



Established 1915

BROWARD
County Public Schools



BOND OVERSIGHT COMMITTEE QUARTERLY REPORT

FOR THE QUARTER ENDED March 31, 2020

Meeting June 15, 2020

**SAFETY
MUSIC & ART
ATHLETICS
RENOVATION
TECHNOLOGY**

FY20 Q3

COMMITTEE MEMBERS

Adam Rabinowitz, Esq.
Committee Chair

Ann Siegel, Esq.
Committee Vice-Chair

Bruce Bernard
Committee Member

Steve Hillberg
Committee Member

Latha Krishnaiyer
Committee Member

Laura Aker Reece
Committee Member

PREFACE

The School Board of Broward County (the District) is pleased to present the latest **Bond Oversight Committee Report for the quarter ending March 2020**. We invite you to explore the pages that follow for an overview and accompanying details of the progress being made on the **SMART Program** (**S**afety, **M**usic & **A**rt, **A**thletics, **R**enovation and **T**echnology).

This report is the latest quarterly document prepared for the Bond Oversight Committee (BOC), which was established shortly after the start of the SMART Program to provide independent, external oversight to the Broward County Public School's improvements in the SMART Program.

The BOC report is prepared on a quarterly basis to provide a progress report of the \$800 million bond and how the funds are working towards making much needed improvements to 232 district schools. **The goal of the report is to promote transparency and accountability** as this monumental initiative delivers on the District's commitment to improve the learning environment in schools districtwide.

The following pages offer an **Introduction section** with a high-level overview of the progress made this past quarter. The Introduction is then followed by a **detailed report of each of the key components of the SMART Program**, a **fiscal report from the Capital Budget** department, and a **glossary** of SMART acronyms and terminology is also included to help readers better understand the information provided.

The quarterly report features the School Spotlights which provide a progress report on each of the 232 schools in the SMART program. These school spotlights will also be featured on the SMART website at: www.browardschools.com/smartfutures.

You can also access earlier quarterly reports by visiting the BOC website at <http://www.broward.k12.fl.us/boc/>

Thank you for your interest in the SMART Program!

SAFETY
MUSIC & ART
ATHLETICS
RENOVATION
TECHNOLOGY



#BCPSSMARTFutures



Bond Oversight Committee Meeting
June 15, 2020
5:30 p.m.

TABLE OF CONTENTS

Preface	Page i
The SMART Glossary	Page 1
Introduction	Page 7
Section 1 – Technology SBBC Schools Phillip H. Dunn II, Chief Information Officer	Page 19
Section 2 – Technology Charter Schools Phillip H. Dunn II, Chief Information Officer	Page 25
Section 3 – Music & Art Equipment Daniel Gohl, Chief Academic Officer	Page 27
Section 4 – Athletics Leslie Brown, Chief Portfolio Services Officer	Page 65
Section 5 – Facilities Frank Girardi, Executive Director Capital Programs Danny Jardine, CBRE Heery Ashley Carpenter, Atkins	Page 73
Section 6 – Budget Activity Judith Marte, Chief Financial Officer	Page 629
Section 7 – Supplier Diversity Outreach Program Maurice Woods, Chief Strategy & Operations Officer	Page 827
Section 8 – Communications Yvonne Garth, Garth Solutions / CBRE Heery	Page 849





The SMART Glossary

THE SMART GLOSSARY

Adopted District Educational Facilities Plan (ADEFP) – The District's five-year funding plan for capital improvements, adopted by the School Board each year.

ATP – Authorization to Proceed with design services.

BCPS – Broward County Public Schools.

BOC – The Bond Oversight Committee is an independent panel that oversees the SMART Initiative through the review of project expenditures and quarterly reports, and by facilitating public input through regularly scheduled hearings.

Basic Equipment List – A document showing the minimum type and quantity of musical equipment that schools should possess to offer core music courses.

Building Envelope – SMART projects pertaining to work on a building's exterior, roofs, walls and windows.

Building Replacement – Requires additional analysis by the Design Professional to determine if a building is in a condition that would warrant replacement or if the building is sufficiently structurally sound that would make improvements appropriate.

CMAR – Construction Manager at Risk is a contractor that provides pre-construction services, cost estimates, construction management and other related services. Hiring the contractors at this early stage in the design process is a valuable step to ensure a seamless and faster transition from designing to implementing improvements.

CSMP – Construction Services Minor Projects are open-end agreements to expedite single construction projects that are valued at \$2 million or less.

Capital Outlay Tax Rate – Money raised from local taxpayers to spend on either the purchase of a fixed asset or to extend its useful life.

Capital Projects – Construction, renovations or replacement to improve or maintain an existing asset of the School District.

Commitment – A project obligation, such as a purchase order or requisition.

Current Budget – Current approved budget including any School Board approved changes that impacted the Original Budget.

DHCP – Dynamic Host Configuration Protocol is a way to assign dynamic IP addresses to devices in a network.

THE SMART GLOSSARY continued

DNS – Domain Name Systems is the way Internet domain names and addresses are tracked and regulated.

DR Storage – Disaster Recovery Storage is a backup system used to store and retrieve computer files and data.

Design Phase – The third (3) phase of the six-phased process in which drawings and plans are developed for eventual implementation by contractors and vendors.

Design Professionals – A term referring to architects, engineers, interior designers and landscape architects whose application of appropriate design services require licensing or state registration.

Digital Instructional Resources – Instructional materials that are conveyed by way of digital media, including, digital textbooks, applets and applications, and online supplementary resources.

Disparity Study – A type of market analysis to determine if a statistical difference exists between the number or types of companies available to participate in the bid for contracts versus those firms that actually obtain those contracts.

District Educational Facilities Plan (DEFP) – A 5-year budget planning document.

Financially Active Project – A project with existing commitments or expenses.

FY– An abbreviation for funding year in which funds are released to initiate project planning and implementation

Forecast – Forecast dates may fluctuate periodically to reflect actual or unforeseen dynamics that arise as the projects move through each phase. As these unexpected dynamics may impact the originally “planned” schedule dates, forecast dates will be updated accordingly to communicate the most up to date schedule milestone dates.

Gap Analysis – Measurement of areas of greatest need for each school to determine whether schools are operating within music instruction's minimum standards.

HVAC – Heating, ventilation and air conditioning.

GMP – A Guaranteed Maximum Price is negotiated to set a price ceiling for fees and cost incurred.

THE SMART GLOSSARY continued

GOB – The 2014 General Obligation Bond was approved by Broward County voters and pays for renovation projects and technology for District-owned schools and charter schools.

I&T – The School District's Information and Technology Department is responsible for designing, implementing and managing information technology solutions that improve student achievement and operational efficiency.

IPAM – Internet Protocol Address Management is a means of planning, tracking and managing the Internet Protocol address space used in a network.

IT – Information Technology refers to anything related to computer technology, such as networking, hardware, software, the Internet or the people working with those technologies.

ITB – Invitation to Bid is a process similar to a Request for Quotations (RFQs) in which contractors, suppliers and vendors are invited to bid to provide the School District with specific products or services.

Implementation Phase – The fifth of the six-phase SMART Initiative process in which contractors or vendors begin work on SMART projects.

Improvements – SMART projects involving construction or renovations that have a life cycle of more than five years.

Load Balancing System – A network that improves the distribution of workloads across multiple computing resources, such as computers, central processing units, disk drives and other network links.

LOR – Letter of Recommendation to issue permit from the Building Department, thus completing the design phase.

MWBE – A government designation for Minority and Women-Owned Business Enterprises.

NGFW – Next Generation Firewall is either a hardware or software-based network security system that is able to detect and block sophisticated attacks by enforcing security policies at the application, port and protocol levels.

Network Security Perimeter Defense – A firewall used to prevent attacks on a computer network.

Non-GOB Funding – Money for School District capital improvement projects that come from other budget sources outside of the 2014 General Obligation Bond.

THE SMART GLOSSARY continued

NTP - Notice to Proceed is a letter from owner or project manager to a contractor stating the date work can begin according to conditions of the contract.

OF&C – The Office of Facilities and Construction oversees all construction and renovation projects in the School District, including those in the SMART Initiative.

Original Budget – Budget approved at the May 19, 2015 school board meeting that established the SMART Program's 5 year budgets.

PCM – Project Charter Meetings are informational sessions where school district officials and project architects explain the scope, schedule and objectives of SMART projects to the parents, students, volunteers and local public officials who make up a school's community.

PPO – The Physical Plant Operations Department responds to routine and emergency requests to repair and maintain District assets. PPO is responsible for various infrastructure work, including air conditioning, carpentry, electrical, plumbing to provide a safe learning environment for Broward County school students.

PSA – Professional Services Agreements are contracts between the District and consultants, design professionals or vendors to complete work during a specific time period.

Phase – One of six steps in the process of developing a project from initial planning to final quality assurance inspection one construction is completed.

Professional Design Services – See Design Professionals

Project – The undertaking to improve school infrastructure, technology or to provide equipment under provisions of the SMART Initiative.

Project Scope – The part of planning that involves determining and documenting a list of specific project costs, goals, deadlines and tasks to assure that results are achieved to make sure the project is successfully completed.

QSEC – The Qualification Selection Evaluation Committee is the School District's independent panel that evaluates and ranks proposals.

RFQ – Request for Qualifications is a process that solicits contractors, suppliers and vendors to bid to provide specific products or services to the District.

SAC – School Advisory Councils are committees of volunteers who assist principals and other school administrators in the preparation and evaluation of the school's improvement plan.

THE SMART GLOSSARY continued

SBBC – School Board of Broward County.

SCEP – The School Choice Enhancement Program allows every District-owned school in the SMART Initiative to determine how to spend \$100,000 on smaller capital projects to improve the condition of an instructional space or educational environment.

SDOP – The Supplier Diversity Outreach Program remains a key part of the School District's efforts to ensure that small, minority-owned and women-owned businesses are represented as consultants, contractors, designers and vendors in the SMART Initiative.

SMART – Safety, Music & Art, Athletics, Renovations and Technology (SMART), which is the ongoing capital improvement program to address infrastructure and equipment needs of the Broward County Public Schools.

SMART Program Years – Years 1 through 5 refer to the year that funding is identified for SMART Program projects. As identified and approved in the 2014 needs assessment.

SMART Website – District website that lists completed and ongoing SMART projects. The link is <http://browardschools.com/smartfutures>

S/M/WBE – A government designation for Small/Minority/Women Business Enterprise.

SPE – Single Point of Entry is a SMART security project that uses fencing, gates and other structures to create a primary means of access onto a school campus.

School Community – The parents, students, school staff and volunteers and local elected officials who make up the constituency an individual school serves.



Introduction

INTRODUCTION

During the months of **January through March 2020**, the School Board of Broward County (The District) has made notable progress in all areas of the SMART Program (**S**afety, **M**usic & Art, **A**thletics, **R**enovation and **T**echnology). The SMART Program expenditures are bringing new computers, musical equipment and better facilities to the Broward County Public Schools.

What follows in this introduction section is a **summary showing the progress being made in each key area of the SMART Program**. Supporting details can be found in the subsequent sections of this Bond Oversight Committee Report for the quarter ending March 31, 2020.



Technology SBBC Schools: COMPLETE

As of March 31, 2020, the SMART technology deployment is fully completed for all 230 schools. All work has been completed for the three (3) Project Scopes identified in the SMART Program:

- 83,362 computing devices were delivered to 209 schools.
- **Computer Gap:** Many schools exceeded the goal of 3.5:1 student to computer ratio, bringing the district to a 2:1 average student to computer ratio.
- **Infrastructure Upgrade** Completed for all Schools
- **Wireless/Cat6 Upgrade** 13,166 Wireless Access Points were installed, in addition to installing 12,738 CAT6 Wiring drops.

This Project was completed with a Savings of \$10.3 million to the district.



Technology Charter Schools: COMPLETE

The development of charter school technology is completed for the 67 eligible schools as more than 11,314 computing devices have been ordered and installed.



Music and Art Equipment:

Applied Learning is working to reach completion of all music, art and theater equipment orders, deliveries and installation.

At the close of this quarter

- **Music Instruments - 98% complete**
 - 59,009 musical instruments of the 60,161 ordered have been delivered to schools
- **Kilns - 94% complete**
 - 128 of the 136 kilns ordered have been delivered to schools. Seven are in the warehouse awaiting delivery and one order is being completed
- **Theater - 95% complete**
 - 37 of the 39 schools with theater programs have received/had installed their orders for lighting, sound and/or stage equipment delivered and installed.

Students across the District continue to benefit from the SMART Bond program and will continue to benefit for years to come.



Athletics:

The SMART Program Athletics initiatives have reached a significant moment, with all but one project having reached official completion.



15

All SMART athletic track projects

(15 tracks – 3 middle schools and 12 high schools) have been complete as of September 30, 2018.



29

The **29 out of 30 High Schools** have completed all weight rooms upgrades.



1

The Northeast High School weight room **is the only remaining weight room** that is pending upgrades.



Facilities

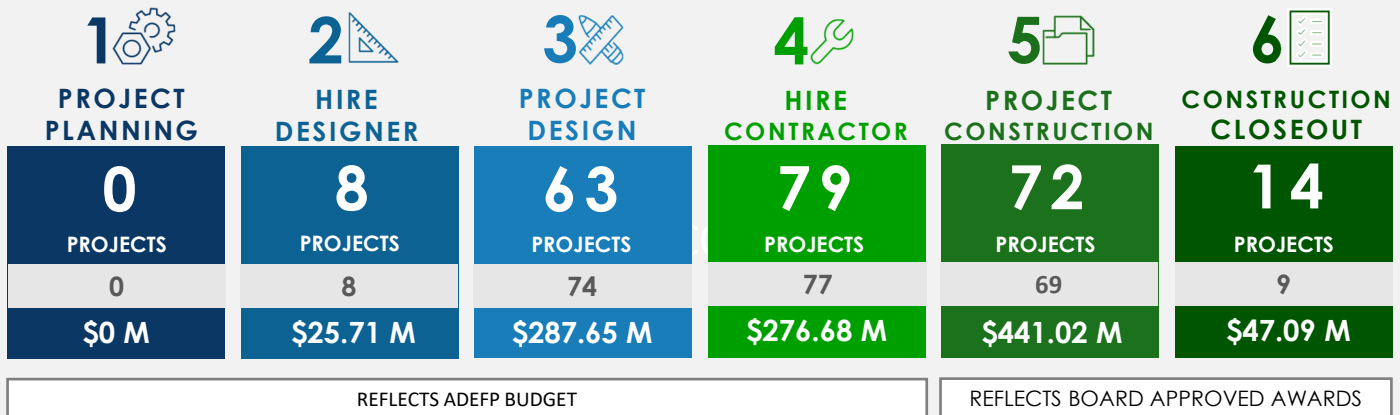
Moving forward, Facilities data will be reported individually for Primary Renovations & School Choice Enhancement Projects (SCEP).

PRIMARY RENOVATIONS

During the quarter ending March 31, 2020, **72 projects** are currently in Construction, and **79 projects** completed the Design phase and are transitioning out of the Hire Contractor phase.

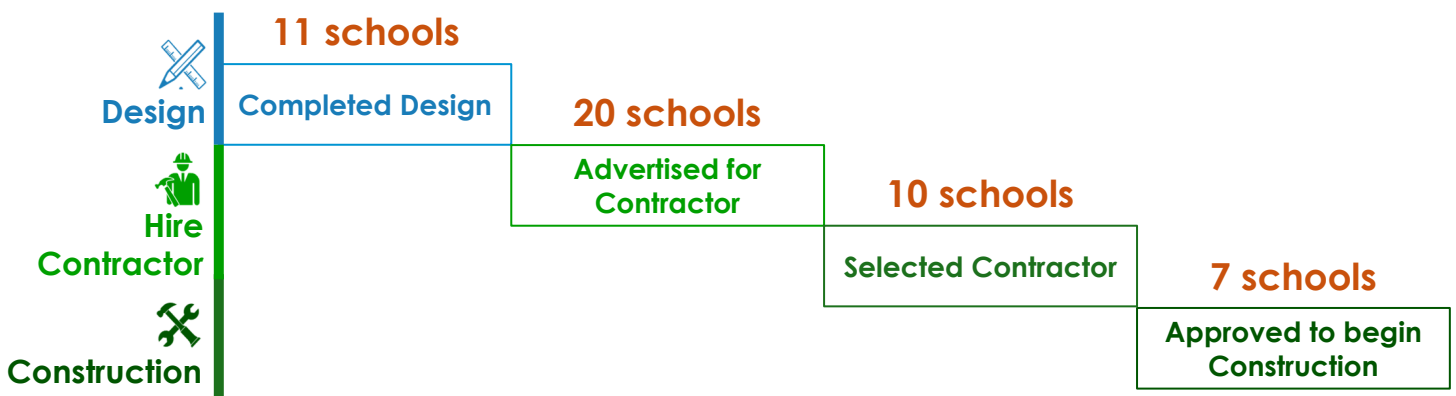
The following chart represents the various phases of schools with active Primary Renovations as of March 31, 2020 and Key Performance Indicators.

PRIMARY RENOVATIONS PROCESS CHART



COMPARISON OF DATA REPORTED LAST QUARTER: DECEMBER 31, 2019

KEY PERFORMANCE INDICATORS (KPI'S)





Facilities

SINGLE POINT OF ENTRY (SPE)

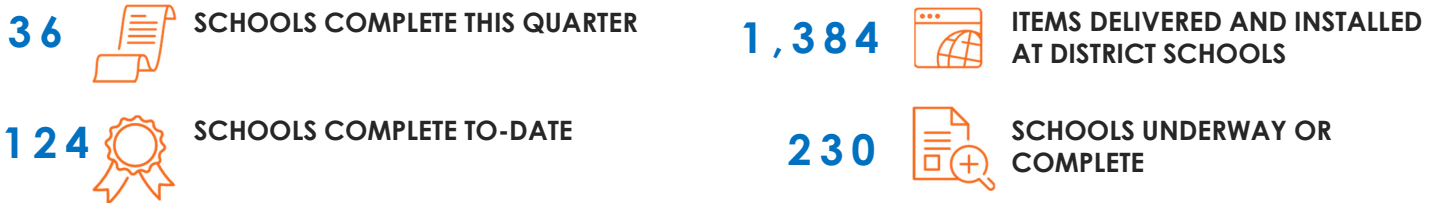
The safety and security of students and staff at all Broward County Public schools remains a central focus of the SMART Program's goals. Single point of entry at all schools are complete and were operational by the start of the new 2019 school year.

SINGLE POINT OF ENTRY SUMMARY

Data through March 31, 2020



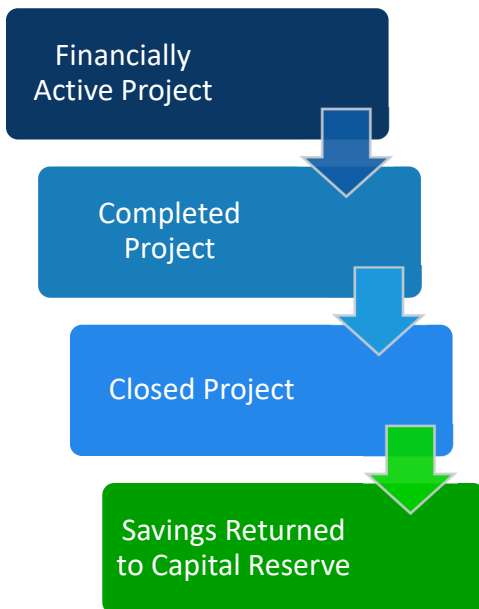
SCHOOL CHOICE ENHANCEMENT PROJECTS (SCEP)





Budget Activity

With this FY20 Q3 report, the SMART Program incorporates all projects as originally planned in years one through five of the Program. This quarterly report includes **financial details for all the projects in the SMART Program**. As SMART Program projects are being completed these projects are highlighted in the Completed and Meets Standard - Budget Activity Report. The remaining balance for all the Completed and Meets Standard Projects will be held until the School Board approves how the funds will be re-prioritized for other SMART Program Needs. *There may be some additional financial activity on these projects as the final payments are made and all the purchase orders are closed-out.*



The financial life-cycle of a project starts when the project is **financially active**.

At the end of the implement improvements phase projects are marked as **complete**. These projects are in their final inspection for quality assurance, between substantial and final completion, which includes verification that the scope is completed according to approved specifications, final submittals of documents and closing out the vendor contract.

When all of the close-out steps are completed, final payments have been submitted to vendors, and all purchase orders have been reviewed and closed the project is **closed**.

After the project is closed, remaining funds are reported to the School Board and **returned to the District's Capital Reserve**.

SMART Program Budget By Program Year

Years 1-5	\$750.9 M
Year 6	\$400.0 M
Year 7	\$48.8 M
Year 8	\$14.3 M
Total SMART Program	\$1,214.0 M *

The Budget Activity Report includes financial details on all program years.

* Includes School Board approved project budget amendments



Budget Activity

IMPACTS FROM COVID-19 are not fully known at this time. Initially the impact on the SMART Program is that since the construction projects do not have to schedule around active campuses full of students and staff; the pace of construction and the associated expenditures is expected to be and remain high from the middle of March and continuing through the summer. This quarterly report ends on March 31, 2020 and therefore has little direct impact related to COVID-19. An initial review of the next quarter (FY20 Q4) looks like the expenditure activity will remain high. **Additionally, construction bids could see a decline as other markets for construction are scaling back.** The District will continue monitoring the construction markets reaction to the economic changes related to the country's reaction to COVID-19.

SMART RESERVE AND THE RISK ASSESSMENT

In reaction to the increased SMART Program cost expectations **the District previously committed to set aside \$225 million** in funding to mitigate potential funding risks in the SMART Program. As the Finance Division staff coordinated with the Facilities Department and monitored the SMART Program Risk Assessment it became apparent that an additional source of funding would be needed to ensure the success of the SMART Program.

At the March 31, 2020 School Board Meeting, **the District authorized the issuance of Certificates of Participation (COPs), Series 2020A** in an aggregate principal amount not to exceed \$250 million. The 2020A COPs issuance will provide the supplemental funding for the additional costs for the SMART Program associated with the August 2019 updated SMART Program Risk Assessment/Market Conditions report from Atkins North America, Inc. (Atkins). \$211 of the \$250 million was placed into the SMART reserve.

ADDITIONAL ALLOCATIONS INTO THE SMART PROGRAM REQUIRE THE SCHOOL BOARD'S APPROVAL and all future amounts are subject to change based on economic conditions and the results of annual legislative action. It is also important to note there are other capital outlay needs to consider when deciding how to allocate future funding.





Budget Activity

THE DISTRICT COMMITTED TO SET ASIDE \$225 MILLION in funding to mitigate potential funding risks in the SMART Program and added another **\$211 Million with the COPs Series 2020A**

SMART Program Reserve



ADEFP FY18 District Educational Facilities Plan Appropriations (in thousands)							
	Carryover FY 2017	FY 2018	FY 2019	FY 2020	FY 2021	FY 2022	Total
Appropriations							
COPs Debt Service *	\$ 0	\$ 140,881	\$ 160,078	\$ 166,068	\$ 169,792	\$ 170,018	\$ 813,437
Equipment & Building Leases	0	17,119	14,513	11,430	11,442	16,796	71,300
Facilities / Capital Salaries	0	15,200	15,200	15,200	15,200	15,200	76,000
Quality Assurance	0	170	170	170	170	170	850
Maintenance	594	66,000	64,000	64,000	64,000	64,000	322,594
Facility Projects	22,750	7,300	0	0	0	0	30,050
SMART Program	537,874	138,888	178,882	0	0	0	855,444
SMART Program Reserve	71,042	658	18,354	59,839	69,807	0	219,700
Charter Schools - State PECO	0	8,319	8,319	8,319	8,319	8,319	41,596
Charter Schools - Local Millage	0	12,711	13,863	16,211	19,824	24,067	86,676
District Priorities	38,446	22,339	0	0	0	0	60,785

		(in thousands of \$)					
	<i>Carryover FY 2017</i>	FY 2018	FY 2019	FY 2020	FY 2021	FY 2022	Total
SMART Program Reserve	71,042	658	18,354	59,839	69,807	0	219,700

\$219 million in the SMART Reserve
 6 million added for additional single point of entry projects
 + 211 million COPs Series 2020A
\$436 million **Amount identified in the August 2019 SMART Program Risk Assessment update.**

Due to Approved Board items thru the end of FY20 Q1 **the SMART Reserve balance is currently \$209.3 million.**

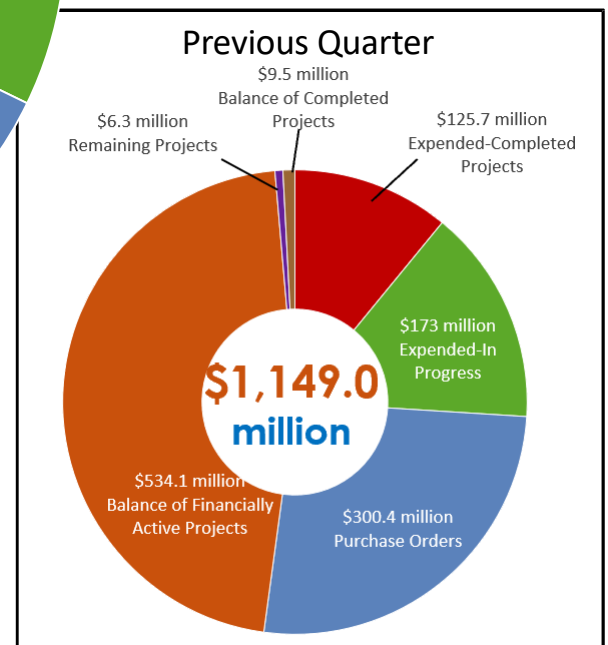
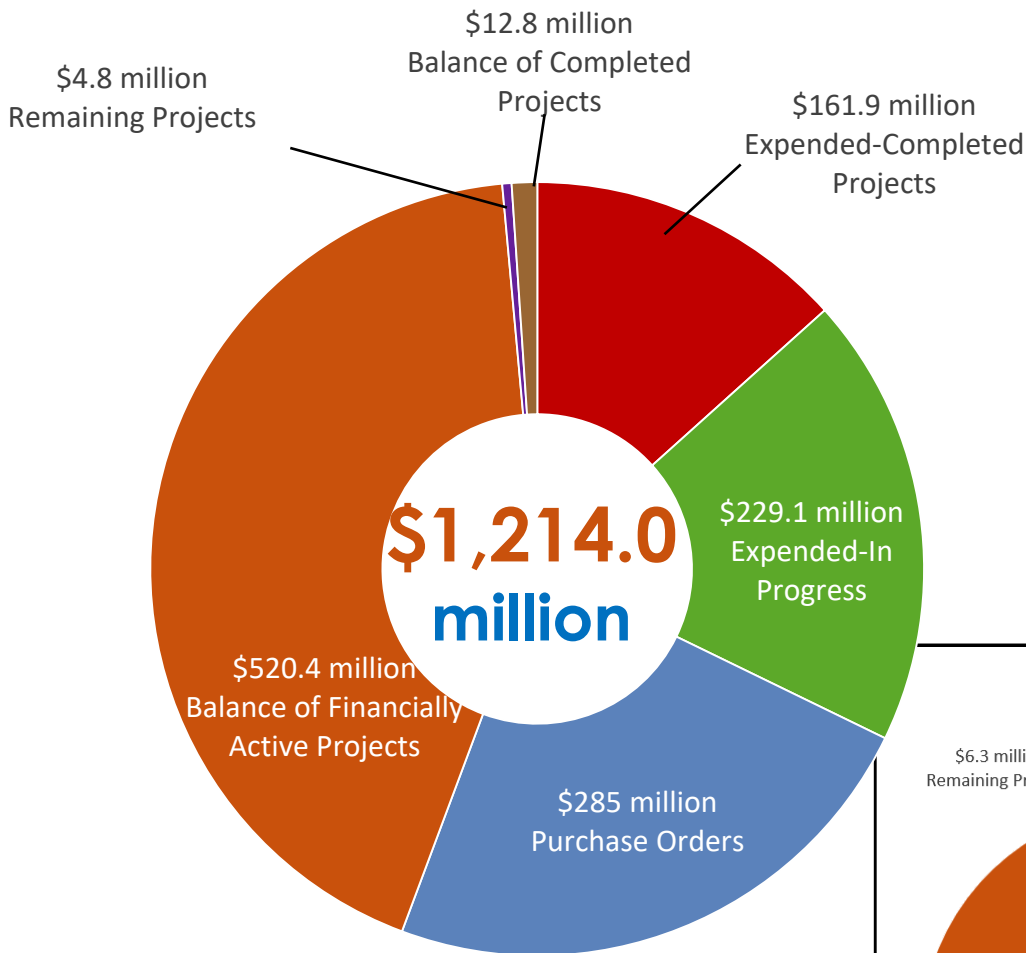
FY20 Beginning Balance \$ 59.4
 FY20 Board Items (77.7)
 COPs Series 2020A 211.0
FY21 16.6
Total \$ 209.3



Budget Activity

The District is continuing to make significant progress toward implementing all of the SMART Program projects. Every month more projects are moving into the financially active category, and the expenditures continue to increase as more projects are moving through the design phases, entering construction, and payments are being made to contractors. Additionally, there is only \$4.8 million of the \$1 billion program that does not have some financial activity. These Remaining Projects are mostly the Year-5 School Choice Enhancement Projects that will be underway soon.

The following charts demonstrates the financial progress made in the SMART Program through the end of the third quarter of fiscal year 2020.





Supplier Diversity Outreach Program

The Economic Development & Diversity Compliance Department (EDDC), through the Supplier Diversity Outreach Program (SDOP), promotes inclusion and economic growth in support of the local small business community. With a focus on Support Services for All, the EDDC mission is to grow the economic base for the benefit of students and the business community. This is achieved through the following program components:

OUTREACH

- Business Consultation; Targeted Outreach; One-on-One Technical Assistance; Business Referrals
- Disseminates courtesy emails of active solicitations

CERTIFICATION

- E/S/M/WBE Recruitment; Business Development; Community Connections; Site Visits
- Increases the visibility of local firms to prospective customers through certification
- Assists certified firms to gain access to District Business opportunities
- Provides options for business growth through Certification

COMPLIANCE

- Evaluates solicitations for the applicability of Affirmative Procurement Initiatives (APIs)
- Participation in Pre-bid and Outreach Meetings
- Evaluation of RFQs, RFPs and Hard Bids; Prime Performance Evaluation
- Compliance Reviews for SMART and Non-SMART Projects
- Monitors and tracks procurement activities for E/S/M/WBE engagement, utilization, and awards
- Performs site visits
- Facilitates mediations between primes and sub-contractors

SDOP PROGRAM METRICS FY'20 Q3

Reporting Period January 1, 2020 – March 31, 2020

1 – E/S/M/WBE CERTIFICATION PROGRAM ACTIVITY

New Certifications:	19
Tri-County Reciprocal Certifications:	15
Renewals:	25
Denials:	19
Total # of Certification Activities:	78

Total # of E/S/M/WBE Certified Firms: 716

2 - SDOP TARGETED MARKETING REPORT

# of Solicitation Notifications Campaign:	10
Total # of Marketing Campaigns:	20
Average Campaign Open Rate:	42%
One-on-One Technical Assistance Provided:	>50
Internal/External Community Meetings:	9
Participants Engaged in Pre-Bids Meetings:	15
E/S/M/WBE Participation in Solicitations*:	228

*E/S/M/WBE firms may be listed as a prime or subcontractor in District solicitations

3 - SMART BOND S/M/WBE CONTRACT COMPLIANCE*

Contracts with S/M/WBE Participation:	10
Bids/Proposals Evaluated:	280
Amount of Total Contracts:	\$53,243,974
Amount of M/WBE Commitment:	\$14,465,511
Percentage of M/WBE Commitment:	27%
Amount of Non-M/WBE Commitment:	73%

*Contract Compliance total is related solely to Design and Construction Contracts

4 – SMART BOND E/S/M/WBE CUMULATIVE SPEND*

Amount of E/S/M/WBE Spend:	\$185,222,896
Percentage of E/S/M/WBE Prime Utilization:	28%

*Cumulative Spend is based on the value of Purchase Orders issued to E/S/M/WBE primes per SMART Category



Communications

This quarter (ending March 31, 2020), the Communications team used a variety of methods to deliver transparent, engaging, and targeted SMART Program updates at the district, school, and municipal levels. This involved a variety of methods, including:

- ▶ Public Outreach Events
- ▶ Email Newsletters
- ▶ Online Feedback Tools
- ▶ Municipal Presentations
- ▶ Approval Letters
- ▶ Social Media Campaigns

COMMUNICATIONS by the numbers



Board Approval
Announcements

16



Community
Meetings

17



PCM
Meetings

13



Social Media
Posts

111

Though the closing of all Broward County Public Schools towards the end of the quarter was an unexpected adjustment, the vacant campuses allowed for an increased pace for SMART renovations. The Communications team has adjusted its approach in gathering and sharing SMART Program related content accordingly, including:

- ▶ Increased frequency of school visits to capture ongoing work
- ▶ Amplified publication of dynamic social media content
- ▶ Improved engagement through digital mediums like email newsletters
- ▶ Participation in virtual meetings and work groups





Section 1

Technology SBBC Schools

Phillip H. Dunn II, Chief Information Officer

Bond Oversight Committee SMART Technology Quarterly Update SBBC Schools

As of the First Quarter of FY 2018 (month ended September 30, 2017) **the SMART technology deployment is completed for all 230 SBBC schools.** For more detailed information on the SMART Program SBBC school technology you can visit the Bond Oversight Committee website and review the FY18 Q1 report.

http://www.broward.k12.fl.us/boc/QuarterlyReports/FY18_Q1BOCReport.pdf



SMART Core Infrastructure Upgrades BOC FY2019-2020 – 3rd QTR Ended 3-31-2020

Since the initiation of the SMART project, Technical Support Services has undertaken work in five areas of core infrastructure operation. These areas include the replacement and/or implementation of systems that provide improved network security perimeter defense and traffic management, load balancing of Internet and internal network traffic, IP address management and Domain Name Systems (DNS) operations, core network capacity and speed, and back-up and recovery. In every case, the work done was driven by greatly increased demand for network capacity and reliability that results from the:

- shift from print to digital instructional resources – including increased use of “rich media” (video, audio, advanced graphics, animation, interactivity)
- increased reliance on online assessments
- move toward personalization of instruction: more modern computers and the move toward to 1:1 computing
- increasing use of cloud-based resources (Office 365, Canvas, etc.)
- heightened concern for IT security and privacy protection
- enhancements to business continuity and disaster recovery solutions

The impact of the dynamics noted above can be seen in the fact that in the District's demand for Internet bandwidth is four times the 2013 level, the number of wirelessly connected devices has doubled over the same period, and the District's network now provides connectivity to over 235,000 unique devices each day (including all of the District's wired and wireless computers, printers, VoIP phones, and BYOD devices in the hands of staff and students).

<u>Project</u>	<u>Description</u>	<u>SMART Encumbrance / Expenditure</u>
Perimeter Defense and Traffic Management	Funds were spent to implement a new “Next Generation Firewall” (NGFW) at the District's Internet perimeter. As a part of that project, the previous system was repositioned to serve as an internal firewall between the Data Center (and its critical systems) and the rest of the District's internal network. The Next Generation Firewall, in addition to securing the perimeter, provides content filtering, applications control, and traffic analysis and reporting; all at vastly increased speeds and capacity levels.	\$1,519,323 Project Status: Complete

<u>Project</u>	<u>Description</u>	<u>SMART Encumbrance / Expenditure</u>
Load Balancing Systems	Funds were spent on systems that manage and balance the traffic pattern and load distribution of the District's two connections to the Internet at higher speeds and with greater capacity. This project included as a part of its design strategy the load balancing of the District's web-based application services.	\$564,591 Project Status: Complete
Load Balancing Systems	Application specific Load Balancing System and version upgrade	\$31,497 Project Status: Complete
Core Network Services	Expenditures were made to improve advanced network services including DNS, DHCP & IPAM. Expenditures in this area were done to improve the reliability of critical network system services and speed while further enhancing IP security and reporting.	\$905,556 Project Status: Complete
Core Network Speed and Capacity	Investments were made in the network switching fabric of the network core and the District's Data Center. In addition to providing increased speed and capacity, the new network infrastructure supports the implementation of advanced "software defined networking".	\$806,481 Project Status: Complete
Data-Center Tape Drive Virtualization	A project to replace the District's out-of-service tape back-up system with a Virtual Tape Back-up solution was implemented. This allows for the expedited recovery of a number of systems in the event of an emergency and propositions critical data at the District's off-site disaster recovery location out of state.	\$393,593 Project Status: Complete
Voice Contact Center	A project to replace the existing Call Center system that distributes incoming calls to specific groups or agents. This new system will be integrated to our current Avaya voice application system.	\$386,313 Project Status: Complete
DR Storage	A project to relocate and build storage for our offsite DR, hosted in our remote COLO facility.	\$221,488 Project Status: Complete

<u>Project</u>	<u>Description</u>	<u>SMART Encumbrance / Expenditure</u>
ERP Disk Replacement	A project to replace disk storage that supports our ERP system and was no longer going to be supported by the manufacturer.	\$212,881 Project Status: Complete
Content Filter	Implementation of enhanced content filter for classroom teachers to share content like YouTube videos, blogs, etc., while securing inappropriate content and ensuring CIPA compliance.	\$1,354,141 Project Status: Complete
Firewall Internet Capacity	Project to build capacity to match school internet utilization in order to provide support and protection to schools and enterprise datacenter systems	\$1,395,356 Project Status: Complete
Data Network Infrastructure	Update Data Network Infrastructure (Data Switches) at the TSSC Administrative site to current network standards. This would provide the network functionality for the new Avaya voice phone system.	\$385,070 Project Status: Complete
Archival Security Storage and Logs	IT Storage Hardware to address the immediate need of additional storage space required for the IT archival security storage and firewall log projects along with the growth for future expansion, maintenance and support. (Refer to BID# 18-156E Board approved 4-10-2018)	\$596,425 Project Status: Complete
Midrange System Upgrade	Infrastructure Upgrade for systems that support Student Information System (SIS) and Data Warehouse. Current system is at end of life and will no longer supported by manufacturer (Refer to BID# 19-058E Board approved 9-05-2018)	\$385,141 Project Status: Complete
Network Security/Capacity Upgrades	Additional capacity to support internet growth and security requirements.	\$357,193 Project Status: Complete
Enterprise Back-Up	Replace/upgrade back-up from OEM NETAPP to an enterprise solution	\$314,988 Project Status: Complete

<u>Project</u>	<u>Description</u>	<u>SMART Encumbrance / Expenditure</u>
Server Blade Growth	Hardware to support centralized management tools for Local Area Network endpoints (Desktops/Laptops)	\$265,169 Project Status: Complete
TOTAL ENCUMBRANCE/EXPENDITURES AS OF 12/31/19		\$ 10,095,206

Additionally, SMART investment projects are scheduled to achieve the following outcomes:

- Meet growing network bandwidth requirements and increase network reliability
- Improve network traffic management and reporting
- Enhance IT security and identity management systems
- Increase systems storage capacity
- Expand and refresh the District's virtualized server environment
- Extend and enhance core telecommunications routing and application systems

The below project is in process as of the Quarter ended 3/31/2020:

<u>Project</u>	<u>Description/Status</u>	<u>SMART Projected Expenditures</u>
UPS/Support for aging batteries	Replace UPS devices and computer batteries at all Schools and District sites as needed. Encumbrance/Expenditure as of 3/31/20: Status: Evaluations to replace UPS devices and computer batteries have been completed. Finalizing UPS installation design before placing orders. This project is still on schedule to be completed by 9/30/2020.	\$904,794 (\$60,178) Project Status: In Process
	CORE INFRASTRUCTURE AVAILABLE BALANCE AS OF 3/31/20	\$844,616



Section 2

Technology Charter Schools

Phillip H. Dunn II, Chief Information Officer

Bond Oversight Committee SMART Technology Quarterly Update Charter Schools

As of the Third Quarter of FY 2017 (month ended March 31, 2017) **all charter school technology projects were completed.** For more detailed information on the SMART Program charter school technology you can visit the Bond Oversight Committee website and review the FY17 Q3 report.

http://www.broward.k12.fl.us/boc/QuarterlyReports/FY17_Q3BOCReport.pdf





Section 3

Music & Art Equipment

Daniel Gohl, Chief Academic Officer

Music Equipment - Applied Learning Department Quarter Ending March 31, 2020

We are extremely pleased that during the Quarter ending March 31st, we saw a significant increase in the number of musical instruments and equipment that were delivered to schools. 899 new deliveries were made including schools that added new music programs for the 2019-2020 school year. Vendors are working to deliver all remaining orders that have been placed. For certain items that may have been ordered but are now no longer available, schools were provided the opportunity to replace those items with other music equipment items of their choosing.

The Smart Bond project was the catalyst for a number of schools to add brand new music programs to their curriculum. As a result, we have seen an increase in the number of students that now have a new opportunity to access a quality music education. Schools with existing music programs are also seeing growth in student enrollment and engagement. Because of the increase in these schools' musical instrument inventories, students have more opportunities to be a part of the music program and learn using top-quality instruments. This project has brought us closer to our District goal to provide a quality, comprehensive music education to ALL students of the Broward County Public Schools.

The music instruments and music equipment have been placed into categories so that we can show you the quantity and dollar amounts of the music orders for each school. For a detailed list of the instruments and equipment, please follow this link:

http://www.broward.k12.fl.us/boc/QuarterlyReports/FY20_Q3MusicOrderDetail.pdf



Music Equipment Deployment Status For Quarter Ended March 31, 2020

Current Quarter (March 31)			Previous Quarter (December 31)	
Status	Number	Percent	Number	Percent
In Process	0	0.0%	0	0.0%
Ordering	0	0.0%	0	0.0%
Closing Out	1	0.5%	2	1.0%
Closed	194	99.5%	193	99.0%
No Program	0	0.0%	0	0.0%
Total	195	100.0%	195	100.0%



Music Equipment Ordering Status For Quarter Ended March 31, 2020

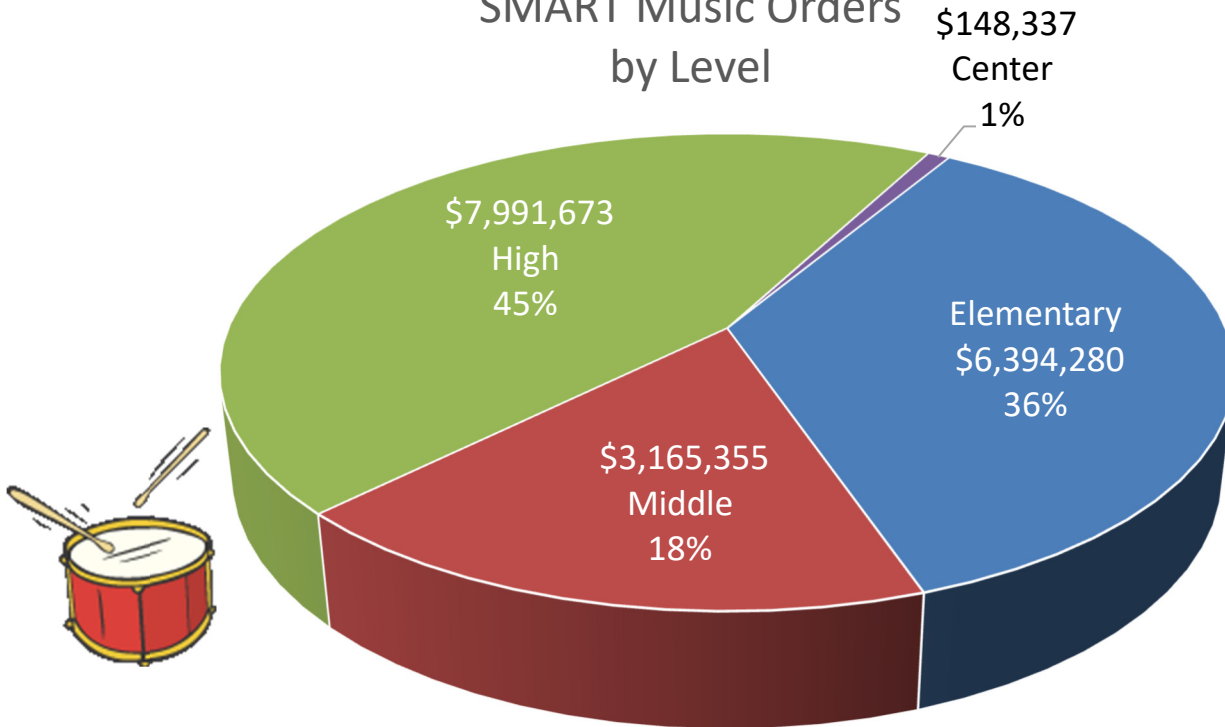
Status	Current Quarter (March 31)		Previous Quarter (December 31)	
	Quantity Ordered	Quantity Delivered	Quantity Ordered	Quantity Delivered
Elementary	47,412	46,393	46,520	45,526
Middle	3,849	3,798	3,849	3,795
High	8,316	8,237	8,316	8,208
Center	584	581	584	581
Total	60,161	59,009	59,269	58,110

Vendor	Amount	%
All County Music	10,964,426	61.9%
CASCIO INTERSTATE MUSIC SUPPLY	3,228	0.0%
Enabling Devices	8,284	0.0%
J W PEPPER OF ATLANTA	3,384	0.0%
MALMARK INC	6,372	0.0%
Music Arts Enterprises	3,723,751	21.0%
Music Man	1,270,567	7.2%
ROMEO MUSIC	440,549	2.5%
School Specialty	64,250	0.4%
SUMMER ARTS SESSIONS INT	9,600	0.1%
SUMMERHAYS MUSIC	11,964	0.1%
VISTAPAN STEEL INSTRUMENTS	5,036	0.0%
WENGER CORPORATION	1,188,234	6.7%
Total	17,699,645	100.0%

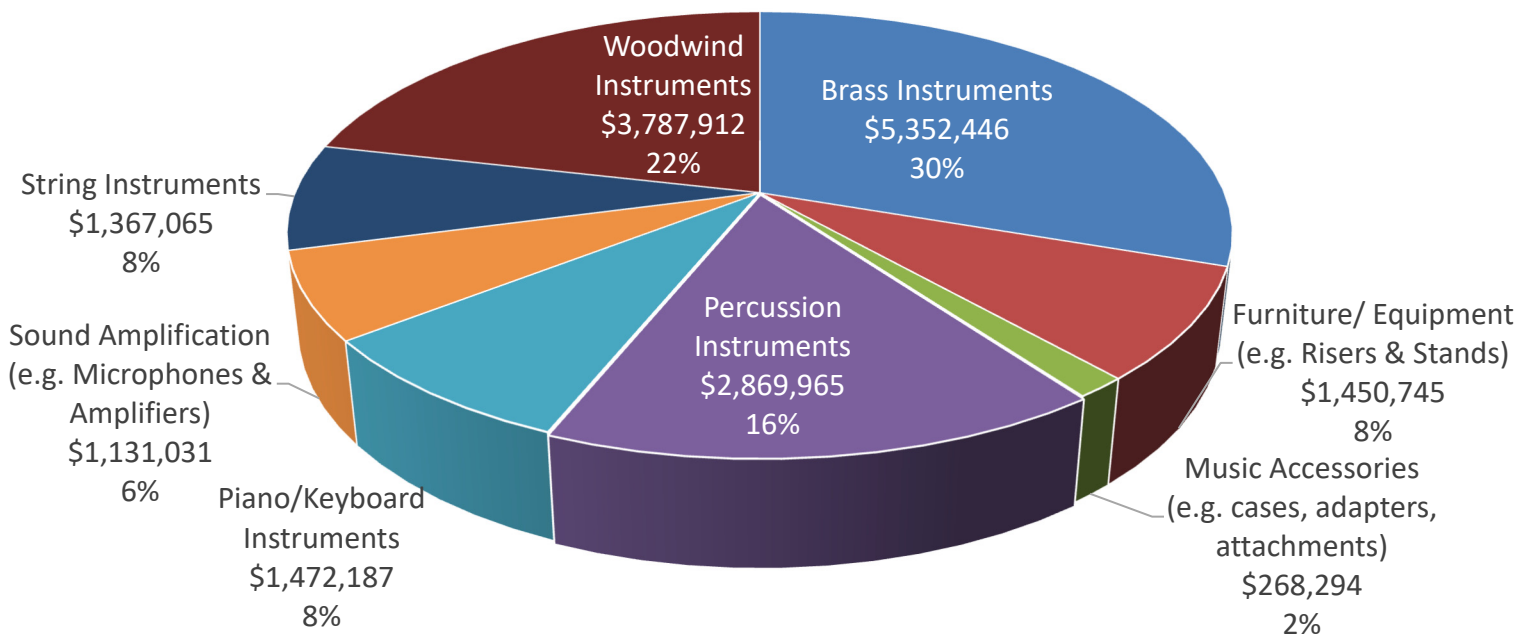


Total SMART Music Orders-to-Date \$17,699,645

SMART Music Orders
by Level



Smart Music Orders
by Instrument Categories



Section 3: Music & Art Equipment

SMART Program Music Equipment Status

Location	Program Year	Status	Orders Processed	Quantity Ordered	Orders Delivered	Quantity Delivered
Anderson, Boyd H. High School	Year 4*	Closed	100.0%	284	100.0%	284
Apollo Middle School	Year 1	Closed	100.0%	146	100.0%	146
Atlantic West Elementary School	Year 2	Closed	100.0%	680	96.3%	655
Attucks Middle School	Year 5*	Closed	100.0%	109	100.0%	109
Bair Middle School	Year 1	Closed	100.0%	87	100.0%	87
Banyan Elementary School	Year 3	Closed	100.0%	769	100.0%	769
Bayview Elementary School	Year 1	Closed	96.6%	805	94.3%	759
Beachside Montessori Village	Year 5*	Closed	99.7%	214	78.0%	167
Bennett Elementary School	Year 1	Closed	66.7%	360	99.7%	359
Bethune, Mary M. Elementary School	Year 2	Closed	100.0%	149	100.0%	149
Boulevard Heights Elementary School	Year 4*	Closed	100.0%	497	41.4%	206
Bright Horizons Center	Year 2	No Program	0.0%	-	0.0%	-
Broadview Elementary School	Year 1	Closed	87.4%	334	100.0%	334
Broward Estates Elementary School	Year 1	Closed	98.5%	259	89.6%	232
Castle Hill Elementary School	Year 4*	Closed	99.0%	435	100.0%	435
Central Park Elementary School	Year 2	Closed	87.4%	325	100.0%	325
Challenger Elementary School	Year 4*	Closed	100.0%	891	99.8%	889
Chapel Trail Elementary School	Year 5*	Closed	96.8%	286	97.9%	280
Drew, Charles Family Resource Center	Year 3	No Program	0.0%	-	0.0%	-
Coconut Creek Elementary School	Year 2	Closed	99.9%	663	100.0%	663
Coconut Creek High School	Year 2	Closed	100.0%	323	100.0%	323
Coconut Palm Elementary School	Year 5*	Closed	99.8%	372	100.0%	372
Colbert Elementary School	Year 4*	Closed	100.0%	249	100.0%	249
Collins Elementary School	Year 3	No Program	0.0%	-	0.0%	-
Cooper City Elementary School	Year 2	Closed	91.4%	319	100.0%	319
Cooper City High School	Year 2	Closed	100.0%	166	100.0%	166
Coral Cove Elementary School	Year 5*	Closed	92.6%	351	88.6%	311
Coral Glades High School	Year 5*	Closed	100.0%	360	100.0%	360
Coral Park Elementary School	Year 2	Closed	100.0%	261	100.0%	261
Coral Springs Pre-K - 8	Year 5*	Closed	100.0%	699	95.4%	667
Coral Springs Middle School	Year 1	Closed	100.0%	33	100.0%	33
Coral Springs High School	Year 3	Closed	99.9%	88	100.0%	88
Country Hills Elementary School	Year 5*	Closed	90.8%	208	100.0%	208
Country Isles Elementary School	Year 5*	Closed	100.0%	386	100.0%	386
Cresthaven Elementary School	Year 1	Closed	100.0%	536	100.0%	536
Croissant Park Elementary School	Year 1	Closed	100.0%	330	98.2%	324
Cross Creek School	Year 2	Closed	100.0%	328	87.2%	286
Cypress Bay High School	Year 5*	Closed	100.0%	510	91.0%	464
Cypress Elementary School	Year 1	Closed	99.4%	391	100.0%	391
Cypress Run Education Center	Year 2	No Program	0.0%	-	0.0%	-
Dandy, William Middle School	Year 2	Closed	100.0%	130	100.0%	130
Dania Elementary School	Year 5*	Closed	100.0%	431	100.0%	431
Dave Thomas Education Center	Year 2	No Program	0.0%	-	0.0%	-
Dave Thomas Education Center-West	Year 2	Closed	100.0%	26	100.0%	26
Davie Elementary School	Year 2	Closed	100.0%	638	100.0%	638
Deerfield Beach Elementary School	Year 1	Closed	100.0%	238	100.0%	238
Deerfield Beach Middle School	Year 3	Closed	41.6%	53	100.0%	53
Deerfield Park Elementary School	Year 1	Closed	93.3%	326	100.0%	326
Dillard 6-12 School	Year 1	Closed	100.0%	185	100.0%	185
Dillard Elementary School	Year 1	Closed	99.7%	277	100.0%	277
Discovery Elementary School	Year 3	Closed	80.0%	215	100.0%	215

Location	Program Year	Status	Orders Processed	Quantity Ordered	Orders Delivered	Quantity Delivered
Dolphin Bay Elementary School	Year 5*	Closed	87.4%	655	100.0%	655
Drew, Charles Elementary School	Year 1	Closed	100.0%	128	99.2%	127
Driftwood Elementary School	Year 2	Closed	99.4%	290	100.0%	290
Driftwood Middle School	Year 1	Closed	100.0%	75	100.0%	75
Eagle Point Elementary School	Year 1	Closed	99.9%	270	99.6%	269
Eagle Ridge Elementary School	Year 5*	Closed	100.0%	613	99.7%	611
Ely, Blanche High School	Year 1	Closed	100.0%	164	100.0%	164
Embassy Creek Elementary School	Year 3	Closed	95.7%	254	100.0%	254
Endeavour Primary Learning Center	Year 4*	Closed	100.0%	729	97.3%	709
Everglades Elementary School	Year 5*	Closed	99.9%	340	100.0%	340
Everglades High School	Year 5*	Closed	100.0%	328	99.7%	327
Fairway Elementary School	Year 4*	Closed	99.1%	450	100.0%	450
Falcon Cove Middle School	Year 3	Closed	100.0%	38	100.0%	38
Flamingo Elementary School	Year 3	Closed	100.0%	383	100.0%	383
Flanagan, Charles W. High School	Year 4*	Closed	99.8%	210	100.0%	210
Floranada Elementary School	Year 3	Closed	91.2%	262	100.0%	262
Forest Hills Elementary School	Year 2	Closed	100.0%	371	97.8%	363
Fort Lauderdale High School	Year 1	Closed	100.0%	193	98.4%	190
Stephen Foster Elementary School	Year 1	Closed	98.9%	398	100.0%	398
Fox Trail Elementary School	Year 4*	Closed	100.0%	114	100.0%	114
Gator Run Elementary School	Year 3	Closed	93.1%	140	100.0%	140
Glades Middle School	Year 4*	Closed	100.0%	79	98.7%	78
Griffin Elementary School	Year 2	Closed	100.0%	588	100.0%	588
Gulfstream Academy of Hallandale Beach K-8 (Hallandale Elementary School)	Year 4*	Closed	99.9%	99	100.0%	99
Hallandale High School	Year 4*	Closed	100.0%	272	100.0%	272
Harbordale Elementary School	Year 1	Closed	96.7%	108	100.0%	108
Hawkes Bluff Elementary School	Year 5*	Closed	99.9%	239	100.0%	239
Heron Heights Elementary School	Year 5*	Closed	74.0%	104	100.0%	104
Hollywood Central Elementary School	Year 3	Closed	100.0%	175	100.0%	175
Hollywood Hills Elementary School	Year 3	Closed	99.9%	229	100.0%	229
Hollywood Hills High School	Year 2	Closed	98.8%	163	98.8%	161
Hollywood Park Elementary School	Year 2	Closed	100.0%	219	100.0%	219
Horizon Elementary School	Year 3	Closed	99.9%	368	100.0%	368
Hunt, James S. Elementary School	Year 2	Closed	99.3%	435	100.0%	435
Indian Ridge Middle School	Year 2	Closed	100.0%	67	100.0%	67
Indian Trace Elementary School	Year 5*	Closed	100.0%	199	100.0%	199
King, Martin Luther (Dr. Martin Luther King, Jr. Montessori Academy)	Year 1	Closed	98.6%	407	100.0%	407
Lake Forest Elementary School	Year 4*	Closed	100.0%	610	99.7%	608
Lakeside Elementary School	Year 4*	Closed	100.0%	361	100.0%	361
Lanier-James Education Center	Year 2	No Program	0.0%	-	0.0%	-
Larkdale Elementary School	Year 4*	No Program	0.0%	-	0.0%	-
Lauderdale Lakes Middle School	Year 2	Closed	100.0%	633	100.0%	633
Lauderdale Manors Early Learning and Resource Center	Year 1	No Program	0.0%	-	0.0%	-
Lauderhill 6-12 School	Year 4*	Closed	83.0%	463	95.7%	443
Lauderhill-Paul Turner Elementary School	Year 4*	Closed	100.0%	202	100.0%	202
Liberty Elementary School	Year 4*	Closed	100.0%	383	99.5%	381
Lloyd Estates Elementary School	Year 3	Closed	100.0%	390	100.0%	390
Lyons Creek Middle School	Year 5*	Closed	99.9%	135	100.0%	135
Manatee Bay Elementary School	Year 2	Closed	100.0%	260	100.0%	260

Location	Program Year	Status	Orders Processed	Quantity Ordered	Orders Delivered	Quantity Delivered
Maplewood Elementary School	Year 4*	Closed	99.8%	237	100.0%	237
Margate Elementary School	Year 2	Closed	99.9%	485	100.0%	485
Margate Middle School	Year 3	Closed	99.9%	328	100.0%	328
Markham, C. Robert Elementary School	Year 1	Closing Out	99.9%	238	10.1%	24
McArthur High School	Year 2	Closed	100.0%	382	100.0%	382
McNab Elementary School	Year 1	Closed	99.8%	484	100.0%	484
McNicol Middle School	Year 4*	Closed	100.0%	3	100.0%	3
Meadowbrook Elementary School	Year 3	Closed	97.7%	307	100.0%	307
Millennium 6-12 Collegiate Academy	Year 4*	Closed	99.8%	113	100.0%	113
Miramar Elementary School	Year 4*	Closed	100.0%	224	100.0%	224
Miramar High School	Year 4*	Closed	98.1%	656	100.0%	656
Mirror Lake Elementary School	Year 3	Closed	100.0%	672	100.0%	672
Monarch High School	Year 1	Closed	100.0%	170	100.0%	170
Morrow Elementary School	Year 2	No Program	0.0%	-	0.0%	-
North Andrews Gardens Elementary School	Year 3	Closed	99.7%	126	100.0%	126
New Renaissance Middle School	Year 4*	Closed	100.0%	158	100.0%	158
New River Middle School	Year 2	Closed	100.0%	76	100.0%	76
Nob Hill Elementary School	Year 3	Closed	100.0%	197	99.5%	196
Norcrest Elementary School	Year 1	Closed	100.0%	788	100.0%	788
North Fork Elementary School	Year 1	Closed	86.8%	257	100.0%	257
North Lauderdale Elementary School	Year 2	Closed	100.0%	113	100.0%	113
North Side Elementary School	Year 1	Closed	99.3%	946	99.9%	945
Northeast High School	Year 3	Closed	99.9%	274	99.6%	273
Nova Blanche Forman Elementary School	Year 2	Closed	100.0%	355	100.0%	355
Nova Dwight D Eisenhower Elementary School	Year 2	No Program	0.0%	-	0.0%	-
Nova Middle School	Year 3	Closed	100.0%	68	100.0%	68
Nova High School	Year 2	Closed	98.7%	508	98.8%	502
Oakland Park Elementary School	Year 3	Closed	78.7%	1,655	100.0%	1,655
Oakridge Elementary School	Year 3	Closed	100.0%	184	100.0%	184
Orange Brook Elementary School	Year 2	Closed	100.0%	635	94.0%	597
Oriole Elementary School	Year 4*	No Program	0.0%	-	0.0%	-
Palm Cove Elementary School	Year 4*	Closed	99.5%	308	100.0%	308
Palmview Elementary School	Year 1	No Program	0.0%	-	0.0%	-
Panther Run Elementary School	Year 5*	Closed	100.0%	272	100.0%	272
Park Lakes Elementary School	Year 4*	Closed	99.8%	208	100.0%	208
Park Ridge Elementary School	Year 1	Closed	99.6%	304	100.0%	304
Park Springs Elementary School	Year 5*	Closed	82.7%	409	99.8%	408
Park Trails Elementary School	Year 5*	Closed	76.1%	327	80.4%	263
Parkside Elementary School	Year 5*	Closed	100.0%	137	100.0%	137
Parkway Middle School	Year 3	Closed	100.0%	50	94.0%	47
Pasadena Lakes Elementary School	Year 4*	No Program	0.0%	-	0.0%	-
Pembroke Lakes Elementary School	Year 4*	Closed	99.9%	250	100.0%	250
Pembroke Pines Elementary School	Year 2	Closed	100.0%	260	100.0%	260
Perry, Annabel C. Elementary School	Year 4*	Closed	100.0%	80	100.0%	80
Henry D. Perry Education Center	Year 5*	Closed	50.0%	26	100.0%	26
Peters Elementary School	Year 3	Closed	100.0%	388	100.0%	388
Pine Ridge Education Center	Year 2	No Program	0.0%	-	0.0%	-
Pines Lakes Elementary School	Year 4*	Closed	99.9%	245	98.4%	241
Pines Middle School	Year 3	Closed	100.0%	124	100.0%	124
Pinewood Elementary School	Year 2	Closed	100.0%	197	100.0%	197
Pioneer Middle School	Year 1	Closed	99.9%	59	100.0%	59

Location	Program Year	Status	Orders Processed	Quantity Ordered	Orders Delivered	Quantity Delivered
Piper High School	Year 3	Closed	100.0%	245	100.0%	245
Plantation Elementary School	Year 3	Closed	100.0%	415	99.8%	414
Plantation Middle School	Year 3	Closed	99.1%	129	100.0%	129
Plantation Park Elementary School	Year 3	Closed	99.6%	645	100.0%	645
Plantation High School	Year 3	Closed	100.0%	361	100.0%	361
Pompano Beach Elementary School	Year 1	Closed	99.3%	378	97.1%	367
Pompano Beach Middle School	Year 5*	No Program	0.0%	-	0.0%	-
Pompano Beach High School	Year 1	Closed	100.0%	784	100.0%	784
Quiet Waters Elementary School	Year 2	Closed	85.7%	606	99.5%	603
Ramblewood Elementary School	Year 4*	Closed	100.0%	348	100.0%	348
Ramblewood Middle School	Year 3	Closed	100.0%	34	100.0%	34
Riverglades Elementary School	Year 5*	Closed	100.0%	437	99.8%	436
Riverland Elementary School	Year 1	Closed	99.8%	1,216	100.0%	1,216
Riverside Elementary School	Year 4*	Closed	100.0%	217	100.0%	217
Rock Island Elementary School	Year 1	No Program	0.0%	-	0.0%	-
Royal Palm Elementary School	Year 4*	Closed	94.9%	258	100.0%	258
Sanders Park Elementary School	Year 1	Closed	100.0%	37	100.0%	37
Sandpiper Elementary School	Year 3	Closed	98.9%	265	100.0%	265
Sawgrass Elementary School	Year 3	Closed	100.0%	282	100.0%	282
Sawgrass Springs Middle School	Year 2	Closed	100.0%	135	100.0%	135
Sea Castle Elementary School	Year 4*	Closed	99.4%	131	100.0%	131
Seagull Alternative High School	Year 2	No Program	0.0%	-	0.0%	-
Seminole Middle School	Year 1	Closed	100.0%	57	100.0%	57
Sheridan Hills Elementary School	Year 2	Closed	100.0%	369	100.0%	369
Sheridan Park Elementary School	Year 2	Closed	100.0%	424	99.5%	422
Silver Lakes Elementary School	Year 5*	Closed	98.8%	635	99.8%	634
Silver Lakes Middle School	Year 5*	Closed	99.9%	122	100.0%	122
Silver Palms Elementary School	Year 4*	Closed	100.0%	208	98.6%	205
Silver Ridge Elementary School	Year 3	Closed	100.0%	367	100.0%	367
Silver Shores Elementary School	Year 5*	Closed	99.9%	155	100.0%	155
Silver Trail Middle School	Year 3	Closed	100.0%	83	100.0%	83
South Plantation High School	Year 3	Closed	100.0%	202	100.0%	202
Stirling Elementary School	Year 2	Closed	100.0%	505	100.0%	505
Stoneman Douglas High School	Year 5*	Closed	100.0%	239	100.0%	239
Stranahan High School	Year 3	Closed	93.7%	271	100.0%	271
Sunland Park Academy	Year 1	Closed	100.0%	536	100.0%	536
Sunrise Middle School	Year 1	Closed	100.0%	56	100.0%	56
Sunset Lakes Elementary School	Year 5*	Closed	100.0%	228	100.0%	228
Sunshine Elementary School	Year 4*	Closed	100.0%	440	99.5%	438
Tamarac Elementary School	Year 4*	Closed	100.0%	362	100.0%	362
Taravella, J.P. High School	Year 4*	Closed	100.0%	125	100.0%	125
Tedder Elementary School	Year 1	Closed	100.0%	407	100.0%	407
Tequesta Trace Middle School	Year 2	Closed	100.0%	161	100.0%	161
The Quest Center	Year 2	Closed	96.7%	541	99.4%	538
Thurgood Marshall Elementary School	Year 1	No Program	0.0%	-	0.0%	-
Tradewinds Elementary School	Year 5*	Closed	97.5%	447	100.0%	447
Tropical Elementary School	Year 3	Closed	100.0%	175	100.0%	175
Village Elementary School	Year 3	Closed	90.6%	260	71.9%	187
Walker Elementary School	Year 1	Closed	100.0%	86	67.4%	58
Watkins Elementary School	Year 4*	No Program	0.0%	-	0.0%	-
Welleby Elementary School	Year 3	Closed	99.5%	259	100.0%	259

Section 3: Music & Art Equipment

Location	Program Year	Status	Orders Processed	Quantity Ordered	Orders Delivered	Quantity Delivered
West Broward High School	Year 5*	Closed	100.0%	238	100.0%	238
West Hollywood Elementary School	Year 2	Closed	100.0%	173	100.0%	173
Westchester Elementary School	Year 5*	Closed	99.9%	105	100.0%	105
Western High School	Year 3	Closed	99.6%	152	100.0%	152
Westglades Middle School	Year 2	Closed	100.0%	56	100.0%	56
Westpine Middle School	Year 2	Closed	100.0%	87	100.0%	87
Westwood Heights Elementary School	Year 1	Closed	100.0%	313	96.8%	303
Whiddon-Rogers Education Center	Year 2	Closed	100.0%	17	100.0%	17
Whispering Pines Education Center	Year 3	No Program	0.0%	-	0.0%	-
Wilton Manors Elementary School	Year 1	Closed	94.2%	432	100.0%	432
Wingate Oaks Center	Year 2	No Program	0.0%	-	0.0%	-
Winston Park Elementary School	Year 4*	Closed	99.9%	158	100.0%	158
Young, Virginia Shuman Elementary School	Year 1	Closed	100.0%	64	89.1%	57
Young, Walter C. Middle School	Year 1	Closed	100.0%	125	100.0%	125

*SBBC Board Item FF-1 on 1/18/2017 accelerated SMART music program Years 4 & 5 to Year 3

**SBBC Board Item FF-1 on 1/18/2017 allocated the \$300K SMART music reserve

LEGEND FOR STATUS REPORT	
STATUS CODES	EXPLANATION
Not Started	Project has not started
No Program	School currently does not have music program
In Process	Process of getting quotes from vendors or requisition in queue
On Hold	School is on hold due to special request or circumstance
Ordering	In process of ordering - some funds but not all have been spent
Closing Out	School has substantially completed the order phase. Delivery monitored.
Closed	Project complete. No more orders will be initiated

Section 3: Music Equipment by Category

Anderson, Boyd H. High School	Qty	Amount
Brass Instruments	94	\$138,896.39
Furniture/Equipment (Risers, Stands, etc.)	21	\$26,679.00
Music Accessories (cases, adapters, attachments, etc.)	3	\$9,231.00
Percussion Instruments	27	\$16,910.16
String Instruments	33	\$15,952.00
Woodwind Instruments	106	\$92,301.35
School Totals:	284	\$299,969.90

Apollo Middle School	Qty	Amount
Brass Instruments	28	\$28,743.90
Furniture/Equipment (Risers, Stands, etc.)	6	\$503.88
Music Accessories (cases, adapters, attachments, etc.)	3	\$179.30
Percussion Instruments	69	\$30,894.78
Piano/Keyboard Instruments	3	\$2,194.98
Sound Amplification (Microphones, Amplifiers, etc)	7	\$2,999.93
String Instruments	2	\$2,895.00
Woodwind Instruments	28	\$31,581.01
School Totals:	146	\$99,992.78

Atlantic West Elementary School	Qty	Amount
Furniture/Equipment (Risers, Stands, etc.)	26	\$6,259.37
Music Accessories (cases, adapters, attachments, etc.)	1	\$277.50
Percussion Instruments	119	\$6,244.01
Piano/Keyboard Instruments	3	\$32,216.00
Sound Amplification (Microphones, Amplifiers, etc)	1	\$212.27
String Instruments	28	\$2,214.15
Woodwind Instruments	502	\$2,561.56
School Totals:	680	\$49,984.86

Attucks Middle School	Qty	Amount
Brass Instruments	49	\$57,892.41
Furniture/Equipment (Risers, Stands, etc.)	1	\$106.40
Percussion Instruments	4	\$4,185.80
Woodwind Instruments	55	\$37,785.27
School Totals:	109	\$99,969.88

Bair Middle School	Qty	Amount
Brass Instruments	32	\$54,701.34
Furniture/Equipment (Risers, Stands, etc.)	1	\$115.50
Music Accessories (cases, adapters, attachments, etc.)	17	\$798.46
Percussion Instruments	13	\$6,617.31
Woodwind Instruments	24	\$37,764.41
School Totals:	87	\$99,997.02

Banyan Elementary School	Qty	Amount
Brass Instruments	4	\$845.25
Furniture/Equipment (Risers, Stands, etc.)	26	\$9,643.83

Banyan Elementary School	Qty	Amount
Music Accessories (cases, adapters, attachments, etc.)	30	\$721.95
Percussion Instruments	495	\$16,700.92
Piano/Keyboard Instruments	16	\$3,740.40
Sound Amplification (Microphones, Amplifiers, etc)	1	\$6,278.01
String Instruments	11	\$8,839.25
Woodwind Instruments	186	\$3,228.14
School Totals:	769	\$49,997.75

Bayview Elementary School	Qty	Amount
Furniture/Equipment (Risers, Stands, etc.)	46	\$7,152.54
Music Accessories (cases, adapters, attachments, etc.)	66	\$9,752.77
Percussion Instruments	223	\$19,077.92
Sound Amplification (Microphones, Amplifiers, etc)	5	\$2,065.99
String Instruments	4	\$5,035.53
Woodwind Instruments	461	\$5,228.92
School Totals:	805	\$48,313.67

Beachside Montessori Village	Qty	Amount
Brass Instruments	33	\$38,271.37
Furniture/Equipment (Risers, Stands, etc.)	16	\$8,088.71
Music Accessories (cases, adapters, attachments, etc.)	28	\$4,876.48
Percussion Instruments	57	\$5,727.92
Sound Amplification (Microphones, Amplifiers, etc)	34	\$13,824.87
String Instruments	1	\$123.00
Woodwind Instruments	45	\$28,769.65
School Totals:	214	\$99,682.00

Bennett Elementary School	Qty	Amount
Furniture/Equipment (Risers, Stands, etc.)	3	\$4,573.35
Music Accessories (cases, adapters, attachments, etc.)	2	\$88.18
Percussion Instruments	141	\$12,821.08
Sound Amplification (Microphones, Amplifiers, etc)	2	\$975.00
String Instruments	112	\$14,426.74
Woodwind Instruments	100	\$479.00
School Totals:	360	\$33,363.35

Bethune, Mary M. Elementary School	Qty	Amount
Brass Instruments	54	\$24,505.80
Furniture/Equipment (Risers, Stands, etc.)	1	\$106.40
Percussion Instruments	1	\$403.20
String Instruments	58	\$2,126.12
Woodwind Instruments	35	\$22,857.14
School Totals:	149	\$49,998.66

Boulevard Heights Elementary School	Qty	Amount
Brass Instruments	23	\$4,169.76
Furniture/Equipment (Risers, Stands, etc.)	31	\$2,299.33

Section 3: Music Equipment by Category

Boulevard Heights Elementary School	Qty	Amount
Music Accessories (cases, adapters, attachments, etc.)	26	\$696.91
Percussion Instruments	264	\$26,199.16
Sound Amplification (Microphones, Amplifiers, etc)	12	\$14,086.02
String Instruments	1	\$1,850.00
Woodwind Instruments	140	\$698.60
School Totals:	497	\$49,999.78

Broadview Elementary School	Qty	Amount
Brass Instruments	4	\$2,322.00
Furniture/Equipment (Risers, Stands, etc.)	57	\$18,371.50
Music Accessories (cases, adapters, attachments, etc.)	2	\$28.28
Percussion Instruments	127	\$16,547.58
Piano/Keyboard Instruments	1	\$599.99
Sound Amplification (Microphones, Amplifiers, etc)	2	\$975.00
String Instruments	4	\$3,925.81
Woodwind Instruments	137	\$905.63
School Totals:	334	\$43,675.79

Castle Hill Elementary School	Qty	Amount
Brass Instruments	16	\$3,685.48
Furniture/Equipment (Risers, Stands, etc.)	30	\$3,457.80
Music Accessories (cases, adapters, attachments, etc.)	10	\$252.76
Percussion Instruments	304	\$27,167.06
Sound Amplification (Microphones, Amplifiers, etc)	6	\$1,448.55
String Instruments	34	\$11,880.58
Woodwind Instruments	35	\$1,622.15
School Totals:	435	\$49,514.38

Central Park Elementary School	Qty	Amount
Brass Instruments	3	\$1,741.50
Furniture/Equipment (Risers, Stands, etc.)	13	\$3,682.08
Music Accessories (cases, adapters, attachments, etc.)	4	\$54.88
Percussion Instruments	84	\$9,841.12
Piano/Keyboard Instruments	2	\$25,344.45
Woodwind Instruments	218	\$3,018.43
School Totals:	324	\$43,682.46

Challenger Elementary School	Qty	Amount
Brass Instruments	11	\$3,868.08
Furniture/Equipment (Risers, Stands, etc.)	49	\$4,561.31
Percussion Instruments	253	\$11,365.47
Piano/Keyboard Instruments	1	\$599.99
Sound Amplification (Microphones, Amplifiers, etc)	2	\$12,556.02
String Instruments	71	\$13,205.72
Woodwind Instruments	504	\$3,842.96
School Totals:	891	\$49,999.55

Chapel Trail Elementary School	Qty	Amount
Brass Instruments	7	\$885.47
Furniture/Equipment (Risers, Stands, etc.)	9	\$1,074.67
Percussion Instruments	220	\$11,482.63
Piano/Keyboard Instruments	5	\$26,413.78
Sound Amplification (Microphones, Amplifiers, etc)	4	\$1,950.00
String Instruments	30	\$5,192.54
Woodwind Instruments	11	\$1,416.86
School Totals:	286	\$48,415.95

Coconut Creek Elementary School	Qty	Amount
Brass Instruments	4	\$2,691.00
Furniture/Equipment (Risers, Stands, etc.)	44	\$2,324.14
Percussion Instruments	501	\$19,474.15
Sound Amplification (Microphones, Amplifiers, etc)	22	\$8,420.49
String Instruments	48	\$15,537.61
Woodwind Instruments	44	\$1,499.59
School Totals:	663	\$49,946.98

Coconut Creek High School	Qty	Amount
Brass Instruments	59	\$134,492.90
Furniture/Equipment (Risers, Stands, etc.)	84	\$5,558.30
Music Accessories (cases, adapters, attachments, etc.)	49	\$2,591.78
Percussion Instruments	48	\$35,022.50
Sound Amplification (Microphones, Amplifiers, etc)	8	\$2,099.92
String Instruments	15	\$8,904.98
Woodwind Instruments	60	\$111,324.44
School Totals:	323	\$299,994.82

Coconut Palm Elementary School	Qty	Amount
Brass Instruments	18	\$2,003.68
Furniture/Equipment (Risers, Stands, etc.)	67	\$11,456.38
Music Accessories (cases, adapters, attachments, etc.)	54	\$5,933.96
Percussion Instruments	85	\$4,693.78
Piano/Keyboard Instruments	2	\$809.39
Sound Amplification (Microphones, Amplifiers, etc)	34	\$14,580.84
String Instruments	56	\$9,853.76
Woodwind Instruments	56	\$583.44
School Totals:	372	\$49,915.23

Colbert Elementary School	Qty	Amount
Brass Instruments	4	\$2,691.00
Furniture/Equipment (Risers, Stands, etc.)	51	\$9,654.54
Music Accessories (cases, adapters, attachments, etc.)	2	\$28.28
Percussion Instruments	109	\$10,763.94
Sound Amplification (Microphones, Amplifiers, etc)	2	\$699.98
String Instruments	69	\$25,042.64
Woodwind Instruments	12	\$1,118.92

Section 3: Music Equipment by Category

Colbert Elementary School	Qty	Amount
School Totals:	249	\$49,999.30

Cooper City Elementary School	Qty	Amount
Brass Instruments	4	\$2,691.00
Furniture/Equipment (Risers, Stands, etc.)	73	\$8,004.59
Music Accessories (cases, adapters, attachments, etc.)	1	\$28.50
Percussion Instruments	160	\$11,352.50
Piano/Keyboard Instruments	1	\$599.99
Sound Amplification (Microphones, Amplifiers, etc)	3	\$13,056.01
String Instruments	43	\$8,009.60
Woodwind Instruments	34	\$1,952.70
School Totals:	319	\$45,694.89

Cooper City High School	Qty	Amount
Brass Instruments	58	\$155,932.22
Music Accessories (cases, adapters, attachments, etc.)	3	\$215.95
Percussion Instruments	49	\$34,415.69
Woodwind Instruments	56	\$109,431.69
School Totals:	166	\$299,995.55

Coral Cove Elementary School	Qty	Amount
Brass Instruments	14	\$3,111.50
Furniture/Equipment (Risers, Stands, etc.)	26	\$4,917.00
Percussion Instruments	201	\$6,127.95
Piano/Keyboard Instruments	10	\$5,999.90
Sound Amplification (Microphones, Amplifiers, etc)	3	\$7,277.99
String Instruments	89	\$18,539.99
Woodwind Instruments	8	\$327.92
School Totals:	351	\$46,302.25

Coral Glades High School	Qty	Amount
Brass Instruments	17	\$63,563.57
Furniture/Equipment (Risers, Stands, etc.)	276	\$67,729.92
Music Accessories (cases, adapters, attachments, etc.)	25	\$6,564.60
Percussion Instruments	10	\$7,858.24
Piano/Keyboard Instruments	2	\$81,583.06
Sound Amplification (Microphones, Amplifiers, etc)	1	\$899.99
String Instruments	4	\$11,440.80
Woodwind Instruments	25	\$60,359.07
School Totals:	360	\$299,999.25

Coral Park Elementary School	Qty	Amount
Brass Instruments	30	\$7,332.00
Furniture/Equipment (Risers, Stands, etc.)	60	\$12,861.45
Music Accessories (cases, adapters, attachments, etc.)	1	\$28.50
Percussion Instruments	160	\$16,521.87
Piano/Keyboard Instruments	1	\$549.45
Sound Amplification (Microphones, Amplifiers, etc)	2	\$6,778.00

Coral Park Elementary School	Qty	Amount
String Instruments	6	\$5,392.99
Woodwind Instruments	1	\$535.50
School Totals:	261	\$49,999.76

Coral Springs Pre-K - 8	Qty	Amount
Brass Instruments	35	\$6,247.50
Furniture/Equipment (Risers, Stands, etc.)	79	\$6,200.54
Music Accessories (cases, adapters, attachments, etc.)	35	\$1,543.15
Percussion Instruments	357	\$11,257.03
Piano/Keyboard Instruments	35	\$7,329.00
String Instruments	53	\$14,817.44
Woodwind Instruments	105	\$2,592.45
School Totals:	699	\$49,987.11

Coral Springs High School	Qty	Amount
Brass Instruments	22	\$52,499.50
Furniture/Equipment (Risers, Stands, etc.)	15	\$12,339.06
Percussion Instruments	5	\$2,513.10
Piano/Keyboard Instruments	11	\$8,009.89
Woodwind Instruments	35	\$89,531.85
School Totals:	88	\$164,893.40

Coral Springs Middle School	Qty	Amount
Brass Instruments	13	\$50,864.40
Music Accessories (cases, adapters, attachments, etc.)	1	\$858.85
Percussion Instruments	7	\$7,559.55
Woodwind Instruments	12	\$40,716.73
School Totals:	33	\$99,999.53

Country Hills Elementary School	Qty	Amount
Brass Instruments	2	\$1,161.00
Furniture/Equipment (Risers, Stands, etc.)	152	\$27,796.00
Percussion Instruments	13	\$4,025.22
String Instruments	36	\$12,040.80
Woodwind Instruments	5	\$386.45
School Totals:	208	\$45,409.47

Country Isles Elementary School	Qty	Amount
Brass Instruments	5	\$2,227.02
Furniture/Equipment (Risers, Stands, etc.)	33	\$7,841.62
Music Accessories (cases, adapters, attachments, etc.)	3	\$101.48
Percussion Instruments	178	\$12,093.81
Piano/Keyboard Instruments	19	\$4,368.60
Sound Amplification (Microphones, Amplifiers, etc)	3	\$7,127.99
String Instruments	48	\$13,720.03
Woodwind Instruments	97	\$2,518.57
School Totals:	386	\$49,999.12

Cresthaven Elementary School	Qty	Amount
Brass Instruments	4	\$2,691.00
Furniture/Equipment (Risers, Stands, etc.)	31	\$6,546.39

Section 3: Music Equipment by Category

Cresthaven Elementary School	Qty	Amount
Percussion Instruments	313	\$16,327.22
Piano/Keyboard Instruments	1	\$599.99
Sound Amplification (Microphones, Amplifiers, etc)	1	\$6,278.01
String Instruments	19	\$11,013.60
Woodwind Instruments	167	\$6,542.03
School Totals:	536	\$49,998.24

Croissant Park Elementary School	Qty	Amount
Furniture/Equipment (Risers, Stands, etc.)	42	\$10,291.67
Music Accessories (cases, adapters, attachments, etc.)	41	\$1,592.44
Percussion Instruments	58	\$11,316.41
Piano/Keyboard Instruments	2	\$7,421.00
Sound Amplification (Microphones, Amplifiers, etc)	12	\$7,790.79
String Instruments	46	\$9,721.25
Woodwind Instruments	129	\$1,863.23
School Totals:	330	\$49,996.79

Cross Creek School	Qty	Amount
Music Accessories (cases, adapters, attachments, etc.)	25	\$546.53
Percussion Instruments	96	\$9,802.02
Piano/Keyboard Instruments	52	\$19,623.00
Sound Amplification (Microphones, Amplifiers, etc)	11	\$9,237.01
String Instruments	33	\$9,264.80
Woodwind Instruments	111	\$1,526.36
School Totals:	328	\$49,999.72

Cypress Bay High School	Qty	Amount
Brass Instruments	16	\$66,921.64
Furniture/Equipment (Risers, Stands, etc.)	217	\$32,311.85
Music Accessories (cases, adapters, attachments, etc.)	106	\$9,416.58
Percussion Instruments	16	\$26,835.36
Piano/Keyboard Instruments	38	\$117,865.00
String Instruments	106	\$9,880.80
Woodwind Instruments	11	\$36,758.84
School Totals:	510	\$299,990.07

Cypress Elementary School	Qty	Amount
Brass Instruments	4	\$1,831.02
Furniture/Equipment (Risers, Stands, etc.)	12	\$2,676.10
Music Accessories (cases, adapters, attachments, etc.)	3	\$116.62
Percussion Instruments	200	\$15,578.06
Piano/Keyboard Instruments	4	\$14,742.10
Sound Amplification (Microphones, Amplifiers, etc)	1	\$375.00
String Instruments	28	\$11,664.69
Woodwind Instruments	138	\$2,723.01
School Totals:	390	\$49,706.60

Dandy, William Middle School	Qty	Amount
Brass Instruments	25	\$41,010.28

Dandy, William Middle School	Qty	Amount
Furniture/Equipment (Risers, Stands, etc.)	11	\$1,273.15
Music Accessories (cases, adapters, attachments, etc.)	12	\$494.84
Percussion Instruments	26	\$16,107.23
Piano/Keyboard Instruments	2	\$1,199.98
Sound Amplification (Microphones, Amplifiers, etc)	6	\$2,359.94
String Instruments	1	\$349.99
Woodwind Instruments	47	\$37,200.93
School Totals:	130	\$99,996.34

Dania Elementary School	Qty	Amount
Brass Instruments	2	\$258.49
Furniture/Equipment (Risers, Stands, etc.)	56	\$12,030.26
Music Accessories (cases, adapters, attachments, etc.)	3	\$238.65
Percussion Instruments	250	\$15,475.12
Piano/Keyboard Instruments	8	\$1,675.20
Sound Amplification (Microphones, Amplifiers, etc)	1	\$375.00
String Instruments	108	\$19,620.53
Woodwind Instruments	3	\$326.72
School Totals:	431	\$49,999.97

Dave Thomas Education Center-West	Qty	Amount
Sound Amplification (Microphones, Amplifiers, etc)	26	\$50,000.00
School Totals:	26	\$50,000.00

Davie Elementary School	Qty	Amount
Furniture/Equipment (Risers, Stands, etc.)	77	\$4,697.31
Music Accessories (cases, adapters, attachments, etc.)	5	\$70.70
Percussion Instruments	306	\$19,231.10
Piano/Keyboard Instruments	1	\$24,795.00
Woodwind Instruments	249	\$1,192.71
School Totals:	638	\$49,986.82

Deerfield Beach Elementary School	Qty	Amount
Furniture/Equipment (Risers, Stands, etc.)	61	\$3,253.29
Percussion Instruments	101	\$14,459.51
Piano/Keyboard Instruments	1	\$24,795.00
Sound Amplification (Microphones, Amplifiers, etc)	7	\$6,325.11
Woodwind Instruments	68	\$1,167.08
School Totals:	238	\$49,999.99

Deerfield Beach Middle School	Qty	Amount
Brass Instruments	8	\$2,984.00
Music Accessories (cases, adapters, attachments, etc.)	7	\$306.50
Percussion Instruments	12	\$2,335.00
Piano/Keyboard Instruments	1	\$1,440.00
Woodwind Instruments	25	\$5,404.50
School Totals:	53	\$12,470.00

Section 3: Music Equipment by Category

Deerfield Park Elementary School	Qty	Amount
Brass Instruments	12	\$3,568.00
Furniture/Equipment (Risers, Stands, etc.)	29	\$9,426.10
Music Accessories (cases, adapters, attachments, etc.)	17	\$1,164.03
Percussion Instruments	120	\$14,962.33
Piano/Keyboard Instruments	8	\$4,395.60
Sound Amplification (Microphones, Amplifiers, etc)	2	\$949.99
String Instruments	35	\$10,496.20
Woodwind Instruments	103	\$1,671.50
School Totals:	326	\$46,633.75

Dillard 6-12 School	Qty	Amount
Brass Instruments	59	\$159,890.66
Music Accessories (cases, adapters, attachments, etc.)	53	\$4,539.06
Percussion Instruments	24	\$15,678.40
Piano/Keyboard Instruments	2	\$3,731.19
Sound Amplification (Microphones, Amplifiers, etc)	5	\$5,167.97
Woodwind Instruments	42	\$110,992.03
School Totals:	185	\$299,999.31

Dillard Elementary School	Qty	Amount
Furniture/Equipment (Risers, Stands, etc.)	76	\$6,709.12
Music Accessories (cases, adapters, attachments, etc.)	1	\$79.55
Percussion Instruments	90	\$16,029.97
Piano/Keyboard Instruments	1	\$6,821.60
Sound Amplification (Microphones, Amplifiers, etc)	4	\$7,703.01
String Instruments	4	\$1,115.66
School Totals:	176	\$38,458.91

Discovery Elementary School	Qty	Amount
Brass Instruments	4	\$842.52
Furniture/Equipment (Risers, Stands, etc.)	77	\$10,830.28
Music Accessories (cases, adapters, attachments, etc.)	15	\$3,732.00
Percussion Instruments	36	\$2,348.38
Sound Amplification (Microphones, Amplifiers, etc)	23	\$11,421.00
String Instruments	60	\$10,828.72
School Totals:	215	\$40,002.90

Dolphin Bay Elementary School	Qty	Amount
Brass Instruments	28	\$4,998.00
Furniture/Equipment (Risers, Stands, etc.)	16	\$3,334.30
Music Accessories (cases, adapters, attachments, etc.)	20	\$782.00
Percussion Instruments	180	\$6,341.30
Piano/Keyboard Instruments	4	\$837.60
Sound Amplification (Microphones, Amplifiers, etc)	7	\$8,727.99
String Instruments	95	\$16,327.53
Woodwind Instruments	305	\$2,369.45

Dolphin Bay Elementary School	Qty	Amount
School Totals:	655	\$43,718.17

Drew, Charles Elementary School	Qty	Amount
Furniture/Equipment (Risers, Stands, etc.)	92	\$5,872.59
Percussion Instruments	17	\$1,648.78
Piano/Keyboard Instruments	3	\$25,994.98
Sound Amplification (Microphones, Amplifiers, etc)	6	\$14,286.00
String Instruments	6	\$1,775.82
Woodwind Instruments	4	\$401.21
School Totals:	128	\$49,979.38

Driftwood Elementary School	Qty	Amount
Brass Instruments	11	\$4,929.00
Furniture/Equipment (Risers, Stands, etc.)	53	\$5,999.97
Percussion Instruments	146	\$17,089.05
Sound Amplification (Microphones, Amplifiers, etc)	3	\$7,127.99
String Instruments	42	\$12,781.72
Woodwind Instruments	35	\$1,757.68
School Totals:	290	\$49,685.41

Driftwood Middle School	Qty	Amount
Brass Instruments	35	\$52,127.27
Music Accessories (cases, adapters, attachments, etc.)	1	\$373.30
Percussion Instruments	3	\$6,156.20
Woodwind Instruments	36	\$41,343.09
School Totals:	75	\$99,999.86

Eagle Point Elementary School	Qty	Amount
Brass Instruments	4	\$1,831.02
Furniture/Equipment (Risers, Stands, etc.)	123	\$13,462.67
Music Accessories (cases, adapters, attachments, etc.)	3	\$116.68
Percussion Instruments	46	\$3,593.30
Piano/Keyboard Instruments	25	\$5,235.00
Sound Amplification (Microphones, Amplifiers, etc)	4	\$7,727.99
String Instruments	65	\$17,984.94
School Totals:	270	\$49,951.60

Eagle Ridge Elementary School	Qty	Amount
Brass Instruments	32	\$3,560.70
Furniture/Equipment (Risers, Stands, etc.)	5	\$3,184.40
Music Accessories (cases, adapters, attachments, etc.)	1	\$28.50
Percussion Instruments	229	\$14,651.62
Piano/Keyboard Instruments	1	\$6,821.60
Sound Amplification (Microphones, Amplifiers, etc)	1	\$6,278.01
String Instruments	65	\$9,911.88
Woodwind Instruments	279	\$5,561.49
School Totals:	613	\$49,998.20

Section 3: Music Equipment by Category

Ely, Blanche High School	Qty	Amount
Brass Instruments	57	\$137,508.98
Furniture/Equipment (Risers, Stands, etc.)	29	\$22,947.01
Music Accessories (cases, adapters, attachments, etc.)	1	\$5,302.85
Percussion Instruments	9	\$9,286.83
Sound Amplification (Microphones, Amplifiers, etc)	4	\$2,450.00
String Instruments	3	\$4,350.00
Woodwind Instruments	61	\$118,124.11
School Totals:	164	\$299,969.78

Embassy Creek Elementary School	Qty	Amount
Brass Instruments	7	\$4,617.00
Furniture/Equipment (Risers, Stands, etc.)	19	\$2,774.33
Percussion Instruments	216	\$26,274.22
Piano/Keyboard Instruments	2	\$758.85
Sound Amplification (Microphones, Amplifiers, etc)	2	\$750.00
String Instruments	8	\$12,675.00
School Totals:	254	\$47,849.40

Endeavour Primary Learning Center	Qty	Amount
Furniture/Equipment (Risers, Stands, etc.)	49	\$10,161.36
Music Accessories (cases, adapters, attachments, etc.)	7	\$301.30
Percussion Instruments	315	\$13,605.95
Sound Amplification (Microphones, Amplifiers, etc)	17	\$15,434.50
String Instruments	37	\$8,979.14
Woodwind Instruments	304	\$1,516.96
School Totals:	729	\$49,999.21

Everglades Elementary School	Qty	Amount
Brass Instruments	47	\$10,034.25
Furniture/Equipment (Risers, Stands, etc.)	44	\$11,442.25
Music Accessories (cases, adapters, attachments, etc.)	4	\$160.77
Percussion Instruments	181	\$11,192.61
Sound Amplification (Microphones, Amplifiers, etc)	1	\$6,278.01
String Instruments	27	\$10,395.00
Woodwind Instruments	35	\$454.81
School Totals:	339	\$49,957.70

Everglades High School	Qty	Amount
Brass Instruments	38	\$102,974.23
Furniture/Equipment (Risers, Stands, etc.)	95	\$48,858.07
Music Accessories (cases, adapters, attachments, etc.)	66	\$32,527.58
Percussion Instruments	42	\$32,857.05
Piano/Keyboard Instruments	8	\$6,296.04
Sound Amplification (Microphones, Amplifiers, etc)	43	\$26,258.99
String Instruments	6	\$7,264.18
Woodwind Instruments	30	\$42,963.66

Everglades High School	Qty	Amount
School Totals:	328	\$299,999.80

Fairway Elementary School	Qty	Amount
Brass Instruments	11	\$2,606.10
Furniture/Equipment (Risers, Stands, etc.)	75	\$5,838.54
Music Accessories (cases, adapters, attachments, etc.)	8	\$119.06
Percussion Instruments	230	\$14,249.75
Piano/Keyboard Instruments	16	\$3,690.45
Sound Amplification (Microphones, Amplifiers, etc)	4	\$1,449.98
String Instruments	100	\$20,818.73
Woodwind Instruments	6	\$796.08
School Totals:	450	\$49,568.69

Falcon Cove Middle School	Qty	Amount
Brass Instruments	17	\$52,624.28
Furniture/Equipment (Risers, Stands, etc.)	2	\$212.40
Music Accessories (cases, adapters, attachments, etc.)	1	\$44.85
Percussion Instruments	10	\$10,139.20
Woodwind Instruments	8	\$36,977.52
School Totals:	38	\$99,998.25

Flamingo Elementary School	Qty	Amount
Brass Instruments	30	\$2,300.70
Furniture/Equipment (Risers, Stands, etc.)	15	\$1,126.44
Music Accessories (cases, adapters, attachments, etc.)	3	\$106.13
Percussion Instruments	96	\$11,836.40
Piano/Keyboard Instruments	2	\$1,098.90
Sound Amplification (Microphones, Amplifiers, etc)	4	\$7,703.01
String Instruments	108	\$24,375.49
Woodwind Instruments	125	\$1,452.25
School Totals:	383	\$49,999.32

Flanagan, Charles W. High School	Qty	Amount
Brass Instruments	57	\$164,181.58
Furniture/Equipment (Risers, Stands, etc.)	6	\$749.90
Music Accessories (cases, adapters, attachments, etc.)	52	\$5,281.00
Percussion Instruments	23	\$30,655.49
Piano/Keyboard Instruments	4	\$5,546.73
Sound Amplification (Microphones, Amplifiers, etc)	3	\$1,587.75
String Instruments	30	\$4,899.00
Woodwind Instruments	35	\$86,432.40
School Totals:	210	\$299,333.85

Floranada Elementary School	Qty	Amount
Furniture/Equipment (Risers, Stands, etc.)	111	\$11,647.27
Music Accessories (cases, adapters, attachments, etc.)	1	\$79.55
Percussion Instruments	80	\$11,832.38

Section 3: Music Equipment by Category

Floranada Elementary School	Qty	Amount
Sound Amplification (Microphones, Amplifiers, etc.)	3	\$1,224.98
String Instruments	63	\$19,529.83
Woodwind Instruments	4	\$1,274.24
School Totals:	262	\$45,588.25

Forest Hills Elementary School	Qty	Amount
Furniture/Equipment (Risers, Stands, etc.)	17	\$1,999.85
Music Accessories (cases, adapters, attachments, etc.)	1	\$14.14
Percussion Instruments	172	\$9,567.30
Piano/Keyboard Instruments	2	\$25,344.45
Sound Amplification (Microphones, Amplifiers, etc.)	4	\$7,603.00
String Instruments	36	\$4,507.79
Woodwind Instruments	139	\$959.91
School Totals:	371	\$49,996.44

Fort Lauderdale High School	Qty	Amount
Brass Instruments	61	\$129,545.14
Furniture/Equipment (Risers, Stands, etc.)	6	\$3,504.57
Music Accessories (cases, adapters, attachments, etc.)	12	\$3,348.92
Percussion Instruments	40	\$36,502.93
Piano/Keyboard Instruments	1	\$3,231.20
Sound Amplification (Microphones, Amplifiers, etc.)	8	\$3,152.94
String Instruments	1	\$1,405.50
Woodwind Instruments	64	\$119,302.52
School Totals:	193	\$299,993.72

Fox Trail Elementary School	Qty	Amount
Brass Instruments	9	\$6,147.00
Furniture/Equipment (Risers, Stands, etc.)	31	\$3,517.00
Percussion Instruments	42	\$11,301.25
Piano/Keyboard Instruments	2	\$25,394.40
String Instruments	30	\$3,634.80
School Totals:	114	\$49,994.45

Gator Run Elementary School	Qty	Amount
Brass Instruments	2	\$825.79
Furniture/Equipment (Risers, Stands, etc.)	12	\$4,560.49
Music Accessories (cases, adapters, attachments, etc.)	2	\$88.18
Percussion Instruments	83	\$9,315.03
Piano/Keyboard Instruments	2	\$25,394.40
Sound Amplification (Microphones, Amplifiers, etc.)	3	\$1,425.00
String Instruments	30	\$4,053.62
Woodwind Instruments	2	\$867.77
School Totals:	136	\$46,530.28

Glades Middle School	Qty	Amount
Brass Instruments	22	\$38,287.90
Furniture/Equipment (Risers, Stands, etc.)	6	\$735.60

Glades Middle School	Qty	Amount
Music Accessories (cases, adapters, attachments, etc.)	4	\$124.38
Percussion Instruments	15	\$21,727.99
Piano/Keyboard Instruments	1	\$599.99
Sound Amplification (Microphones, Amplifiers, etc.)	2	\$749.98
Woodwind Instruments	29	\$37,768.99
School Totals:	79	\$99,994.83

Griffin Elementary School	Qty	Amount
Brass Instruments	8	\$5,382.00
Furniture/Equipment (Risers, Stands, etc.)	70	\$10,032.41
Music Accessories (cases, adapters, attachments, etc.)	3	\$85.32
Percussion Instruments	329	\$23,866.26
Sound Amplification (Microphones, Amplifiers, etc.)	2	\$999.98
String Instruments	37	\$5,082.42
Woodwind Instruments	139	\$4,551.20
School Totals:	588	\$49,999.59

Gulfstream Academy of Hallandale Beach	Qty	Amount
Brass Instruments	30	\$41,615.45
Furniture/Equipment (Risers, Stands, etc.)	2	\$212.80
Music Accessories (cases, adapters, attachments, etc.)	2	\$1,144.32
Percussion Instruments	16	\$18,938.20
Sound Amplification (Microphones, Amplifiers, etc.)	9	\$3,081.19
Woodwind Instruments	40	\$34,919.53
School Totals:	99	\$99,911.49

Hallandale High School	Qty	Amount
Brass Instruments	99	\$169,680.84
Furniture/Equipment (Risers, Stands, etc.)	34	\$1,664.64
Percussion Instruments	29	\$27,327.16
Woodwind Instruments	110	\$101,290.44
School Totals:	272	\$299,963.08

Harbordale Elementary School	Qty	Amount
Furniture/Equipment (Risers, Stands, etc.)	20	\$9,447.96
Music Accessories (cases, adapters, attachments, etc.)	19	\$1,349.85
Percussion Instruments	43	\$11,715.87
Piano/Keyboard Instruments	1	\$6,821.60
Sound Amplification (Microphones, Amplifiers, etc.)	1	\$6,278.01
String Instruments	21	\$10,665.00
School Totals:	105	\$46,278.29

Hawkes Bluff Elementary School	Qty	Amount
Brass Instruments	6	\$2,818.27
Furniture/Equipment (Risers, Stands, etc.)	16	\$2,117.38
Music Accessories (cases, adapters, attachments, etc.)	3	\$70.69
Percussion Instruments	201	\$8,204.66

Section 3: Music Equipment by Category

Hawkes Bluff Elementary School	Qty	Amount
Piano/Keyboard Instruments	2	\$25,394.40
Sound Amplification (Microphones, Amplifiers, etc.)	6	\$6,809.40
String Instruments	2	\$3,352.50
Woodwind Instruments	3	\$1,192.50
School Totals:	239	\$49,959.80

Henry D. Perry Education Center	Qty	Amount
Piano/Keyboard Instruments	25	\$40,145.50
Sound Amplification (Microphones, Amplifiers, etc.)	1	\$9,854.50
School Totals:	26	\$50,000.00

Heron Heights Elementary School	Qty	Amount
Furniture/Equipment (Risers, Stands, etc.)	8	\$2,279.60
Music Accessories (cases, adapters, attachments, etc.)	33	\$4,524.00
Percussion Instruments	21	\$1,797.00
Sound Amplification (Microphones, Amplifiers, etc.)	32	\$25,061.00
String Instruments	2	\$2,589.99
Woodwind Instruments	8	\$729.98
School Totals:	104	\$36,981.57

Hollywood Central Elementary School	Qty	Amount
Brass Instruments	2	\$465.01
Furniture/Equipment (Risers, Stands, etc.)	17	\$3,114.32
Percussion Instruments	88	\$12,508.50
Piano/Keyboard Instruments	3	\$8,021.58
Sound Amplification (Microphones, Amplifiers, etc.)	2	\$6,778.00
String Instruments	57	\$17,907.90
Woodwind Instruments	6	\$1,204.16
School Totals:	175	\$49,999.47

Hollywood Hills Elementary School	Qty	Amount
Brass Instruments	1	\$222.25
Furniture/Equipment (Risers, Stands, etc.)	23	\$11,801.02
Music Accessories (cases, adapters, attachments, etc.)	2	\$57.39
Percussion Instruments	199	\$9,158.46
Piano/Keyboard Instruments	1	\$24,795.00
Sound Amplification (Microphones, Amplifiers, etc.)	1	\$375.00
String Instruments	2	\$3,555.00
School Totals:	229	\$49,964.12

Hollywood Hills High School	Qty	Amount
Brass Instruments	67	\$171,976.83
Furniture/Equipment (Risers, Stands, etc.)	7	\$7,960.36
Music Accessories (cases, adapters, attachments, etc.)	9	\$1,988.50
Percussion Instruments	25	\$62,354.41
Sound Amplification (Microphones, Amplifiers, etc.)	29	\$11,332.00
Woodwind Instruments	26	\$40,688.55

Hollywood Hills High School	Qty	Amount
School Totals:	163	\$296,300.65

Hollywood Park Elementary School	Qty	Amount
Brass Instruments	7	\$3,572.52
Furniture/Equipment (Risers, Stands, etc.)	13	\$2,751.26
Music Accessories (cases, adapters, attachments, etc.)	3	\$41.58
Percussion Instruments	156	\$16,923.56
Piano/Keyboard Instruments	2	\$7,371.05
Sound Amplification (Microphones, Amplifiers, etc.)	4	\$7,378.00
String Instruments	28	\$10,204.35
Woodwind Instruments	6	\$1,756.74
School Totals:	219	\$49,999.06

Horizon Elementary School	Qty	Amount
Brass Instruments	2	\$485.52
Furniture/Equipment (Risers, Stands, etc.)	105	\$13,181.37
Percussion Instruments	195	\$12,080.93
Piano/Keyboard Instruments	3	\$7,920.50
Sound Amplification (Microphones, Amplifiers, etc.)	3	\$1,200.00
String Instruments	53	\$13,085.18
Woodwind Instruments	7	\$1,995.47
School Totals:	368	\$49,948.97

Hunt, James S. Elementary School	Qty	Amount
Brass Instruments	1	\$580.50
Furniture/Equipment (Risers, Stands, etc.)	27	\$2,123.06
Music Accessories (cases, adapters, attachments, etc.)	1	\$44.09
Percussion Instruments	97	\$6,714.15
Piano/Keyboard Instruments	3	\$32,216.00
Sound Amplification (Microphones, Amplifiers, etc.)	1	\$6,278.01
Woodwind Instruments	305	\$1,682.37
School Totals:	435	\$49,638.18

Indian Ridge Middle School	Qty	Amount
Brass Instruments	28	\$33,054.95
Furniture/Equipment (Risers, Stands, etc.)	3	\$336.30
Percussion Instruments	7	\$23,686.90
Woodwind Instruments	29	\$42,918.68
School Totals:	67	\$99,996.83

Indian Trace Elementary School	Qty	Amount
Brass Instruments	12	\$2,112.40
Furniture/Equipment (Risers, Stands, etc.)	29	\$10,208.20
Music Accessories (cases, adapters, attachments, etc.)	40	\$2,433.40
Percussion Instruments	50	\$14,730.66
Piano/Keyboard Instruments	1	\$599.40
Sound Amplification (Microphones, Amplifiers, etc.)	2	\$6,778.00
String Instruments	62	\$11,942.10

Section 3: Music Equipment by Category

Indian Trace Elementary School	Qty	Amount
Woodwind Instruments	3	\$1,192.50
School Totals:	199	\$49,996.66

King, Martin Luther (Dr. Martin Luther King, Jr.)	Qty	Amount
Brass Instruments	2	\$485.52
Furniture/Equipment (Risers, Stands, etc.)	22	\$4,436.47
Music Accessories (cases, adapters, attachments, etc.)	12	\$608.72
Percussion Instruments	306	\$27,591.42
Sound Amplification (Microphones, Amplifiers, etc.)	4	\$155.44
String Instruments	57	\$16,002.30
School Totals:	403	\$49,279.87

Lake Forest Elementary School	Qty	Amount
Brass Instruments	2	\$1,345.50
Furniture/Equipment (Risers, Stands, etc.)	61	\$4,867.85
Music Accessories (cases, adapters, attachments, etc.)	4	\$185.70
Percussion Instruments	65	\$15,217.41
Sound Amplification (Microphones, Amplifiers, etc.)	2	\$12,556.02
String Instruments	19	\$7,987.35
Woodwind Instruments	457	\$7,837.51
School Totals:	610	\$49,997.34

Lakeside Elementary School	Qty	Amount
Brass Instruments	1	\$178.50
Furniture/Equipment (Risers, Stands, etc.)	54	\$15,987.69
Music Accessories (cases, adapters, attachments, etc.)	3	\$141.59
Percussion Instruments	114	\$12,619.27
Piano/Keyboard Instruments	11	\$2,693.40
Sound Amplification (Microphones, Amplifiers, etc.)	7	\$8,343.69
String Instruments	35	\$7,972.86
Woodwind Instruments	136	\$2,055.40
School Totals:	361	\$49,992.40

Lauderdale Lakes Middle School	Qty	Amount
Brass Instruments	48	\$42,443.92
Furniture/Equipment (Risers, Stands, etc.)	12	\$892.00
Music Accessories (cases, adapters, attachments, etc.)	496	\$10,427.80
Percussion Instruments	13	\$4,001.68
Sound Amplification (Microphones, Amplifiers, etc.)	8	\$1,180.00
String Instruments	14	\$9,928.50
Woodwind Instruments	42	\$31,102.49
School Totals:	633	\$99,976.39

Lauderhill 6-12 School	Qty	Amount
Brass Instruments	62	\$89,176.04
Furniture/Equipment (Risers, Stands, etc.)	27	\$30,868.75
Music Accessories (cases, adapters, attachments, etc.)	15	\$5,805.44

Lauderhill 6-12 School	Qty	Amount
Percussion Instruments	85	\$38,060.99
Piano/Keyboard Instruments	1	\$599.99
Sound Amplification (Microphones, Amplifiers, etc.)	4	\$1,969.96
String Instruments	2	\$749.98
Woodwind Instruments	267	\$81,732.49
School Totals:	463	\$248,963.64

Lauderhill-Paul Turner Elementary School	Qty	Amount
Furniture/Equipment (Risers, Stands, etc.)	39	\$9,969.75
Percussion Instruments	147	\$8,484.65
Piano/Keyboard Instruments	1	\$24,795.00
Sound Amplification (Microphones, Amplifiers, etc.)	1	\$6,278.01
String Instruments	1	\$113.99
Woodwind Instruments	13	\$357.25
School Totals:	202	\$49,998.65

Liberty Elementary School	Qty	Amount
Brass Instruments	8	\$5,382.00
Furniture/Equipment (Risers, Stands, etc.)	84	\$10,745.76
Music Accessories (cases, adapters, attachments, etc.)	2	\$28.28
Percussion Instruments	178	\$17,036.85
Piano/Keyboard Instruments	19	\$4,758.60
Sound Amplification (Microphones, Amplifiers, etc.)	2	\$6,653.01
String Instruments	5	\$3,701.35
Woodwind Instruments	85	\$1,692.67
School Totals:	383	\$49,998.52

Lloyd Estates Elementary School	Qty	Amount
Furniture/Equipment (Risers, Stands, etc.)	152	\$22,068.60
Music Accessories (cases, adapters, attachments, etc.)	16	\$728.00
Percussion Instruments	180	\$10,493.46
Piano/Keyboard Instruments	3	\$1,798.20
Sound Amplification (Microphones, Amplifiers, etc.)	2	\$6,778.00
String Instruments	31	\$7,467.43
Woodwind Instruments	6	\$653.44
School Totals:	390	\$49,987.13

Lyons Creek Middle School	Qty	Amount
Brass Instruments	39	\$51,042.03
Furniture/Equipment (Risers, Stands, etc.)	6	\$379.78
Music Accessories (cases, adapters, attachments, etc.)	2	\$42.69
Percussion Instruments	8	\$202.27
Piano/Keyboard Instruments	4	\$2,354.96
Sound Amplification (Microphones, Amplifiers, etc.)	3	\$1,499.97
Woodwind Instruments	73	\$44,408.63
School Totals:	135	\$99,930.33

Section 3: Music Equipment by Category

Manatee Bay Elementary School	Qty	Amount
Brass Instruments	28	\$7,191.02
Furniture/Equipment (Risers, Stands, etc.)	49	\$7,105.48
Percussion Instruments	98	\$10,367.33
Piano/Keyboard Instruments	1	\$209.40
Sound Amplification (Microphones, Amplifiers, etc)	11	\$1,612.79
String Instruments	67	\$23,193.47
Woodwind Instruments	6	\$318.69
School Totals:	260	\$49,998.18

Maplewood Elementary School	Qty	Amount
Brass Instruments	7	\$3,531.50
Furniture/Equipment (Risers, Stands, etc.)	20	\$13,608.55
Music Accessories (cases, adapters, attachments, etc.)	3	\$41.58
Percussion Instruments	175	\$17,680.88
Sound Amplification (Microphones, Amplifiers, etc)	1	\$6,278.01
String Instruments	4	\$6,705.00
Woodwind Instruments	27	\$2,046.53
School Totals:	237	\$49,892.05

Margate Elementary School	Qty	Amount
Brass Instruments	19	\$9,669.77
Furniture/Equipment (Risers, Stands, etc.)	9	\$4,259.41
Music Accessories (cases, adapters, attachments, etc.)	4	\$185.70
Percussion Instruments	305	\$20,850.31
String Instruments	29	\$13,156.29
Woodwind Instruments	119	\$1,805.24
School Totals:	485	\$49,926.72

Margate Middle School	Qty	Amount
Brass Instruments	41	\$31,035.50
Furniture/Equipment (Risers, Stands, etc.)	188	\$12,138.84
Music Accessories (cases, adapters, attachments, etc.)	10	\$3,907.02
Percussion Instruments	19	\$17,199.09
Piano/Keyboard Instruments	1	\$599.99
Sound Amplification (Microphones, Amplifiers, etc)	5	\$5,845.46
String Instruments	2	\$799.98
Woodwind Instruments	62	\$28,338.60
School Totals:	328	\$99,864.48

Markham, C. Robert Elementary School	Qty	Amount
Brass Instruments	15	\$1,499.85
Furniture/Equipment (Risers, Stands, etc.)	9	\$677.43
Music Accessories (cases, adapters, attachments, etc.)	16	\$765.60
Percussion Instruments	177	\$13,810.38
Piano/Keyboard Instruments	1	\$24,795.00
Sound Amplification (Microphones, Amplifiers, etc)	1	\$6,278.00
String Instruments	19	\$2,107.00

Markham, C. Robert Elementary School	Qty	Amount
School Totals:	238	\$49,933.26

McArthur High School	Qty	Amount
Brass Instruments	52	\$139,631.94
Furniture/Equipment (Risers, Stands, etc.)	45	\$3,309.05
Music Accessories (cases, adapters, attachments, etc.)	104	\$4,247.62
Percussion Instruments	125	\$48,950.87
Piano/Keyboard Instruments	2	\$2,899.99
Sound Amplification (Microphones, Amplifiers, etc)	12	\$11,420.06
String Instruments	1	\$499.99
Woodwind Instruments	41	\$88,911.07
School Totals:	382	\$299,870.59

McNab Elementary School	Qty	Amount
Furniture/Equipment (Risers, Stands, etc.)	116	\$17,089.01
Music Accessories (cases, adapters, attachments, etc.)	31	\$3,364.36
Percussion Instruments	205	\$21,891.55
Piano/Keyboard Instruments	2	\$2,331.59
Sound Amplification (Microphones, Amplifiers, etc)	116	\$1,919.49
String Instruments	13	\$3,093.44
Woodwind Instruments	1	\$213.15
School Totals:	484	\$49,902.59

McNicol Middle School	Qty	Amount
Furniture/Equipment (Risers, Stands, etc.)	1	\$19,000.00
Sound Amplification (Microphones, Amplifiers, etc)	2	\$81,000.00
School Totals:	3	\$100,000.00

Meadowbrook Elementary School	Qty	Amount
Brass Instruments	4	\$1,702.50
Furniture/Equipment (Risers, Stands, etc.)	102	\$11,350.92
Music Accessories (cases, adapters, attachments, etc.)	16	\$2,424.76
Percussion Instruments	77	\$3,102.42
Piano/Keyboard Instruments	25	\$5,235.00
Sound Amplification (Microphones, Amplifiers, etc)	31	\$11,563.37
String Instruments	46	\$12,005.76
Woodwind Instruments	6	\$1,472.23
School Totals:	307	\$48,856.96

Millennium 6-12 Collegiate Academy	Qty	Amount
Brass Instruments	56	\$52,915.04
Furniture/Equipment (Risers, Stands, etc.)	2	\$147.90
Music Accessories (cases, adapters, attachments, etc.)	3	\$424.70
Percussion Instruments	3	\$7,399.40
Sound Amplification (Microphones, Amplifiers, etc)	1	\$899.99
Woodwind Instruments	48	\$37,981.60

Section 3: Music Equipment by Category

Millennium 6-12 Collegiate Academy	Qty	Amount
School Totals:	113	\$99,768.63

Miramar Elementary School	Qty	Amount
Brass Instruments	14	\$4,934.10
Furniture/Equipment (Risers, Stands, etc.)	32	\$12,220.06
Music Accessories (cases, adapters, attachments, etc.)	1	\$13.30
Percussion Instruments	111	\$13,792.26
Piano/Keyboard Instruments	1	\$549.45
String Instruments	60	\$16,226.50
Woodwind Instruments	5	\$2,263.50
School Totals:	224	\$49,999.17

Miramar High School	Qty	Amount
Brass Instruments	102	\$154,533.65
Furniture/Equipment (Risers, Stands, etc.)	30	\$20,342.11
Music Accessories (cases, adapters, attachments, etc.)	370	\$6,345.54
Percussion Instruments	17	\$7,489.71
Piano/Keyboard Instruments	4	\$2,354.96
Sound Amplification (Microphones, Amplifiers, etc)	4	\$2,549.96
String Instruments	2	\$799.98
Woodwind Instruments	125	\$99,959.34
School Totals:	654	\$294,375.25

Mirror Lake Elementary School	Qty	Amount
Furniture/Equipment (Risers, Stands, etc.)	63	\$9,312.03
Music Accessories (cases, adapters, attachments, etc.)	20	\$881.80
Percussion Instruments	251	\$23,036.26
Piano/Keyboard Instruments	3	\$1,018.20
Sound Amplification (Microphones, Amplifiers, etc)	4	\$7,877.99
String Instruments	30	\$6,068.48
Woodwind Instruments	301	\$1,800.74
School Totals:	672	\$49,995.50

Monarch High School	Qty	Amount
Brass Instruments	45	\$132,300.21
Furniture/Equipment (Risers, Stands, etc.)	14	\$15,473.57
Music Accessories (cases, adapters, attachments, etc.)	9	\$1,062.47
Percussion Instruments	37	\$65,865.77
Piano/Keyboard Instruments	25	\$5,374.50
Sound Amplification (Microphones, Amplifiers, etc)	7	\$3,870.35
Woodwind Instruments	33	\$76,050.32
School Totals:	170	\$299,997.19

New Renaissance Middle School	Qty	Amount
Brass Instruments	38	\$30,807.75
Furniture/Equipment (Risers, Stands, etc.)	5	\$649.00
Music Accessories (cases, adapters, attachments, etc.)	20	\$777.43

New Renaissance Middle School	Qty	Amount
Percussion Instruments	27	\$13,421.44
Piano/Keyboard Instruments	2	\$1,177.48
Sound Amplification (Microphones, Amplifiers, etc)	2	\$749.98
String Instruments	1	\$262.49
Woodwind Instruments	63	\$52,153.26
School Totals:	158	\$99,998.83

New River Middle School	Qty	Amount
Brass Instruments	35	\$57,225.30
Furniture/Equipment (Risers, Stands, etc.)	2	\$72.94
Piano/Keyboard Instruments	1	\$154.98
Woodwind Instruments	38	\$42,533.47
School Totals:	76	\$99,986.69

Nob Hill Elementary School	Qty	Amount
Brass Instruments	14	\$1,093.46
Furniture/Equipment (Risers, Stands, etc.)	18	\$1,590.79
Music Accessories (cases, adapters, attachments, etc.)	11	\$365.99
Percussion Instruments	126	\$7,671.26
Piano/Keyboard Instruments	3	\$25,603.80
Sound Amplification (Microphones, Amplifiers, etc)	3	\$7,328.01
String Instruments	13	\$5,061.18
Woodwind Instruments	9	\$1,282.03
School Totals:	197	\$49,996.52

Norcrest Elementary School	Qty	Amount
Brass Instruments	15	\$1,150.35
Furniture/Equipment (Risers, Stands, etc.)	80	\$13,785.26
Music Accessories (cases, adapters, attachments, etc.)	4	\$318.20
Percussion Instruments	669	\$25,587.91
Sound Amplification (Microphones, Amplifiers, etc)	5	\$8,078.01
String Instruments	15	\$1,079.85
School Totals:	788	\$49,999.58

North Andrews Gardens Elementary School	Qty	Amount
Brass Instruments	14	\$20,279.60
Furniture/Equipment (Risers, Stands, etc.)	5	\$8,308.73
Music Accessories (cases, adapters, attachments, etc.)	47	\$3,687.60
Percussion Instruments	3	\$1,467.10
Piano/Keyboard Instruments	3	\$1,799.97
Sound Amplification (Microphones, Amplifiers, etc)	1	\$499.99
String Instruments	43	\$4,650.00
Woodwind Instruments	10	\$9,140.81
School Totals:	126	\$49,833.80

North Fork Elementary School	Qty	Amount
Brass Instruments	20	\$1,533.80
Furniture/Equipment (Risers, Stands, etc.)	83	\$7,795.11

Section 3: Music Equipment by Category

North Fork Elementary School	Qty	Amount
Percussion Instruments	95	\$13,021.15
Piano/Keyboard Instruments	11	\$6,093.90
Sound Amplification (Microphones, Amplifiers, etc)	5	\$2,099.99
String Instruments	40	\$11,645.98
Woodwind Instruments	3	\$1,192.50
School Totals:	257	\$43,382.43

North Lauderdale Elementary School	Qty	Amount
Furniture/Equipment (Risers, Stands, etc.)	53	\$15,774.93
Percussion Instruments	47	\$6,596.01
Piano/Keyboard Instruments	2	\$25,344.45
Sound Amplification (Microphones, Amplifiers, etc)	5	\$381.39
String Instruments	6	\$1,902.50
School Totals:	113	\$49,999.28

North Side Elementary School	Qty	Amount
Brass Instruments	29	\$5,351.50
Furniture/Equipment (Risers, Stands, etc.)	55	\$6,456.87
Music Accessories (cases, adapters, attachments, etc.)	6	\$477.30
Percussion Instruments	301	\$15,787.67
Piano/Keyboard Instruments	3	\$1,798.20
Sound Amplification (Microphones, Amplifiers, etc)	2	\$6,778.00
String Instruments	50	\$10,594.20
Woodwind Instruments	500	\$2,395.00
School Totals:	946	\$49,638.74

Northeast High School	Qty	Amount
Brass Instruments	92	\$168,114.50
Furniture/Equipment (Risers, Stands, etc.)	7	\$1,688.34
Music Accessories (cases, adapters, attachments, etc.)	51	\$1,514.03
Percussion Instruments	33	\$27,289.87
Sound Amplification (Microphones, Amplifiers, etc)	2	\$749.98
String Instruments	4	\$3,694.98
Woodwind Instruments	85	\$96,525.94
School Totals:	274	\$299,577.64

Nova Blanche Forman Elementary School	Qty	Amount
Furniture/Equipment (Risers, Stands, etc.)	40	\$2,181.60
Music Accessories (cases, adapters, attachments, etc.)	30	\$1,173.00
Percussion Instruments	64	\$17,557.26
Piano/Keyboard Instruments	10	\$9,096.79
Sound Amplification (Microphones, Amplifiers, etc)	2	\$12,556.02
String Instruments	60	\$5,071.50
Woodwind Instruments	149	\$2,362.51
School Totals:	355	\$49,998.68

Nova High School	Qty	Amount
Brass Instruments	33	\$80,912.20

Nova High School	Qty	Amount
Furniture/Equipment (Risers, Stands, etc.)	134	\$34,095.36
Music Accessories (cases, adapters, attachments, etc.)	86	\$11,472.78
Percussion Instruments	143	\$51,338.01
Piano/Keyboard Instruments	44	\$19,346.39
Sound Amplification (Microphones, Amplifiers, etc)	16	\$12,096.00
String Instruments	1	\$1,049.00
Woodwind Instruments	51	\$85,761.54
School Totals:	508	\$296,071.28

Nova Middle School	Qty	Amount
Brass Instruments	46	\$71,915.13
Percussion Instruments	1	\$138.70
Woodwind Instruments	21	\$27,918.27
School Totals:	68	\$99,972.10

Oakland Park Elementary School	Qty	Amount
Brass Instruments	5	\$3,087.00
Furniture/Equipment (Risers, Stands, etc.)	52	\$4,746.51
Percussion Instruments	891	\$26,163.23
Piano/Keyboard Instruments	1	\$599.40
Sound Amplification (Microphones, Amplifiers, etc)	2	\$750.00
String Instruments	4	\$651.46
Woodwind Instruments	700	\$3,353.00
School Totals:	1,655	\$39,350.60

Oakridge Elementary School	Qty	Amount
Furniture/Equipment (Risers, Stands, etc.)	10	\$5,269.39
Percussion Instruments	65	\$5,815.36
Piano/Keyboard Instruments	1	\$24,795.00
Sound Amplification (Microphones, Amplifiers, etc)	1	\$6,278.01
String Instruments	57	\$7,601.85
Woodwind Instruments	50	\$239.50
School Totals:	184	\$49,999.11

Orange Brook Elementary School	Qty	Amount
Brass Instruments	6	\$1,456.56
Furniture/Equipment (Risers, Stands, etc.)	105	\$7,358.82
Music Accessories (cases, adapters, attachments, etc.)	4	\$185.70
Percussion Instruments	319	\$22,601.94
Piano/Keyboard Instruments	11	\$2,643.45
Sound Amplification (Microphones, Amplifiers, etc)	8	\$7,734.41
String Instruments	18	\$6,786.94
Woodwind Instruments	164	\$1,218.36
School Totals:	635	\$49,986.18

Palm Cove Elementary School	Qty	Amount
Furniture/Equipment (Risers, Stands, etc.)	14	\$798.16
Percussion Instruments	21	\$5,584.46
Piano/Keyboard Instruments	2	\$25,004.40

Section 3: Music Equipment by Category

Palm Cove Elementary School	Qty	Amount
Sound Amplification (Microphones, Amplifiers, etc.)	1	\$375.00
String Instruments	50	\$16,408.50
Woodwind Instruments	220	\$1,565.36
School Totals:	308	\$49,735.88

Panther Run Elementary School	Qty	Amount
Brass Instruments	41	\$10,277.89
Furniture/Equipment (Risers, Stands, etc.)	9	\$1,791.89
Music Accessories (cases, adapters, attachments, etc.)	1	\$509.00
Percussion Instruments	128	\$7,872.17
Sound Amplification (Microphones, Amplifiers, etc.)	4	\$13,756.02
String Instruments	61	\$15,393.48
Woodwind Instruments	28	\$399.48
School Totals:	272	\$49,999.93

Park Lakes Elementary School	Qty	Amount
Brass Instruments	15	\$1,150.35
Furniture/Equipment (Risers, Stands, etc.)	33	\$2,313.06
Music Accessories (cases, adapters, attachments, etc.)	9	\$326.10
Percussion Instruments	116	\$7,379.77
Piano/Keyboard Instruments	1	\$24,795.00
Sound Amplification (Microphones, Amplifiers, etc.)	4	\$7,603.00
String Instruments	30	\$6,324.63
School Totals:	208	\$49,891.91

Park Ridge Elementary School	Qty	Amount
Furniture/Equipment (Risers, Stands, etc.)	80	\$16,584.97
Music Accessories (cases, adapters, attachments, etc.)	23	\$4,891.00
Percussion Instruments	58	\$10,914.01
Piano/Keyboard Instruments	2	\$1,138.00
Sound Amplification (Microphones, Amplifiers, etc.)	36	\$11,244.99
String Instruments	2	\$3,352.50
Woodwind Instruments	103	\$1,692.50
School Totals:	304	\$49,817.97

Park Springs Elementary School	Qty	Amount
Brass Instruments	7	\$2,380.40
Furniture/Equipment (Risers, Stands, etc.)	59	\$7,050.33
Music Accessories (cases, adapters, attachments, etc.)	7	\$207.48
Percussion Instruments	160	\$13,261.36
Piano/Keyboard Instruments	2	\$1,098.90
Sound Amplification (Microphones, Amplifiers, etc.)	6	\$7,566.00
String Instruments	64	\$8,470.64
Woodwind Instruments	104	\$1,332.07
School Totals:	409	\$41,367.18

Park Trails Elementary School	Qty	Amount
Furniture/Equipment (Risers, Stands, etc.)	17	\$4,183.00
Music Accessories (cases, adapters, attachments, etc.)	24	\$4,166.00
Percussion Instruments	55	\$5,697.79
Sound Amplification (Microphones, Amplifiers, etc.)	33	\$19,762.00
String Instruments	14	\$3,144.68
Woodwind Instruments	184	\$1,089.72
School Totals:	327	\$38,043.19

Parkside Elementary School	Qty	Amount
Brass Instruments	12	\$6,690.78
Furniture/Equipment (Risers, Stands, etc.)	3	\$2,216.60
Percussion Instruments	78	\$17,654.69
Piano/Keyboard Instruments	1	\$599.40
Sound Amplification (Microphones, Amplifiers, etc.)	1	\$375.00
String Instruments	41	\$21,920.22
Woodwind Instruments	1	\$535.50
School Totals:	137	\$49,992.19

Parkway Middle School	Qty	Amount
Music Accessories (cases, adapters, attachments, etc.)	13	\$174.00
Percussion Instruments	10	\$40.00
String Instruments	27	\$4,784.00
School Totals:	50	\$4,998.00

Pembroke Lakes Elementary School	Qty	Amount
Brass Instruments	3	\$1,741.50
Furniture/Equipment (Risers, Stands, etc.)	75	\$9,366.42
Music Accessories (cases, adapters, attachments, etc.)	3	\$173.93
Percussion Instruments	99	\$9,008.28
Piano/Keyboard Instruments	19	\$11,371.98
Sound Amplification (Microphones, Amplifiers, etc.)	4	\$7,603.00
String Instruments	35	\$8,994.46
Woodwind Instruments	12	\$1,697.60
School Totals:	250	\$49,957.17

Pembroke Pines Elementary School	Qty	Amount
Brass Instruments	5	\$3,456.00
Furniture/Equipment (Risers, Stands, etc.)	57	\$7,600.64
Percussion Instruments	92	\$11,783.96
Piano/Keyboard Instruments	2	\$25,394.99
String Instruments	1	\$71.99
Woodwind Instruments	103	\$1,691.50
School Totals:	260	\$49,999.08

Perry, Annabel C. Elementary School	Qty	Amount
Brass Instruments	34	\$26,856.60
Music Accessories (cases, adapters, attachments, etc.)	5	\$171.58
Percussion Instruments	3	\$707.55
Woodwind Instruments	38	\$22,255.95

Section 3: Music Equipment by Category

Perry, Annabel C. Elementary School	Qty	Amount
School Totals:	80	\$49,991.68

Peters Elementary School	Qty	Amount
Brass Instruments	2	\$1,345.50
Furniture/Equipment (Risers, Stands, etc.)	5	\$2,866.50
Music Accessories (cases, adapters, attachments, etc.)	3	\$117.30
Percussion Instruments	7	\$6,208.67
Piano/Keyboard Instruments	1	\$24,795.00
Sound Amplification (Microphones, Amplifiers, etc)	3	\$7,478.01
String Instruments	31	\$4,638.60
Woodwind Instruments	336	\$2,546.64
School Totals:	388	\$49,996.22

Pines Lakes Elementary School	Qty	Amount
Brass Instruments	9	\$4,017.02
Furniture/Equipment (Risers, Stands, etc.)	29	\$9,225.11
Percussion Instruments	86	\$13,489.79
Sound Amplification (Microphones, Amplifiers, etc)	1	\$6,278.01
String Instruments	57	\$16,382.24
Woodwind Instruments	63	\$576.47
School Totals:	245	\$49,968.64

Pines Middle School	Qty	Amount
Brass Instruments	36	\$51,439.08
Percussion Instruments	3	\$5,007.50
Sound Amplification (Microphones, Amplifiers, etc)	2	\$649.98
Woodwind Instruments	51	\$42,901.27
School Totals:	92	\$99,997.83

Pinewood Elementary School	Qty	Amount
Furniture/Equipment (Risers, Stands, etc.)	66	\$15,976.86
Music Accessories (cases, adapters, attachments, etc.)	2	\$26.60
Percussion Instruments	122	\$18,723.05
Piano/Keyboard Instruments	2	\$7,421.00
Sound Amplification (Microphones, Amplifiers, etc)	2	\$6,653.01
Woodwind Instruments	3	\$1,192.50
School Totals:	197	\$49,993.02

Pioneer Middle School	Qty	Amount
Brass Instruments	17	\$31,429.36
Percussion Instruments	3	\$8,489.44
Woodwind Instruments	39	\$59,980.20
School Totals:	59	\$99,899.00

Piper High School	Qty	Amount
Brass Instruments	65	\$177,309.55
Furniture/Equipment (Risers, Stands, etc.)	18	\$4,361.96
Music Accessories (cases, adapters, attachments, etc.)	48	\$2,519.23
Percussion Instruments	31	\$31,563.00

Piper High School	Qty	Amount
Piano/Keyboard Instruments	11	\$3,103.87
Sound Amplification (Microphones, Amplifiers, etc)	19	\$5,353.31
String Instruments	2	\$799.98
Woodwind Instruments	51	\$74,879.95
School Totals:	245	\$299,890.85

Plantation Elementary School	Qty	Amount
Brass Instruments	2	\$485.52
Furniture/Equipment (Risers, Stands, etc.)	123	\$14,572.49
Music Accessories (cases, adapters, attachments, etc.)	9	\$190.03
Percussion Instruments	142	\$9,855.74
Piano/Keyboard Instruments	15	\$3,871.05
Sound Amplification (Microphones, Amplifiers, etc)	5	\$8,327.99
String Instruments	38	\$12,071.95
Woodwind Instruments	81	\$623.69
School Totals:	415	\$49,998.46

Plantation High School	Qty	Amount
Brass Instruments	56	\$99,600.50
Furniture/Equipment (Risers, Stands, etc.)	100	\$24,520.26
Music Accessories (cases, adapters, attachments, etc.)	44	\$3,031.87
Percussion Instruments	59	\$62,155.40
Piano/Keyboard Instruments	3	\$5,590.00
Sound Amplification (Microphones, Amplifiers, etc)	32	\$16,403.00
Woodwind Instruments	67	\$88,698.95
School Totals:	361	\$299,999.98

Plantation Middle School	Qty	Amount
Brass Instruments	48	\$51,603.75
Music Accessories (cases, adapters, attachments, etc.)	15	\$645.41
Percussion Instruments	19	\$14,869.06
Woodwind Instruments	47	\$31,936.58
School Totals:	129	\$99,054.80

Plantation Park Elementary School	Qty	Amount
Brass Instruments	12	\$1,689.10
Furniture/Equipment (Risers, Stands, etc.)	19	\$2,345.79
Music Accessories (cases, adapters, attachments, etc.)	2	\$107.99
Percussion Instruments	345	\$25,219.12
Piano/Keyboard Instruments	1	\$599.99
Sound Amplification (Microphones, Amplifiers, etc)	5	\$8,327.99
String Instruments	45	\$8,962.40
Woodwind Instruments	216	\$2,568.84
School Totals:	645	\$49,821.22

Pompano Beach Elementary School	Qty	Amount
Brass Instruments	2	\$485.52
Furniture/Equipment (Risers, Stands, etc.)	10	\$1,567.87

Section 3: Music Equipment by Category

Pompano Beach Elementary School	Qty	Amount
Music Accessories (cases, adapters, attachments, etc.)	5	\$920.40
Percussion Instruments	194	\$22,567.22
Piano/Keyboard Instruments	4	\$14,742.10
Sound Amplification (Microphones, Amplifiers, etc)	3	\$482.62
String Instruments	26	\$7,948.19
Woodwind Instruments	134	\$942.80
School Totals:	378	\$49,656.72

Pompano Beach High School	Qty	Amount
Brass Instruments	71	\$101,905.17
Furniture/Equipment (Risers, Stands, etc.)	293	\$22,142.80
Music Accessories (cases, adapters, attachments, etc.)	115	\$7,913.52
Percussion Instruments	113	\$53,552.10
Piano/Keyboard Instruments	2	\$4,181.20
Sound Amplification (Microphones, Amplifiers, etc)	6	\$2,176.95
String Instruments	136	\$26,167.62
Woodwind Instruments	48	\$81,953.14
School Totals:	784	\$299,992.50

Quiet Waters Elementary School	Qty	Amount
Brass Instruments	2	\$485.52
Furniture/Equipment (Risers, Stands, etc.)	100	\$10,820.68
Music Accessories (cases, adapters, attachments, etc.)	4	\$683.12
Percussion Instruments	212	\$18,827.42
Piano/Keyboard Instruments	1	\$549.45
Sound Amplification (Microphones, Amplifiers, etc)	6	\$7,880.81
String Instruments	31	\$2,406.20
Woodwind Instruments	250	\$1,197.50
School Totals:	606	\$42,850.70

Ramblewood Elementary School	Qty	Amount
Brass Instruments	11	\$4,482.03
Furniture/Equipment (Risers, Stands, etc.)	84	\$7,151.91
Percussion Instruments	176	\$15,569.45
Sound Amplification (Microphones, Amplifiers, etc)	1	\$6,278.01
String Instruments	72	\$14,790.05
Woodwind Instruments	4	\$1,728.00
School Totals:	348	\$49,999.45

Ramblewood Middle School	Qty	Amount
Brass Instruments	16	\$37,856.08
Percussion Instruments	2	\$11,059.80
Woodwind Instruments	16	\$51,077.22
School Totals:	34	\$99,993.10

Riverglades Elementary School	Qty	Amount
Brass Instruments	1	\$242.76
Furniture/Equipment (Risers, Stands, etc.)	76	\$9,500.37

Riverglades Elementary School	Qty	Amount
Music Accessories (cases, adapters, attachments, etc.)	25	\$955.50
Percussion Instruments	238	\$10,011.48
Piano/Keyboard Instruments	2	\$1,199.98
Sound Amplification (Microphones, Amplifiers, etc)	4	\$7,828.00
String Instruments	90	\$19,931.95
Woodwind Instruments	1	\$328.50
School Totals:	437	\$49,998.54

Riverland Elementary School	Qty	Amount
Brass Instruments	1	\$76.69
Furniture/Equipment (Risers, Stands, etc.)	87	\$5,551.98
Music Accessories (cases, adapters, attachments, etc.)	6	\$370.92
Percussion Instruments	273	\$12,035.17
Piano/Keyboard Instruments	2	\$1,148.85
Sound Amplification (Microphones, Amplifiers, etc)	4	\$13,281.01
String Instruments	41	\$12,759.91
Woodwind Instruments	802	\$4,665.08
School Totals:	1,216	\$49,889.61

Riverside Elementary School	Qty	Amount
Brass Instruments	4	\$889.00
Furniture/Equipment (Risers, Stands, etc.)	24	\$2,627.41
Percussion Instruments	98	\$10,696.55
Piano/Keyboard Instruments	2	\$25,394.40
Sound Amplification (Microphones, Amplifiers, etc)	3	\$7,277.99
String Instruments	30	\$2,159.70
Woodwind Instruments	56	\$954.20
School Totals:	217	\$49,999.25

Royal Palm Elementary School	Qty	Amount
Brass Instruments	20	\$1,533.80
Furniture/Equipment (Risers, Stands, etc.)	83	\$7,795.11
Percussion Instruments	96	\$11,576.95
Piano/Keyboard Instruments	11	\$6,093.90
Sound Amplification (Microphones, Amplifiers, etc)	6	\$8,578.00
String Instruments	39	\$10,665.99
Woodwind Instruments	3	\$1,192.50
School Totals:	258	\$47,436.25

Sanders Park Elementary School	Qty	Amount
Furniture/Equipment (Risers, Stands, etc.)	15	\$4,737.00
Percussion Instruments	2	\$1,632.00
Piano/Keyboard Instruments	2	\$25,394.40
Sound Amplification (Microphones, Amplifiers, etc)	8	\$15,656.00
String Instruments	8	\$2,545.96
Woodwind Instruments	2	\$28.74
School Totals:	37	\$49,994.10

Section 3: Music Equipment by Category

Sandpiper Elementary School	Qty	Amount
Brass Instruments	3	\$1,741.50
Furniture/Equipment (Risers, Stands, etc.)	62	\$8,837.86
Music Accessories (cases, adapters, attachments, etc.)	1	\$14.14
Percussion Instruments	178	\$13,297.16
Piano/Keyboard Instruments	5	\$2,797.79
Sound Amplification (Microphones, Amplifiers, etc)	5	\$8,152.98
String Instruments	8	\$13,410.00
Woodwind Instruments	3	\$1,192.50
School Totals:	265	\$49,443.93

Sawgrass Elementary School	Qty	Amount
Brass Instruments	2	\$1,345.50
Furniture/Equipment (Risers, Stands, etc.)	8	\$2,337.90
Music Accessories (cases, adapters, attachments, etc.)	8	\$229.05
Percussion Instruments	81	\$7,926.27
Piano/Keyboard Instruments	1	\$24,795.00
Sound Amplification (Microphones, Amplifiers, etc)	1	\$450.00
String Instruments	38	\$12,202.29
Woodwind Instruments	143	\$713.57
School Totals:	282	\$49,999.58

Sawgrass Springs Middle School	Qty	Amount
Brass Instruments	15	\$48,204.86
Furniture/Equipment (Risers, Stands, etc.)	69	\$5,715.87
Music Accessories (cases, adapters, attachments, etc.)	1	\$96.95
String Instruments	42	\$18,583.50
Woodwind Instruments	8	\$27,393.83
School Totals:	135	\$99,995.01

Sea Castle Elementary School	Qty	Amount
Brass Instruments	5	\$2,555.00
Furniture/Equipment (Risers, Stands, etc.)	6	\$373.29
Music Accessories (cases, adapters, attachments, etc.)	3	\$132.27
Percussion Instruments	80	\$11,375.34
Piano/Keyboard Instruments	1	\$24,795.00
Sound Amplification (Microphones, Amplifiers, etc)	6	\$6,809.40
String Instruments	30	\$3,634.80
School Totals:	131	\$49,675.10

Seminole Middle School	Qty	Amount
Brass Instruments	38	\$65,815.88
Music Accessories (cases, adapters, attachments, etc.)	4	\$232.40
Woodwind Instruments	15	\$33,941.52
School Totals:	57	\$99,989.80

Sheridan Hills Elementary School	Qty	Amount
Furniture/Equipment (Risers, Stands, etc.)	58	\$6,451.34

Sheridan Hills Elementary School	Qty	Amount
Music Accessories (cases, adapters, attachments, etc.)	1	\$44.09
Percussion Instruments	203	\$12,387.19
Piano/Keyboard Instruments	2	\$7,421.00
Sound Amplification (Microphones, Amplifiers, etc)	1	\$6,278.01
String Instruments	66	\$14,971.37
Woodwind Instruments	38	\$2,445.90
School Totals:	369	\$49,998.90

Sheridan Park Elementary School	Qty	Amount
Brass Instruments	8	\$5,382.00
Furniture/Equipment (Risers, Stands, etc.)	97	\$8,474.12
Music Accessories (cases, adapters, attachments, etc.)	2	\$28.28
Percussion Instruments	197	\$19,593.20
Piano/Keyboard Instruments	1	\$549.45
Sound Amplification (Microphones, Amplifiers, etc)	4	\$7,828.00
String Instruments	54	\$6,062.79
Woodwind Instruments	61	\$2,079.26
School Totals:	424	\$49,997.10

Silver Lakes Elementary School	Qty	Amount
Brass Instruments	40	\$3,867.15
Furniture/Equipment (Risers, Stands, etc.)	34	\$6,986.22
Music Accessories (cases, adapters, attachments, etc.)	4	\$447.00
Percussion Instruments	229	\$18,838.30
Sound Amplification (Microphones, Amplifiers, etc)	21	\$13,596.85
String Instruments	5	\$3,056.37
Woodwind Instruments	302	\$2,605.23
School Totals:	635	\$49,397.12

Silver Lakes Middle School	Qty	Amount
Brass Instruments	40	\$46,078.02
Furniture/Equipment (Risers, Stands, etc.)	1	\$38.95
Percussion Instruments	21	\$17,691.24
Piano/Keyboard Instruments	1	\$577.49
Sound Amplification (Microphones, Amplifiers, etc)	1	\$899.99
Woodwind Instruments	58	\$34,576.63
School Totals:	122	\$99,862.32

Silver Palms Elementary School	Qty	Amount
Brass Instruments	1	\$580.50
Furniture/Equipment (Risers, Stands, etc.)	37	\$7,430.86
Percussion Instruments	112	\$8,236.24
Piano/Keyboard Instruments	1	\$24,795.00
Sound Amplification (Microphones, Amplifiers, etc)	6	\$6,909.41
String Instruments	6	\$1,504.57
Woodwind Instruments	45	\$537.91
School Totals:	208	\$49,994.49

Section 3: Music Equipment by Category

Silver Ridge Elementary School	Qty	Amount
Brass Instruments	2	\$1,007.76
Furniture/Equipment (Risers, Stands, etc.)	124	\$20,493.60
Music Accessories (cases, adapters, attachments, etc.)	2	\$28.28
Percussion Instruments	153	\$15,882.92
Piano/Keyboard Instruments	2	\$1,098.90
Sound Amplification (Microphones, Amplifiers, etc)	2	\$724.99
String Instruments	24	\$8,984.38
Woodwind Instruments	58	\$1,778.31
School Totals:	367	\$49,999.14

Silver Shores Elementary School	Qty	Amount
Brass Instruments	3	\$1,524.00
Furniture/Equipment (Risers, Stands, etc.)	40	\$3,034.90
Music Accessories (cases, adapters, attachments, etc.)	7	\$164.39
Percussion Instruments	51	\$8,685.84
Piano/Keyboard Instruments	1	\$24,795.00
Sound Amplification (Microphones, Amplifiers, etc)	1	\$6,278.01
String Instruments	27	\$3,347.49
Woodwind Instruments	25	\$2,132.28
School Totals:	155	\$49,961.91

Silver Trail Middle School	Qty	Amount
Brass Instruments	26	\$46,823.30
Furniture/Equipment (Risers, Stands, etc.)	6	\$603.83
Percussion Instruments	24	\$6,613.01
Piano/Keyboard Instruments	2	\$1,177.48
Sound Amplification (Microphones, Amplifiers, etc)	3	\$1,049.97
String Instruments	2	\$3,862.00
Woodwind Instruments	20	\$39,869.46
School Totals:	83	\$99,999.05

South Plantation High School	Qty	Amount
Brass Instruments	51	\$143,832.14
Furniture/Equipment (Risers, Stands, etc.)	16	\$4,867.16
Music Accessories (cases, adapters, attachments, etc.)	25	\$1,514.80
Percussion Instruments	40	\$37,075.65
Piano/Keyboard Instruments	2	\$1,177.48
Sound Amplification (Microphones, Amplifiers, etc)	5	\$1,649.95
String Instruments	6	\$5,461.96
Woodwind Instruments	57	\$104,412.16
School Totals:	202	\$299,991.30

Stephen Foster Elementary School	Qty	Amount
Brass Instruments	4	\$1,497.50
Furniture/Equipment (Risers, Stands, etc.)	78	\$15,834.98
Music Accessories (cases, adapters, attachments, etc.)	2	\$56.88
Percussion Instruments	236	\$20,549.32

Stephen Foster Elementary School	Qty	Amount
String Instruments	52	\$9,762.20
Woodwind Instruments	26	\$1,745.02
School Totals:	398	\$49,445.90

Stirling Elementary School	Qty	Amount
Brass Instruments	13	\$5,765.45
Furniture/Equipment (Risers, Stands, etc.)	100	\$15,892.24
Music Accessories (cases, adapters, attachments, etc.)	1	\$44.09
Percussion Instruments	278	\$21,900.56
Piano/Keyboard Instruments	1	\$549.45
String Instruments	4	\$3,813.89
Woodwind Instruments	108	\$2,034.05
School Totals:	505	\$49,999.73

Stoneman Douglas High School	Qty	Amount
Brass Instruments	28	\$97,033.35
Furniture/Equipment (Risers, Stands, etc.)	2	\$2,876.30
Music Accessories (cases, adapters, attachments, etc.)	48	\$6,851.74
Percussion Instruments	28	\$43,672.25
Piano/Keyboard Instruments	1	\$995.00
Sound Amplification (Microphones, Amplifiers, etc)	9	\$8,289.92
String Instruments	105	\$48,362.53
Woodwind Instruments	18	\$91,919.11
School Totals:	239	\$300,000.20

Stranahan High School	Qty	Amount
Brass Instruments	35	\$50,689.74
Furniture/Equipment (Risers, Stands, etc.)	4	\$173.00
Music Accessories (cases, adapters, attachments, etc.)	148	\$8,264.84
Percussion Instruments	25	\$4,386.24
Piano/Keyboard Instruments	3	\$75.00
Sound Amplification (Microphones, Amplifiers, etc)	16	\$3,118.00
String Instruments	1	\$155.52
Woodwind Instruments	39	\$26,861.55
School Totals:	271	\$93,723.89

Sunland Park Academy	Qty	Amount
Furniture/Equipment (Risers, Stands, etc.)	8	\$2,936.61
Percussion Instruments	311	\$20,473.85
Piano/Keyboard Instruments	1	\$6,821.60
Sound Amplification (Microphones, Amplifiers, etc)	2	\$6,728.01
String Instruments	48	\$10,399.03
Woodwind Instruments	166	\$2,640.41
School Totals:	536	\$49,999.51

Sunrise Middle School	Qty	Amount
Brass Instruments	23	\$49,312.40
Furniture/Equipment (Risers, Stands, etc.)	2	\$798.00

Section 3: Music Equipment by Category

Sunrise Middle School	Qty	Amount
Music Accessories (cases, adapters, attachments, etc.)	1	\$3,024.36
Percussion Instruments	1	\$4,752.00
Sound Amplification (Microphones, Amplifiers, etc)	4	\$1,849.96
Woodwind Instruments	25	\$40,262.71
School Totals:	56	\$99,999.43

Sunset Lakes Elementary School	Qty	Amount
Brass Instruments	3	\$666.75
Furniture/Equipment (Risers, Stands, etc.)	97	\$7,385.89
Music Accessories (cases, adapters, attachments, etc.)	15	\$586.50
Percussion Instruments	48	\$12,668.94
Sound Amplification (Microphones, Amplifiers, etc)	2	\$6,653.01
String Instruments	63	\$22,037.90
School Totals:	228	\$49,998.99

Sunshine Elementary School	Qty	Amount
Brass Instruments	6	\$2,863.50
Furniture/Equipment (Risers, Stands, etc.)	91	\$13,948.94
Music Accessories (cases, adapters, attachments, etc.)	10	\$141.40
Percussion Instruments	300	\$7,637.71
Piano/Keyboard Instruments	5	\$8,049.79
Sound Amplification (Microphones, Amplifiers, etc)	11	\$14,053.10
String Instruments	17	\$3,304.84
School Totals:	440	\$49,999.28

Tamarac Elementary School	Qty	Amount
Brass Instruments	2	\$444.50
Furniture/Equipment (Risers, Stands, etc.)	76	\$6,552.59
Music Accessories (cases, adapters, attachments, etc.)	39	\$1,364.48
Percussion Instruments	169	\$18,802.12
Piano/Keyboard Instruments	17	\$4,239.90
Sound Amplification (Microphones, Amplifiers, etc)	16	\$2,636.32
String Instruments	40	\$14,765.89
Woodwind Instruments	3	\$1,192.50
School Totals:	362	\$49,998.30

Taravella, J.P. High School	Qty	Amount
Brass Instruments	57	\$169,837.27
Furniture/Equipment (Risers, Stands, etc.)	7	\$3,071.05
Music Accessories (cases, adapters, attachments, etc.)	12	\$1,866.24
Percussion Instruments	16	\$14,095.00
Piano/Keyboard Instruments	5	\$3,899.95
Woodwind Instruments	28	\$107,229.54
School Totals:	125	\$299,999.05

Tedder Elementary School	Qty	Amount
Furniture/Equipment (Risers, Stands, etc.)	52	\$7,657.35

Tedder Elementary School	Qty	Amount
Music Accessories (cases, adapters, attachments, etc.)	1	\$79.55
Percussion Instruments	128	\$12,916.24
Piano/Keyboard Instruments	1	\$599.40
Sound Amplification (Microphones, Amplifiers, etc)	2	\$6,778.00
String Instruments	71	\$19,385.46
Woodwind Instruments	152	\$2,583.03
School Totals:	407	\$49,999.03

Tequesta Trace Middle School	Qty	Amount
Brass Instruments	28	\$51,391.34
Furniture/Equipment (Risers, Stands, etc.)	5	\$912.60
Music Accessories (cases, adapters, attachments, etc.)	97	\$1,077.20
Percussion Instruments	8	\$5,545.16
String Instruments	4	\$2,876.49
Woodwind Instruments	19	\$38,193.38
School Totals:	161	\$99,996.17

The Quest Center	Qty	Amount
Brass Instruments	2	\$153.38
Furniture/Equipment (Risers, Stands, etc.)	47	\$4,590.68
Music Accessories (cases, adapters, attachments, etc.)	114	\$8,501.52
Percussion Instruments	297	\$8,528.72
Piano/Keyboard Instruments	5	\$7,591.85
Sound Amplification (Microphones, Amplifiers, etc)	40	\$16,520.92
String Instruments	6	\$1,757.20
Woodwind Instruments	30	\$693.30
School Totals:	541	\$48,337.57

Tradewinds Elementary School	Qty	Amount
Brass Instruments	5	\$1,887.20
Furniture/Equipment (Risers, Stands, etc.)	79	\$11,807.77
Music Accessories (cases, adapters, attachments, etc.)	4	\$58.69
Percussion Instruments	192	\$15,888.03
Piano/Keyboard Instruments	1	\$549.48
Sound Amplification (Microphones, Amplifiers, etc)	4	\$7,010.85
String Instruments	22	\$8,620.26
Woodwind Instruments	140	\$2,930.50
School Totals:	447	\$48,752.78

Tropical Elementary School	Qty	Amount
Brass Instruments	2	\$1,345.50
Furniture/Equipment (Risers, Stands, etc.)	35	\$10,855.45
Music Accessories (cases, adapters, attachments, etc.)	2	\$72.59
Percussion Instruments	131	\$4,971.93
Piano/Keyboard Instruments	4	\$32,425.99
Woodwind Instruments	1	\$328.50
School Totals:	175	\$49,999.96

Section 3: Music Equipment by Category

Village Elementary School	Qty	Amount
Furniture/Equipment (Risers, Stands, etc.)	34	\$9,797.81
Music Accessories (cases, adapters, attachments, etc.)	6	\$146.94
Percussion Instruments	131	\$11,382.28
Sound Amplification (Microphones, Amplifiers, etc)	23	\$17,718.01
String Instruments	32	\$6,073.94
Woodwind Instruments	34	\$162.86
School Totals:	260	\$45,281.84

Walker Elementary School	Qty	Amount
Brass Instruments	23	\$28,181.87
Furniture/Equipment (Risers, Stands, etc.)	5	\$115.00
Music Accessories (cases, adapters, attachments, etc.)	35	\$3,232.60
Percussion Instruments	7	\$2,128.48
Sound Amplification (Microphones, Amplifiers, etc)	8	\$5,510.00
Woodwind Instruments	8	\$10,829.98
School Totals:	86	\$49,997.93

Welleby Elementary School	Qty	Amount
Brass Instruments	10	\$3,205.54
Furniture/Equipment (Risers, Stands, etc.)	21	\$11,451.17
Music Accessories (cases, adapters, attachments, etc.)	9	\$177.30
Percussion Instruments	169	\$15,763.47
Piano/Keyboard Instruments	1	\$549.45
Sound Amplification (Microphones, Amplifiers, etc)	8	\$9,328.00
String Instruments	37	\$7,377.30
Woodwind Instruments	4	\$1,912.00
School Totals:	259	\$49,764.23

West Broward High School	Qty	Amount
Brass Instruments	38	\$105,979.55
Furniture/Equipment (Risers, Stands, etc.)	10	\$3,356.16
Music Accessories (cases, adapters, attachments, etc.)	41	\$7,682.07
Percussion Instruments	69	\$79,535.79
Piano/Keyboard Instruments	10	\$1,794.00
Sound Amplification (Microphones, Amplifiers, etc)	13	\$10,614.16
String Instruments	24	\$8,997.50
Woodwind Instruments	33	\$82,014.40
School Totals:	238	\$299,973.63

West Hollywood Elementary School	Qty	Amount
Brass Instruments	3	\$2,110.50
Furniture/Equipment (Risers, Stands, etc.)	34	\$5,971.24
Music Accessories (cases, adapters, attachments, etc.)	2	\$159.10
Percussion Instruments	70	\$9,696.00
Piano/Keyboard Instruments	1	\$6,821.60

West Hollywood Elementary School	Qty	Amount
Sound Amplification (Microphones, Amplifiers, etc)	1	\$6,278.01
String Instruments	59	\$17,762.76
Woodwind Instruments	3	\$1,192.50
School Totals:	173	\$49,991.71

Westchester Elementary School	Qty	Amount
Furniture/Equipment (Risers, Stands, etc.)	1	\$3,315.00
Percussion Instruments	43	\$5,368.51
Piano/Keyboard Instruments	1	\$24,795.00
Sound Amplification (Microphones, Amplifiers, etc)	1	\$499.99
String Instruments	59	\$15,952.92
School Totals:	105	\$49,931.42

Western High School	Qty	Amount
Brass Instruments	61	\$170,907.06
Furniture/Equipment (Risers, Stands, etc.)	13	\$3,801.59
Music Accessories (cases, adapters, attachments, etc.)	2	\$67.18
Percussion Instruments	19	\$24,173.55
Piano/Keyboard Instruments	2	\$1,177.48
Sound Amplification (Microphones, Amplifiers, etc)	7	\$5,611.70
String Instruments	2	\$799.98
Woodwind Instruments	46	\$92,304.57
School Totals:	152	\$298,843.11

Westglades Middle School	Qty	Amount
Brass Instruments	29	\$77,358.42
Music Accessories (cases, adapters, attachments, etc.)	4	\$93.00
Percussion Instruments	2	\$2,188.90
Piano/Keyboard Instruments	1	\$995.00
String Instruments	16	\$6,630.00
Woodwind Instruments	4	\$12,726.85
School Totals:	56	\$99,992.17

Westpine Middle School	Qty	Amount
Brass Instruments	34	\$50,539.92
Furniture/Equipment (Risers, Stands, etc.)	2	\$224.20
Music Accessories (cases, adapters, attachments, etc.)	3	\$174.30
Percussion Instruments	4	\$2,104.40
Sound Amplification (Microphones, Amplifiers, etc)	1	\$349.99
String Instruments	1	\$499.99
Woodwind Instruments	42	\$46,098.13
School Totals:	87	\$99,990.93

Westwood Heights Elementary School	Qty	Amount
Furniture/Equipment (Risers, Stands, etc.)	88	\$6,009.35
Percussion Instruments	171	\$16,993.71
Sound Amplification (Microphones, Amplifiers, etc)	2	\$12,556.02
String Instruments	52	\$14,433.43

Section 3: Music Equipment by Category

Westwood Heights Elementary School	Qty	Amount
School Totals:	313	\$49,992.51
Whiddon-Rogers Education Center	Qty	Amount
Piano/Keyboard Instruments	16	\$43,226.40
Sound Amplification (Microphones, Amplifiers, etc.)	1	\$6,773.00
School Totals:	17	\$49,999.40
Wilton Manors Elementary School	Qty	Amount
Brass Instruments	64	\$6,923.40
Furniture/Equipment (Risers, Stands, etc.)	2	\$122.38
Music Accessories (cases, adapters, attachments, etc.)	4	\$176.36
Percussion Instruments	58	\$8,575.45
Piano/Keyboard Instruments	40	\$21,978.00
Sound Amplification (Microphones, Amplifiers, etc.)	2	\$750.00
String Instruments	62	\$7,595.34
Woodwind Instruments	200	\$998.00
School Totals:	432	\$47,118.93
Winston Park Elementary School	Qty	Amount
Brass Instruments	2	\$1,345.50
Furniture/Equipment (Risers, Stands, etc.)	19	\$2,728.79
Music Accessories (cases, adapters, attachments, etc.)	1	\$14.14
Percussion Instruments	96	\$3,105.77
Piano/Keyboard Instruments	4	\$32,375.45
Sound Amplification (Microphones, Amplifiers, etc.)	3	\$7,127.99
String Instruments	17	\$2,866.85
Woodwind Instruments	16	\$399.00
School Totals:	158	\$49,963.49
Young, Virginia Shuman Elementary School	Qty	Amount
Brass Instruments	2	\$1,345.50
Furniture/Equipment (Risers, Stands, etc.)	17	\$3,695.43
Music Accessories (cases, adapters, attachments, etc.)	1	\$14.14
Percussion Instruments	37	\$9,323.43
Piano/Keyboard Instruments	1	\$24,795.00
Sound Amplification (Microphones, Amplifiers, etc.)	1	\$6,278.01
String Instruments	2	\$3,352.50
Woodwind Instruments	3	\$1,192.50
School Totals:	64	\$49,996.51
Young, Walter C. Middle School	Qty	Amount
Brass Instruments	23	\$18,754.74
Furniture/Equipment (Risers, Stands, etc.)	30	\$44,935.28
Music Accessories (cases, adapters, attachments, etc.)	2	\$193.90
Percussion Instruments	1	\$780.00
String Instruments	38	\$12,772.50
Woodwind Instruments	31	\$22,556.34
School Totals:	125	\$99,992.76

SMART Kilns Program - Applied Learning Department Quarter Ending March 31, 2020

The Applied Learning Department has continued to ensure the SMART Kiln Program is run effectively and efficiently throughout the Bond cycle.

For the quarter ending on March 31, 2020, a total of 125 kilns have been delivered to school sites, 10 kilns are in the warehouse awaiting delivery and installation and 1 kiln is in order status. This last order completes our orders for the SMART Bond Kiln Program.



Art Equipment Kiln Program

Status as of March 31, 2020



Kilns Ordered

Location Name	Number of Kilns	Art Dept Status
Piper High School	1	Ordered
Sub-Total	1	

Kilns Delivered

Location Name	Number of Kilns	Art Dept Status
Apollo Middle School	2	Delivered to school
Atlantic West Elementary School	1	Delivered to school
Bethune, Mary M. Elementary School	2	Delivered to school
Broadview Elementary School	1	Delivered to school
Broward Estates Elementary School	1	Delivered to school
Challenger Elementary School	1	Delivered to school
Coconut Palm Elementary School	1	Delivered to school
Cooper City High School	1	Delivered to school
Coral Glades High School	2	Delivered to school
Coral Springs Pre-K - 8	1	Delivered to school
Coral Springs High School	2	Delivered to school
Coral Springs Middle School	2	Delivered to school
Country Isles Elementary School	1	Delivered to school
Croissant Park Elementary School	1	Delivered to school
Crystal Lake Middle School	2	Delivered to school
Cypress Bay High School	3	Delivered to school
Cypress Elementary School	1	Delivered to school
Dania Elementary School	1	Delivered to school
Deerfield Beach High School	2	Delivered to school
Deerfield Beach Middle School	2	Delivered to school
Deerfield Park Elementary School	2	Delivered to school
Dillard 6-12 School	1	Delivered to school
Discovery Elementary School	1	Delivered to school
Drew, Charles Elementary School	1	Delivered to school
Everglades High School	2	Delivered to school

Art Equipment Kiln Program

Status as of March 31, 2020



Kilns Delivered

Location Name	Number of Kilns	Art Dept Status
Flamingo Elementary School	1	Delivered to school
Flanagan, Charles W. High School	2	Delivered to school
Floranada Elementary School	1	Delivered to school
Forest Glen Middle School	1	Delivered to school
Fort Lauderdale High School	1	Delivered to school
Gator Run Elementary School	1	Delivered to school
Glades Middle School	2	Delivered to school
Gulfstream Academy of Hallandale Beach K-8 (Hallandale Elementary School)	2	Delivered to school
Harbordale Elementary School	1	Delivered to school
Hollywood Hills High School	2	Delivered to school
Horizon Elementary School	1	Delivered to school
Indian Ridge Middle School	1	Delivered to school
Indian Trace Elementary School	1	Delivered to school
Lake Forest Elementary School	1	Delivered to school
Lakeside Elementary School	1	Delivered to school
Larkdale Elementary School	1	Delivered to school
Liberty Elementary School	1	Delivered to school
Manatee Bay Elementary School	1	Delivered to warehouse
Maplewood Elementary School	1	Delivered to school
McArthur High School	1	Delivered to school
McNab Elementary School	1	Delivered to school
Miramar Elementary School	1	Delivered to school
Miramar High School	2	Delivered to school
Monarch High School	2	Delivered to school
New Renaissance Middle School	2	Delivered to school
Norcrest Elementary School	1	Delivered to school
North Andrews Gardens Elementary School	1	Delivered to school
North Andrews Gardens Elementary School	1	Delivered to warehouse
Northeast High School	1	Delivered to warehouse
Nova Blanche Forman Elementary School	1	Delivered to school

Art Equipment Kiln Program

Status as of March 31, 2020



Kilns Delivered

Location Name	Number of Kilns	Art Dept Status
Nova Dwight D Eisenhower Elementary School	1	Delivered to school
Nova High School	2	Delivered to school
Nova Middle School	2	Delivered to school
Park Springs Elementary School	1	Delivered to school
Park Trails Elementary School	1	Delivered to school
Parkway Middle School	1	Delivered to school
Pembroke Lakes Elementary School	1	Delivered to school
Pembroke Pines Elementary School	1	Delivered to school
Peters Elementary School	1	Delivered to school
Pioneer Middle School	2	Delivered to warehouse
Piper High School	2	Delivered to school
Plantation Elementary School	1	Delivered to school
Plantation High School	2	Delivered to school
Plantation Middle School	1	Delivered to school
Pompano Beach Elementary School	1	Delivered to school
Pompano Beach High School	2	Delivered to school
Quiet Waters Elementary School	1	Delivered to school
Ramblewood Elementary School	1	Delivered to school
Ramblewood Middle School	2	Delivered to warehouse
Rickards, James S. Middle School	2	Delivered to school
Riverglades Elementary School	1	Delivered to school
Rock Island Elementary School	1	Delivered to school
Royal Palm Elementary School	1	Delivered to school
Sandpiper Elementary School	1	Delivered to school
Seminole Middle School	2	Delivered to school
Sheridan Park Elementary School	1	Delivered to school
Silver Shores Elementary School	1	Delivered to school
South Broward High School	2	Delivered to school
South Plantation High School	3	Delivered to school
Stephen Foster Elementary School	1	Delivered to school

Art Equipment Kiln Program

Status as of March 31, 2020

Kilns Delivered

Location Name	Number of Kilns	Art Dept Status
Stirling Elementary School	1	Delivered to school
Stoneman Douglas High School	1	Delivered to school
Stoneman Douglas High School	1	Delivered to warehouse
Stranahan High School	2	Delivered to warehouse
Sunshine Elementary School	1	Delivered to school
Taravella, J.P. High School	1	Delivered to school
Tequesta Trace Middle School	2	Delivered to school
Tradewinds Elementary School	1	Delivered to school
Village Elementary School	1	Delivered to school
Walker Elementary School	2	Delivered to school
Welleby Elementary School	1	Delivered to school
West Broward High School	1	Delivered to school
Westglades Middle School	2	Delivered to school
Whispering Pines Education Center	1	Delivered to school
Young, Virginia Shuman Elementary School	1	Delivered to school
Sub-Total	136	

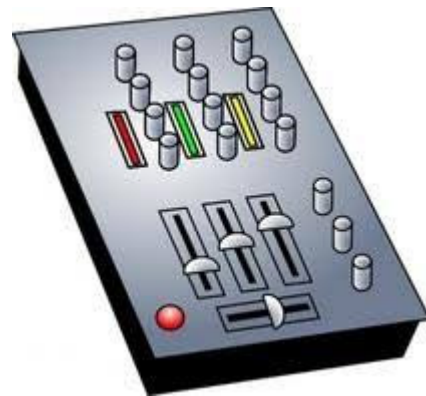
All Kilns

All Schools	Number of Kilns
Ordered	1
Delivered to warehouse	7
Delivered to school	128
Total	136



Theater Equipment - Applied Learning Department Quarter Ending March 31, 2020

With the conclusion of Quarter 3, all 39 schools that offer full or part time theater programs are beginning to use their new sound, lighting and/or stage equipment for their events and productions. All have completed their orders and most have had delivery and installation. Vendors are working with individual schools to complete the process. We are pleased that our theater programs are able to immediately enhance their performances with their new equipment or are anticipating it's use for their Spring productions. These upgrades enrich the quality of our theater education helping our schools offer some of the finest experiences for our students anywhere in the nation. Additionally, through training on this new state of the art equipment, our students are developing real world skills in the area of sound and light engineering further enhancing their well-rounded education.



Theater Equipment Status

School	Full/Part Time Program	Allocation	Amount Used *
Apollo Middle School	Full	14,000	14,000
Bethune, Mary M. Elementary School	Full	7,000	6,854
Cooper City High School	Part	14,000	10,940
Coral Glades High School	Full	42,000	41,884
Coral Springs High School	Full	42,000	43,131
Coral Springs Middle School	Part	7,000	6,518
Cypress Bay High School	Full	42,000	40,974
Deerfield Beach High School	Part	14,000	13,983
Dillard 6-12 School	Full	42,000	41,441
Everglades High School	Full	42,000	41,876
Falcon Cove Middle School	Full	14,000	13,818
Flanagan, Charles W. High School	Full	42,000	40,209
Fort Lauderdale High School	Full	42,000	30,958
Hallandale High School	Full	42,000	43,965
Hollywood Hills High School	Part	14,000	27,985
McArthur High School	Full	42,000	41,340
Miramar High School	Full	42,000	39,015
Monarch High School	Full	42,000	20,350
New Renaissance Middle School	Full	14,000	9,958
North Andrews Gardens Elementary School	Full	7,000	6,994
Nova High School	Full	42,000	40,286
Parkway Middle School	Full	14,000	14,000
Piper High School	Full	42,000	41,820
Plantation High School	Full	42,000	40,485
Pompano Beach High School	Part	14,000	13,977
Ramblewood Middle School	Full	14,000	13,995
Sawgrass Springs Middle School	Part	7,000	7,000
Seminole Middle School	Full	14,000	12,667
Silver Lakes Middle School	Part	7,000	6,992
South Broward High School	Full	42,000	41,961
South Plantation High School	Full	42,000	41,955
Stoneman Douglas High School	Full	42,000	43,687
Sunrise Middle School	Full	14,000	14,000
Taravella, J.P. High School	Full	42,000	41,972
Tequesta Trace Middle School	Full	14,000	9,075
Walker Elementary School	Full	7,000	7,000
West Broward High School	Part	14,000	13,999
Western High School	Full	42,000	43,321
Westglades Middle School	Full	14,000	13,999

Total

\$ 1,036,000

\$ 998,384

* Amount Used includes all orders received from schools and due to timing may differ from amounts reported in the Budget Activity Section.

Page 63 -- FY20 Q3

Section 3: Music & Art Equipment





Section 4

Athletics

Leslie Brown, Chief Portfolio Services Officer

SMART PROGRAM ATHLETICS

SMART Program Athletic initiatives are in good standing, with nearly all projects completed. Of the 15 track and 30 weight room enhancements funded by the SMART Program, the single project yet to reach the finish line is the Northeast High School weight room, which has been delayed.

Tracks



15

COMPLETED

Track
Upgrades

All SMART athletic track projects

(15 tracks – 3 middle schools and 12 high schools) have been complete as of September 30, 2018.

Weight Rooms



29

COMPLETED

Weight Room
Upgrades

Improvements include equipment, paint, murals, structural repairs, flooring, sound system, mirrors, lighting, electrical upgrades, etc.

The 30 High Schools covered by the weight room initiative have undergone a coordinated review for safety, ADA compliance, dimensional clearance, and gender equity prior to the release of funding.

Northeast High School Weight Room



**NORTHEAST
HIGH SCHOOL**

STATUS

Hire Contractor
Phase

The weight room is being relocated to a building that is set for construction and cannot proceed until construction for the building is complete.

Once the selected vendor gains access, the new weight room can be completed within 90 days.

Look ahead: Board approved the GMP after the quarter ended on April 21, 2020 with **construction expected to begin Q3 2020**.

TRACKS COMPLETED

2016 Tracks Completed


- Pioneer Middle School
- Seminole Middle School
- Apollo Middle School
- Stranahan High School
- Charles W. Flanagan High School
- Western High School
- Hallandale High School
- Hollywood Hills High School



Charles W. Flanagan HS



Stranahan HS



Hallandale Magnet HS




Western HS

2018 Tracks Completed

- Miramar High School
- Monarch High School
- Plantation High School
- Pompano Beach High School
- Cypress Bay High School
- West Broward High School
- J.P. Taravella High School




West Broward HS



Cypress Bay HS



Pompano Beach HS



Plantation HS

WEIGHT ROOMS COMPLETED

The following completed weight room projects are listed alphabetically by school name:

SCHOOL NAME	COMPLETION DATE
Blanche Ely High School	01/2018
Boyd Anderson High School	04/2018
Charles W. Flanagan High School	02/2018
Coconut Creek High School	01/2018
Cooper City High School	11/2018
Coral Glades High School	09/2018
Coral Springs High School	12/2018
Cypress Bay High School	01/2018
Deerfield Beach High School	12/2018
Dillard 6-12 School	01/2018
Everglades High School	01/2018
Fort Lauderdale High School	07/2018
Hallandale Magnet High School	09/2018
Hollywood Hills High School	02/2018
J.P. Taravella High School	07/2018
Lauderhill 6-12 Magnet School	03/2018
Marjory Stoneman Douglas High School	08/2018
McArthur High School	08/2018
Miramar High School	07/2018
Monarch High School	08/2018
Nova High School	01/2018

WEIGHT ROOMS COMPLETED (CONT.)

SCHOOL NAME	COMPLETION DATE
Piper High School	01/2018
Plantation High School	07/2018
Pompano Beach High School	09/2018
South Broward High School	02/2018
South Plantation High School	09/2018
Stranahan High School	01/2018
West Broward High School	09/2018
Western High School	07/2018

SMART FUNDED WEIGHT ROOMS



Coral Glades High



Fort Lauderdale High



Charles W. Flanagan High



Miramar High



South Plantation High



J.P. Taravella High



Marjory Stoneman Douglas High



Cooper City High



Coral Springs High

NORTHEAST HIGH WEIGHT ROOM

The upgrade to **Northeast High School's** weight room faces delays due to changes during the Design phase of its Primary Renovations project.

CURRENT STATUS: HIRE CONTRACTOR PHASE



- Pirtle Construction hired as the new Construction Manager for the school's SMART Renovations in August 2019
- Construction has therefore been extended to a planned completion date of Q4 2020
- The weight room is being relocated to a building that is set for Primary Renovations
- The new location will have new roofing, windows, air conditioning, and electrical work throughout
- The contractor will be able to begin work once renovations have been completed on the building, and can be finished within 90 days of gaining access
- **Look ahead:** Board approved the GMP after the quarter ended on April 21, 2020 with **construction expected to begin Q3 2020.**

