

# Nearpod's Canvas Quick Glance Guide



## Overview of Nearpod's Canvas Integration

Nearpod user (with a Pro account) are able to easily integrate lesson into Canvas. Nearpod's Canvas integration allows users to access the Nearpod website directly from Canvas. In addition, teachers are able to create Nearpod assignments for students within Canvas, capture Nearpod grades inside the Canvas Gradebook (with grade passback to Pinnacle), and view Nearpod submissions within the Canvas SpeedGrader.

## Step 1: Setting up the Integration

1. Open the Canvas Dashboard by clicking the **Canvas button** from the SSO launchpad. Click on the course tile to begin the setup process.
2. If Nearpod is not shown in your course navigation menu:
  - a. Click **Settings** → Click the **Navigation tab**.
  - b. Click on the **three dots next** to Nearpod → Choose **Enable**
  - c. Click **Save**.
3. Repeat for each of the classes which need Nearpod access. These steps will also need to be repeated each quarter/semester in new courses.
4. Once the integration is enabled, the Nearpod link will appear in the course navigation. Clicking on this Nearpod link will open Nearpod directly embedded within Canvas.
- 5.

fig.1

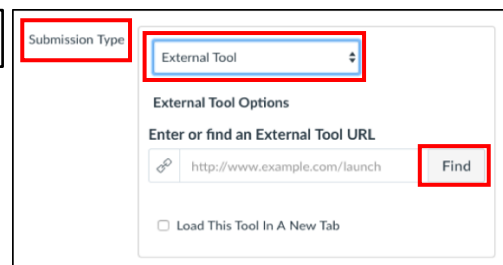
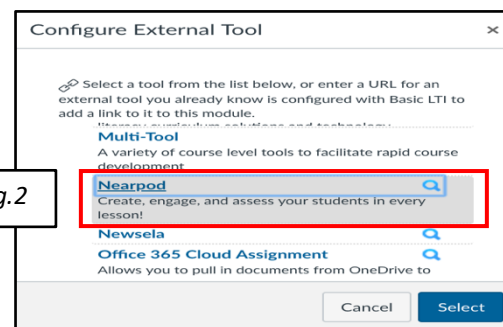


fig.2



## Step 2: Create a Nearpod Canvas Assignment

When a Nearpod assignment is created in Canvas and contains student submissions, Nearpod grades will sync to the Canvas Gradebook (with grade passback to Pinnacle).

1. Create and edit a Canvas assignment. Include point value and assignment instructions for students.
2. Under "Submission Type" choose "External Tool." Click **Find**. (fig. 1)
3. Scroll and click **Nearpod**. (fig. 2)
4. The Nearpod content selector will pop up. Type a specific title or subject into the content selector's search bar to find a lesson. **Click on the tile** of the lesson you want students to complete. (fig. 3)
5. Choose either a "**Live Lesson**" or a "**Student-Paced**" activity. (fig. 4)
6. The "Configure External Tool" window will appear next. Click **Select**.

fig.3

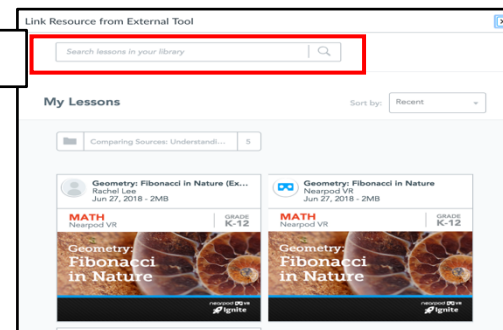
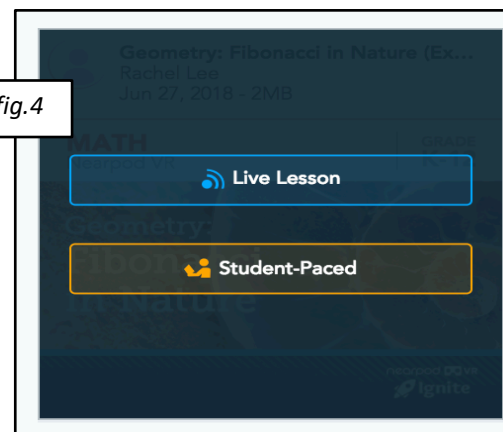


fig.4



## Step 3: Viewing Student Submissions

Student lesson submissions will sync automatically from Nearpod to Canvas. Each individual submission can be viewed in the Canvas SpeedGrader. Teachers are able to grade and provide feedback on the submitted work using all of the Canvas SpeedGrader features.