

# SMART Program Budget Activity Report

## Completed and Meets Standard Projects Detail Schedule for Quarter Ended March 31, 2018



GOB Referendum Approved by Voters on 11/4/2014 - 40 Months Since Approval

School/ Project	Original Budget	Current Budget	Prior Year Expenditures	Commitments	Current Year Expenditures	Balance
<b>Lakeside Elementary School</b>						
Additional Computers to Close Gap Project Number: 359185002	196,000	195,957	195,957	-	-	-
Wireless Network Upgrade and CAT 6 Data Port Upgrade Project Number: 359185003	83,000	53,043	53,043	-	-	-
Music Instruments Project Number: 359185009	50,000	50,000	23,289	6,877	19,826	8
<b>Lanier-James Education Center</b>						
Wireless Network Upgrade and CAT 6 Data Port Upgrade Project Number: 040585003	62,000	44,633	24,116	-	20,517	-
<b>Larkdale Elementary School</b>						
Additional Computers to Close Gap Project Number: 062185002	19,000	18,983	18,983	-	-	-
Wireless Network Upgrade and CAT 6 Data Port Upgrade Project Number: 062185003	40,000	35,174	35,174	-	-	-
<b>Lauderdale Lakes Middle School</b>						
Technology Infrastructure Upgrade Project Number: 170185001	9,000	6,582	6,582	-	-	-
Additional Computers to Close Gap Project Number: 170185002	112,000	111,846	111,846	-	-	-
Wireless Network Upgrade and CAT 6 Data Port Upgrade Project Number: 170185003	45,000	43,744	43,744	-	-	-

\* Project expenditures include, but are not limited to, construction costs, design costs, permitting costs, advertising costs during the planning and procurement phase, equipment, work orders, and Program Management fees.

There may be some additional financial activity on these projects as the final payments are made and all of the purchase orders are closed-out. When the projects are closed-out remaining balances (savings) are reported to the School Board and returned to the Capital Reserve.

This is a budget and expenditure activity report, and is not a construction status report.  
The accompanying introduction and notes are an integral part of this budget activity report.



# SMART Program Budget Activity Report

## Completed and Meets Standard Projects Detail Schedule for Quarter Ended March 31, 2018



GOB Referendum Approved by Voters on 11/4/2014 - 40 Months Since Approval

School/ Project	Original Budget	Current Budget	Prior Year Expenditures	Commitments	Current Year Expenditures	Balance
<b>Lauderdale Lakes Middle School</b>						
Music Instruments Project Number: 170185009	100,000	100,000	99,996	-	-	4
<b>Lauderdale Manors Early Learning and Resource Center</b>						
Wireless Network Upgrade and CAT 6 Data Port Upgrade Project Number: 043185003	11,000	10,996	10,996	-	-	-
<b>Lauderhill 6-12 School</b>						
Technology Infrastructure Upgrade Project Number: 139185001	17,000	-	-	-	-	-
Wireless Network Upgrade and CAT 6 Data Port Upgrade Project Number: 139185003	115,000	103,790	66,047	-	37,743	-
Weight Room Renovation Project Number: p.002048	121,000	121,000	-	113,324	-	7,676
<b>Lauderhill-Paul Turner Elementary School</b>						
Additional Computers to Close Gap Project Number: 138185002	165,000	164,988	164,988	-	-	-
Wireless Network Upgrade and CAT 6 Data Port Upgrade Project Number: 138185003	51,000	37,548	37,548	-	-	-
Music Instruments Project Number: 138185009	50,000	50,000	14,244	33,216	2,539	1
<b>Liberty Elementary School</b>						
Technology Infrastructure Upgrade Project Number: 382185001	26,000	12,834	12,834	-	-	-

\* Project expenditures include, but are not limited to, construction costs, design costs, permitting costs, advertising costs during the planning and procurement phase, equipment, work orders, and Program Management fees.

There may be some additional financial activity on these projects as the final payments are made and all of the purchase orders are closed-out. When the projects are closed-out remaining balances (savings) are reported to the School Board and returned to the Capital Reserve.

This is a budget and expenditure activity report, and is not a construction status report. The accompanying introduction and notes are an integral part of this budget activity report.





# SMART Program Budget Activity Report

## Completed and Meets Standard Projects Detail Schedule for Quarter Ended March 31, 2018



GOB Referendum Approved by Voters on 11/4/2014 - 40 Months Since Approval

School/ Project	Original Budget	Current Budget	Prior Year Expenditures	Commitments	Current Year Expenditures	Balance
<b>Liberty Elementary School</b>						
Additional Computers to Close Gap Project Number: 382185002	262,000	261,909	261,909	-	-	-
Wireless Network Upgrade and CAT 6 Data Port Upgrade Project Number: 382185003	105,000	76,647	76,647	-	-	-
Music Instruments Project Number: 382185009	50,000	50,000	16,576	7,834	25,589	1
School Choice Enhancement Project Number: P.001714	100,000	100,000	63,551	-	36,449	-
<b>Lloyd Estates Elementary School</b>						
Additional Computers to Close Gap Project Number: 109185002	151,000	150,966	150,966	-	-	-
Wireless Network Upgrade and CAT 6 Data Port Upgrade Project Number: 109185003	28,000	24,830	24,830	-	-	-
Music Instruments Project Number: 109185009	50,000	50,000	2,997	15,129	31,862	12
School Choice Enhancement Project Number: P.001891	100,000	100,000	23,566	-	75,994	440
<b>Lyons Creek Middle School</b>						
Technology Infrastructure Upgrade Project Number: 310185001	192,000	165,569	165,569	-	-	-
Additional Computers to Close Gap Project Number: 310185002	225,000	224,979	224,979	-	-	-

\* Project expenditures include, but are not limited to, construction costs, design costs, permitting costs, advertising costs during the planning and procurement phase, equipment, work orders, and Program Management fees.

There may be some additional financial activity on these projects as the final payments are made and all of the purchase orders are closed-out. When the projects are closed-out remaining balances (savings) are reported to the School Board and returned to the Capital Reserve.

This is a budget and expenditure activity report, and is not a construction status report. The accompanying introduction and notes are an integral part of this budget activity report.



# SMART Program Budget Activity Report

## Completed and Meets Standard Projects Detail Schedule for Quarter Ended March 31, 2018



GOB Referendum Approved by Voters on 11/4/2014 - 40 Months Since Approval

School/ Project	Original Budget	Current Budget	Prior Year Expenditures	Commitments	Current Year Expenditures	Balance
<b>Lyons Creek Middle School</b>						
Wireless Network Upgrade and CAT 6 Data Port Upgrade Project Number: 310185003	11,000	7,575	7,575	-	-	-
Music Instruments Project Number: 310185009	100,000	100,000	67,616	-	32,315	69
<b>Manatee Bay Elementary School</b>						
Technology Infrastructure Upgrade Project Number: 384185001	65,000	40,991	40,991	-	-	-
Additional Computers to Close Gap Project Number: 384185002	304,000	303,892	303,892	-	-	-
Wireless Network Upgrade and CAT 6 Data Port Upgrade Project Number: 384185003	113,000	76,077	76,077	-	-	-
Music Instruments Project Number: 384185009	50,000	50,000	-	814	49,184	2
<b>Maplewood Elementary School</b>						
Technology Infrastructure Upgrade Project Number: 274185001	84,000	42,552	42,552	-	-	-
Additional Computers to Close Gap Project Number: 274185002	148,000	147,639	147,639	-	-	-
Wireless Network Upgrade and CAT 6 Data Port Upgrade Project Number: 274185003	99,000	52,586	52,586	-	-	-
Music Instruments Project Number: 274185009	50,000	50,000	23,872	12,482	13,537	109

\* Project expenditures include, but are not limited to, construction costs, design costs, permitting costs, advertising costs during the planning and procurement phase, equipment, work orders, and Program Management fees.

There may be some additional financial activity on these projects as the final payments are made and all of the purchase orders are closed-out. When the projects are closed-out remaining balances (savings) are reported to the School Board and returned to the Capital Reserve.

This is a budget and expenditure activity report, and is not a construction status report.  
The accompanying introduction and notes are an integral part of this budget activity report.



# SMART Program Budget Activity Report

## Completed and Meets Standard Projects Detail Schedule for Quarter Ended March 31, 2018



GOB Referendum Approved by Voters on 11/4/2014 - 40 Months Since Approval

School/ Project	Original Budget	Current Budget	Prior Year Expenditures	Commitments	Current Year Expenditures	Balance
<b>Margate Elementary School</b>						
Technology Infrastructure Upgrade Project Number: 116185001	34,000	23,227	23,227	-	-	-
Additional Computers to Close Gap Project Number: 116185002	228,000	227,909	227,909	-	-	-
Wireless Network Upgrade and CAT 6 Data Port Upgrade Project Number: 116185003	125,000	75,728	75,728	-	-	-
Music Instruments Project Number: 116185009	50,000	50,000	12,872	9,403	27,724	1
<b>Margate Middle School</b>						
Technology Infrastructure Upgrade Project Number: 058185001	4,000	-	-	-	-	-
Additional Computers to Close Gap Project Number: 058185002	146,000	145,842	145,842	-	-	-
Wireless Network Upgrade and CAT 6 Data Port Upgrade Project Number: 058185003	136,000	83,218	44,647	-	38,571	-
<b>Markham, C. Robert Elementary School</b>						
Technology Infrastructure Upgrade Project Number: 167185001	4,000	3,956	3,956	-	-	-
Additional Computers to Close Gap Project Number: 167185002	155,000	154,995	154,995	-	-	-

\* Project expenditures include, but are not limited to, construction costs, design costs, permitting costs, advertising costs during the planning and procurement phase, equipment, work orders, and Program Management fees.

There may be some additional financial activity on these projects as the final payments are made and all of the purchase orders are closed-out. When the projects are closed-out remaining balances (savings) are reported to the School Board and returned to the Capital Reserve.

This is a budget and expenditure activity report, and is not a construction status report. The accompanying introduction and notes are an integral part of this budget activity report.



# SMART Program Budget Activity Report

## Completed and Meets Standard Projects Detail Schedule for Quarter Ended March 31, 2018



GOB Referendum Approved by Voters on 11/4/2014 - 40 Months Since Approval

School/ Project	Original Budget	Current Budget	Prior Year Expenditures	Commitments	Current Year Expenditures	Balance
<b>Markham, C. Robert Elementary School</b>						
Wireless Network Upgrade and CAT 6 Data Port Upgrade Project Number: 167185003	42,000	25,967	25,967	-	-	-
<b>Mavericks High of Central Broward County</b>						
Charter School Technology Project Number: 548185004	105,798	105,721	105,721	-	-	-
<b>Mavericks High School of North Broward</b>						
Charter School Technology Project Number: 500985004	107,296	107,294	107,294	-	-	-
<b>McArthur High School</b>						
Technology Infrastructure Upgrade Project Number: 024185001	26,000	9,665	-	-	9,665	-
Additional Computers to Close Gap Project Number: 024185002	263,000	262,988	262,988	-	-	-
Wireless Network Upgrade and CAT 6 Data Port Upgrade Project Number: 024185003	191,000	111,877	44,446	-	67,431	-
Music Instruments Project Number: 024185009	300,000	300,000	299,297	604	-	99
Facil Projects - SMART Project Number: 024185010	540,000	-	-	-	-	-
<b>McFatter Technical College</b>						
Technology Infrastructure Upgrade Project Number: 129185001	362,000	329,280	329,280	-	-	-
Wireless Network Upgrade and CAT 6 Data Port Upgrade Project Number: 129185003	126,000	94,296	94,296	-	-	-

\* Project expenditures include, but are not limited to, construction costs, design costs, permitting costs, advertising costs during the planning and procurement phase, equipment, work orders, and Program Management fees.

There may be some additional financial activity on these projects as the final payments are made and all of the purchase orders are closed-out. When the projects are closed-out remaining balances (savings) are reported to the School Board and returned to the Capital Reserve.

This is a budget and expenditure activity report, and is not a construction status report. The accompanying introduction and notes are an integral part of this budget activity report.



# SMART Program Budget Activity Report

## Completed and Meets Standard Projects Detail Schedule for Quarter Ended March 31, 2018



GOB Referendum Approved by Voters on 11/4/2014 - 40 Months Since Approval

School/ Project	Original Budget	Current Budget	Prior Year Expenditures	Commitments	Current Year Expenditures	Balance
<b>McFatter Technical, Broward Fire Academy</b>						
Technology Infrastructure Upgrade Project Number: 277185001	13,000	8,259	8,259	-	-	-
School Choice Enhancement Project Number: P.001790	100,000	100,000	99,799	-	201	-
<b>McNab Elementary School</b>						
Technology Infrastructure Upgrade Project Number: 084185001	92,000	64,075	64,075	-	-	-
Additional Computers to Close Gap Project Number: 084185002	124,000	123,994	123,994	-	-	-
Wireless Network Upgrade and CAT 6 Data Port Upgrade Project Number: 084185003	52,000	-	-	-	-	-
Music Instruments Project Number: 084185009	50,000	50,000	25,387	858	23,755	-
<b>McNicol Middle School</b>						
Wireless Network Upgrade and CAT 6 Data Port Upgrade Project Number: 048185003	65,000	49,731	49,731	-	-	-
School Choice Enhancement Project Number: P.001701	100,000	100,000	95,391	755	3,782	72
<b>Meadowbrook Elementary School</b>						
Additional Computers to Close Gap Project Number: 076185002	183,000	182,918	182,918	-	-	-
Wireless Network Upgrade and CAT 6 Data Port Upgrade Project Number: 076185003	40,000	35,458	35,458	-	-	-

\* Project expenditures include, but are not limited to, construction costs, design costs, permitting costs, advertising costs during the planning and procurement phase, equipment, work orders, and Program Management fees.

There may be some additional financial activity on these projects as the final payments are made and all of the purchase orders are closed-out. When the projects are closed-out remaining balances (savings) are reported to the School Board and returned to the Capital Reserve.

This is a budget and expenditure activity report, and is not a construction status report. The accompanying introduction and notes are an integral part of this budget activity report.



# SMART Program Budget Activity Report

## Completed and Meets Standard Projects Detail Schedule for Quarter Ended March 31, 2018



GOB Referendum Approved by Voters on 11/4/2014 - 40 Months Since Approval

School/ Project	Original Budget	Current Budget	Prior Year Expenditures	Commitments	Current Year Expenditures	Balance
<b>Meadowbrook Elementary School</b>						
Music Instruments Project Number: 076185009	50,000	50,000	13,729	-	35,128	1,143
<b>Millennium 6-12 Collegiate Academy</b>						
Additional Computers to Close Gap Project Number: 477285002	290,000	289,892	289,892	-	-	-
Wireless Network Upgrade and CAT 6 Data Port Upgrade Project Number: 477285003	124,000	89,041	89,041	-	-	-
Music Instruments Project Number: 477285009	100,000	100,000	76,513	-	23,256	231
<b>Miramar Elementary School</b>						
Technology Infrastructure Upgrade Project Number: 053185001	17,000	-	-	-	-	-
Additional Computers to Close Gap Project Number: 053185002	210,000	209,973	209,973	-	-	-
Wireless Network Upgrade and CAT 6 Data Port Upgrade Project Number: 053185003	96,000	63,993	63,993	-	-	-
Music Instruments Project Number: 053185009	50,000	50,000	6,277	2,521	41,201	1
<b>Miramar High School</b>						
Additional Computers to Close Gap Project Number: 175185002	598,000	597,944	597,944	-	-	-
Wireless Network Upgrade and CAT 6 Data Port Upgrade Project Number: 175185003	248,000	162,984	162,984	-	-	-

\* Project expenditures include, but are not limited to, construction costs, design costs, permitting costs, advertising costs during the planning and procurement phase, equipment, work orders, and Program Management fees.

There may be some additional financial activity on these projects as the final payments are made and all of the purchase orders are closed-out. When the projects are closed-out remaining balances (savings) are reported to the School Board and returned to the Capital Reserve.

This is a budget and expenditure activity report, and is not a construction status report. The accompanying introduction and notes are an integral part of this budget activity report.



# SMART Program Budget Activity Report

## Completed and Meets Standard Projects Detail Schedule for Quarter Ended March 31, 2018



GOB Referendum Approved by Voters on 11/4/2014 - 40 Months Since Approval

School/ Project	Original Budget	Current Budget	Prior Year Expenditures	Commitments	Current Year Expenditures	Balance
<b>Miramar High School</b>						
Music Instruments Project Number: 175185009	300,000	300,000	30,972	20,614	242,790	5,624
Track Resurfacing Project Number: P.002051	300,000	300,000	14,267	180,634	-	105,099
<b>Mirror Lake Elementary School</b>						
Additional Computers to Close Gap Project Number: 184185002	60,000	59,945	59,945	-	-	-
Wireless Network Upgrade and CAT 6 Data Port Upgrade Project Number: 184185003	85,000	52,462	19,849	-	32,613	-
Music Instruments Project Number: 184185009	50,000	50,000	-	12,842	37,153	5
<b>Monarch High School</b>						
Technology Infrastructure Upgrade Project Number: 354185001	304,000	214,904	214,904	-	-	-
Additional Computers to Close Gap Project Number: 354185002	596,000	595,974	595,974	-	-	-
Wireless Network Upgrade and CAT 6 Data Port Upgrade Project Number: 354185003	14,000	8,686	8,686	-	-	-
Music Instruments Project Number: 354185009	300,000	300,000	299,997	-	-	3
Track Resurfacing Project Number: p.002058	300,000	335,000	-	-	110,645	224,355

\* Project expenditures include, but are not limited to, construction costs, design costs, permitting costs, advertising costs during the planning and procurement phase, equipment, work orders, and Program Management fees.

There may be some additional financial activity on these projects as the final payments are made and all of the purchase orders are closed-out. When the projects are closed-out remaining balances (savings) are reported to the School Board and returned to the Capital Reserve.

This is a budget and expenditure activity report, and is not a construction status report. The accompanying introduction and notes are an integral part of this budget activity report.



# SMART Program Budget Activity Report

## Completed and Meets Standard Projects Detail Schedule for Quarter Ended March 31, 2018



GOB Referendum Approved by Voters on 11/4/2014 - 40 Months Since Approval

School/ Project	Original Budget	Current Budget	Prior Year Expenditures	Commitments	Current Year Expenditures	Balance
<b>Morrow Elementary School</b>						
Additional Computers to Close Gap Project Number: 269185002	71,000	70,888	70,888	-	-	-
Wireless Network Upgrade and CAT 6 Data Port Upgrade Project Number: 269185003	90,000	77,553	57,016	-	20,537	-
Facil Projects - SMART Project Number: 269185010	60,000	-	-	-	-	-
<b>New Renaissance Middle School</b>						
Additional Computers to Close Gap Project Number: 391185002	155,000	154,973	154,973	-	-	-
Wireless Network Upgrade and CAT 6 Data Port Upgrade Project Number: 391185003	137,000	109,211	33,474	-	75,737	-
Music Instruments Project Number: 391185009	100,000	100,000	-	13,145	86,854	1
<b>New River Middle School</b>						
Additional Computers to Close Gap Project Number: 088185002	244,000	243,975	243,975	-	-	-
Wireless Network Upgrade and CAT 6 Data Port Upgrade Project Number: 088185003	68,000	59,913	59,913	-	-	-
Music Instruments Project Number: 088185009	100,000	100,000	99,987	-	-	13
<b>Nob Hill Elementary School</b>						
Technology Infrastructure Upgrade Project Number: 267185001	34,000	5,249	5,249	-	-	-

\* Project expenditures include, but are not limited to, construction costs, design costs, permitting costs, advertising costs during the planning and procurement phase, equipment, work orders, and Program Management fees.

There may be some additional financial activity on these projects as the final payments are made and all of the purchase orders are closed-out. When the projects are closed-out remaining balances (savings) are reported to the School Board and returned to the Capital Reserve.

This is a budget and expenditure activity report, and is not a construction status report. The accompanying introduction and notes are an integral part of this budget activity report.





# SMART Program Budget Activity Report

## Completed and Meets Standard Projects Detail Schedule for Quarter Ended March 31, 2018



GOB Referendum Approved by Voters on 11/4/2014 - 40 Months Since Approval

School/ Project	Original Budget	Current Budget	Prior Year Expenditures	Commitments	Current Year Expenditures	Balance
<b>Nob Hill Elementary School</b>						
Additional Computers to Close Gap Project Number: 267185002	179,000	178,901	178,901	-	-	-
Wireless Network Upgrade and CAT 6 Data Port Upgrade Project Number: 267185003	91,000	49,236	49,236	-	-	-
Music Instruments Project Number: 267185009	50,000	50,000	4,681	32,127	13,189	3
<b>Norcrest Elementary School</b>						
Technology Infrastructure Upgrade Project Number: 056185001	114,000	56,230	56,230	-	-	-
Additional Computers to Close Gap Project Number: 056185002	217,000	216,612	216,612	-	-	-
Wireless Network Upgrade and CAT 6 Data Port Upgrade Project Number: 056185003	104,000	58,598	58,598	-	-	-
Music Instruments Project Number: 056185009	50,000	50,000	6,347	25,592	18,061	-
School Choice Enhancement Project Number: P.001770	100,000	100,000	98,810	-	1,140	50
<b>North Andrews Gardens Elementary School</b>						
Additional Computers to Close Gap Project Number: 052185002	221,000	221,000	221,000	-	-	-
Wireless Network Upgrade and CAT 6 Data Port Upgrade Project Number: 052185003	98,000	58,970	58,970	-	-	-

\* Project expenditures include, but are not limited to, construction costs, design costs, permitting costs, advertising costs during the planning and procurement phase, equipment, work orders, and Program Management fees.

There may be some additional financial activity on these projects as the final payments are made and all of the purchase orders are closed-out. When the projects are closed-out remaining balances (savings) are reported to the School Board and returned to the Capital Reserve.

This is a budget and expenditure activity report, and is not a construction status report. The accompanying introduction and notes are an integral part of this budget activity report.



# SMART Program Budget Activity Report

## Completed and Meets Standard Projects Detail Schedule for Quarter Ended March 31, 2018



GOB Referendum Approved by Voters on 11/4/2014 - 40 Months Since Approval

School/ Project	Original Budget	Current Budget	Prior Year Expenditures	Commitments	Current Year Expenditures	Balance
<b>North Andrews Gardens Elementary School</b>						
Music Instruments Project Number: 052185009	50,000	50,000	38,148	1,610	10,076	166
<b>North Broward Academy of Excellence Elementary</b>						
Charter School Technology Project Number: 516185004	204,402	204,400	204,400	-	-	-
<b>North Broward Academy of Excellence Middle</b>						
Charter School Technology Project Number: 537185004	105,198	105,195	105,195	-	-	-
<b>North Fork Elementary School</b>						
Wireless Network Upgrade and CAT 6 Data Port Upgrade Project Number: 119185003	55,000	31,213	31,213	-	-	0
<b>North Lauderdale Elementary School</b>						
Technology Infrastructure Upgrade Project Number: 223185001	66,000	38,471	38,071	-	400	-
Additional Computers to Close Gap Project Number: 223185002	91,000	90,891	90,891	-	-	-
Wireless Network Upgrade and CAT 6 Data Port Upgrade Project Number: 223185003	97,000	63,122	3,923	-	59,199	-
Music Instruments Project Number: 223185009	50,000	50,000	-	26,212	23,787	1

\* Project expenditures include, but are not limited to, construction costs, design costs, permitting costs, advertising costs during the planning and procurement phase, equipment, work orders, and Program Management fees.

There may be some additional financial activity on these projects as the final payments are made and all of the purchase orders are closed-out. When the projects are closed-out remaining balances (savings) are reported to the School Board and returned to the Capital Reserve.

This is a budget and expenditure activity report, and is not a construction status report. The accompanying introduction and notes are an integral part of this budget activity report.



# SMART Program Budget Activity Report

## Completed and Meets Standard Projects Detail Schedule for Quarter Ended March 31, 2018



GOB Referendum Approved by Voters on 11/4/2014 - 40 Months Since Approval

School/ Project	Original Budget	Current Budget	Prior Year Expenditures	Commitments	Current Year Expenditures	Balance
<b>North Side Elementary School</b>						
Additional Computers to Close Gap Project Number: 004185002	81,000	80,977	80,977	-	-	-
Wireless Network Upgrade and CAT 6 Data Port Upgrade Project Number: 004185003	29,000	26,288	26,288	-	-	-
School Choice Enhancement Project Number: P.002021	100,000	100,000	6,756	-	93,244	-
<b>Northeast High School</b>						
Technology Infrastructure Upgrade Project Number: 124185001	326,000	304,215	304,215	-	-	-
Additional Computers to Close Gap Project Number: 124185002	419,000	418,983	418,983	-	-	-
Wireless Network Upgrade and CAT 6 Data Port Upgrade Project Number: 124185003	119,000	116,435	116,435	-	-	-
Music Instruments Project Number: 124185009	300,000	300,000	287,461	1,347	10,769	423
<b>Nova Blanche Forman Elementary School</b>						
Technology Infrastructure Upgrade Project Number: 128285001	60,000	25,621	25,621	-	-	-
Additional Computers to Close Gap Project Number: 128285002	171,000	170,556	170,556	-	-	-
Wireless Network Upgrade and CAT 6 Data Port Upgrade Project Number: 128285003	51,000	50,299	50,299	-	-	-

\* Project expenditures include, but are not limited to, construction costs, design costs, permitting costs, advertising costs during the planning and procurement phase, equipment, work orders, and Program Management fees.

There may be some additional financial activity on these projects as the final payments are made and all of the purchase orders are closed-out. When the projects are closed-out remaining balances (savings) are reported to the School Board and returned to the Capital Reserve.

This is a budget and expenditure activity report, and is not a construction status report. The accompanying introduction and notes are an integral part of this budget activity report.



# SMART Program Budget Activity Report

## Completed and Meets Standard Projects Detail Schedule for Quarter Ended March 31, 2018



GOB Referendum Approved by Voters on 11/4/2014 - 40 Months Since Approval

School/ Project	Original Budget	Current Budget	Prior Year Expenditures	Commitments	Current Year Expenditures	Balance
<b>Nova Blanche Forman Elementary School</b>						
Music Instruments Project Number: 128285009	50,000	50,000	23,998	60	25,941	1
<b>Nova Dwight D Eisenhower Elementary School</b>						
Technology Infrastructure Upgrade Project Number: 127185001	8,000	7,689	-	-	7,689	-
Additional Computers to Close Gap Project Number: 127185002	48,000	47,991	47,991	-	-	-
Wireless Network Upgrade and CAT 6 Data Port Upgrade Project Number: 127185003	88,000	78,681	23,254	-	55,427	-
<b>Nova High School</b>						
Technology Infrastructure Upgrade Project Number: 128185001	270,000	270,000	270,000	-	-	-
Additional Computers to Close Gap Project Number: 128185002	501,000	500,979	500,979	-	-	-
Wireless Network Upgrade and CAT 6 Data Port Upgrade Project Number: 128185003	91,000	91,000	91,000	-	-	-
Music Instruments Project Number: 128185009	300,000	300,000	295,697	374	-	3,929
School Choice Enhancement Project Number: P.001811	100,000	100,000	99,963	-	-	37
Weight Room Renovation Project Number: P.002017	121,000	121,000	-	-	120,131	869

\* Project expenditures include, but are not limited to, construction costs, design costs, permitting costs, advertising costs during the planning and procurement phase, equipment, work orders, and Program Management fees.

There may be some additional financial activity on these projects as the final payments are made and all of the purchase orders are closed-out. When the projects are closed-out remaining balances (savings) are reported to the School Board and returned to the Capital Reserve.

This is a budget and expenditure activity report, and is not a construction status report. The accompanying introduction and notes are an integral part of this budget activity report.



# SMART Program Budget Activity Report

## Completed and Meets Standard Projects Detail Schedule for Quarter Ended March 31, 2018



GOB Referendum Approved by Voters on 11/4/2014 - 40 Months Since Approval

School/ Project	Original Budget	Current Budget	Prior Year Expenditures	Commitments	Current Year Expenditures	Balance
<b>Nova Middle School</b>						
Technology Infrastructure Upgrade Project Number: 131185001	200,000	199,981	199,981	-	-	-
Additional Computers to Close Gap Project Number: 131185002	62,000	61,889	61,889	-	-	-
Wireless Network Upgrade and CAT 6 Data Port Upgrade Project Number: 131185003	51,000	50,984	50,984	-	-	-
Music Instruments Project Number: 131185009	100,000	100,000	-	6,820	93,152	28
School Choice Enhancement Project Number: P.001997	100,000	100,000	-	-	99,999	1
<b>Oakland Park Elementary School</b>						
Technology Infrastructure Upgrade Project Number: 003185001	43,000	30,966	30,966	-	-	-
Additional Computers to Close Gap Project Number: 003185002	148,000	147,987	147,987	-	-	-
Wireless Network Upgrade and CAT 6 Data Port Upgrade Project Number: 003185003	77,000	54,853	54,853	-	-	-
<b>Oakridge Elementary School</b>						
Technology Infrastructure Upgrade Project Number: 046185001	13,000	10,802	10,802	-	-	-
Additional Computers to Close Gap Project Number: 046185002	154,000	153,927	153,927	-	-	-

\* Project expenditures include, but are not limited to, construction costs, design costs, permitting costs, advertising costs during the planning and procurement phase, equipment, work orders, and Program Management fees.

There may be some additional financial activity on these projects as the final payments are made and all of the purchase orders are closed-out. When the projects are closed-out remaining balances (savings) are reported to the School Board and returned to the Capital Reserve.

This is a budget and expenditure activity report, and is not a construction status report. The accompanying introduction and notes are an integral part of this budget activity report.



# SMART Program Budget Activity Report

## Completed and Meets Standard Projects Detail Schedule for Quarter Ended March 31, 2018



GOB Referendum Approved by Voters on 11/4/2014 - 40 Months Since Approval

School/ Project	Original Budget	Current Budget	Prior Year Expenditures	Commitments	Current Year Expenditures	Balance
<b>Oakridge Elementary School</b>						
Wireless Network Upgrade and CAT 6 Data Port Upgrade Project Number: 046185003	75,000	46,937	46,937	-	-	-
Music Instruments Project Number: 046185009	50,000	50,000	7,430	33,411	9,158	1
School Choice Enhancement Project Number: P.001775	100,000	100,000	72,064	-	27,936	-
Single Point of Entry Project Number: P.001911	60,000	60,000	12,566	34	40,200	7,200
<b>Olsen Middle School</b>						
Technology Infrastructure Upgrade Project Number: 047185001	54,000	25,598	-	-	23,986	1,612
Additional Computers to Close Gap Project Number: 047185002	125,000	124,991	124,991	-	-	-
Wireless Network Upgrade and CAT 6 Data Port Upgrade Project Number: 047185003	145,000	74,216	-	-	74,216	-
Single Point of Entry Project Number: P.001833	233,000	233,000	20,971	2,507	171,922	37,600
<b>Orange Brook Elementary School</b>						
Additional Computers to Close Gap Project Number: 071185002	235,000	234,983	234,983	-	-	-
Wireless Network Upgrade and CAT 6 Data Port Upgrade Project Number: 071185003	47,000	16,594	16,594	-	-	-
Music Instruments Project Number: 071185009	50,000	50,000	7,854	7,088	35,044	14

\* Project expenditures include, but are not limited to, construction costs, design costs, permitting costs, advertising costs during the planning and procurement phase, equipment, work orders, and Program Management fees.

There may be some additional financial activity on these projects as the final payments are made and all of the purchase orders are closed-out. When the projects are closed-out remaining balances (savings) are reported to the School Board and returned to the Capital Reserve.

This is a budget and expenditure activity report, and is not a construction status report. The accompanying introduction and notes are an integral part of this budget activity report.



# SMART Program Budget Activity Report

## Completed and Meets Standard Projects Detail Schedule for Quarter Ended March 31, 2018



GOB Referendum Approved by Voters on 11/4/2014 - 40 Months Since Approval

School/ Project	Original Budget	Current Budget	Prior Year Expenditures	Commitments	Current Year Expenditures	Balance
<b>Oriole Elementary School</b>						
Technology Infrastructure Upgrade Project Number: 183185001	4,000	3,970	3,970	-	-	-
Additional Computers to Close Gap Project Number: 183185002	199,000	198,972	198,972	-	-	-
Wireless Network Upgrade and CAT 6 Data Port Upgrade Project Number: 183185003	39,000	32,340	32,340	-	-	0
<b>Palm Cove Elementary School</b>						
Technology Infrastructure Upgrade Project Number: 331185001	30,000	29,917	29,917	-	-	-
Additional Computers to Close Gap Project Number: 331185002	144,000	143,864	143,864	-	-	-
Wireless Network Upgrade and CAT 6 Data Port Upgrade Project Number: 331185003	114,000	68,184	68,184	-	-	-
Music Instruments Project Number: 331185009	50,000	50,000	13,680	-	36,056	264
<b>Palmview Elementary School</b>						
Technology Infrastructure Upgrade Project Number: 113185001	9,000	4,236	4,236	-	-	-
Additional Computers to Close Gap Project Number: 113185002	202,000	202,000	202,000	-	-	-

\* Project expenditures include, but are not limited to, construction costs, design costs, permitting costs, advertising costs during the planning and procurement phase, equipment, work orders, and Program Management fees.

There may be some additional financial activity on these projects as the final payments are made and all of the purchase orders are closed-out. When the projects are closed-out remaining balances (savings) are reported to the School Board and returned to the Capital Reserve.

This is a budget and expenditure activity report, and is not a construction status report. The accompanying introduction and notes are an integral part of this budget activity report.



# SMART Program Budget Activity Report

## Completed and Meets Standard Projects Detail Schedule for Quarter Ended March 31, 2018



GOB Referendum Approved by Voters on 11/4/2014 - 40 Months Since Approval

School/ Project	Original Budget	Current Budget	Prior Year Expenditures	Commitments	Current Year Expenditures	Balance
<b>Palmview Elementary School</b>						
Wireless Network Upgrade and CAT 6 Data Port Upgrade Project Number: 113185003	66,000	46,987	46,987	-	-	-
<b>Panther Run Elementary School</b>						
Technology Infrastructure Upgrade Project Number: 357185001	113,000	97,289	97,289	-	-	-
Additional Computers to Close Gap Project Number: 357185002	148,000	147,665	147,665	-	-	-
Wireless Network Upgrade and CAT 6 Data Port Upgrade Project Number: 357185003	44,000	38,538	38,538	-	-	-
Music Instruments Project Number: 357185009	50,000	50,000	18,178	12,802	19,020	-
<b>Paragon Academy of Technology</b>						
Charter School Technology Project Number: 538185004	37,464	37,451	37,451	-	-	-
<b>Park Lakes Elementary School</b>						
Technology Infrastructure Upgrade Project Number: 376185001	34,000	19,956	19,956	-	-	-
Additional Computers to Close Gap Project Number: 376185002	236,000	235,867	235,867	-	-	-
Wireless Network Upgrade and CAT 6 Data Port Upgrade Project Number: 376185003	122,000	78,275	78,275	-	-	-
Music Instruments Project Number: 376185009	50,000	50,000	8,755	31,073	10,064	108

\* Project expenditures include, but are not limited to, construction costs, design costs, permitting costs, advertising costs during the planning and procurement phase, equipment, work orders, and Program Management fees.

There may be some additional financial activity on these projects as the final payments are made and all of the purchase orders are closed-out. When the projects are closed-out remaining balances (savings) are reported to the School Board and returned to the Capital Reserve.

This is a budget and expenditure activity report, and is not a construction status report. The accompanying introduction and notes are an integral part of this budget activity report.





# SMART Program Budget Activity Report

## Completed and Meets Standard Projects Detail Schedule for Quarter Ended March 31, 2018



GOB Referendum Approved by Voters on 11/4/2014 - 40 Months Since Approval

School/ Project	Original Budget	Current Budget	Prior Year Expenditures	Commitments	Current Year Expenditures	Balance
<b>Park Ridge Elementary School</b>						
Technology Infrastructure Upgrade Project Number: 195185001	97,000	28,739	28,739	-	-	-
Additional Computers to Close Gap Project Number: 195185002	147,000	146,897	146,897	-	-	-
Wireless Network Upgrade and CAT 6 Data Port Upgrade Project Number: 195185003	67,000	44,625	44,625	-	-	-
<b>Park Springs Elementary School</b>						
Technology Infrastructure Upgrade Project Number: 317185001	56,000	22,286	22,286	-	-	-
Additional Computers to Close Gap Project Number: 317185002	258,000	257,873	257,873	-	-	-
Wireless Network Upgrade and CAT 6 Data Port Upgrade Project Number: 317185003	116,000	74,085	74,085	-	-	-
<b>Park Trails Elementary School</b>						
Technology Infrastructure Upgrade Project Number: 378185001	23,000	-	-	-	-	-
Additional Computers to Close Gap Project Number: 378185002	349,000	348,873	348,873	-	-	-
Wireless Network Upgrade and CAT 6 Data Port Upgrade Project Number: 378185003	142,000	82,249	82,249	-	-	-

\* Project expenditures include, but are not limited to, construction costs, design costs, permitting costs, advertising costs during the planning and procurement phase, equipment, work orders, and Program Management fees.

There may be some additional financial activity on these projects as the final payments are made and all of the purchase orders are closed-out. When the projects are closed-out remaining balances (savings) are reported to the School Board and returned to the Capital Reserve.

This is a budget and expenditure activity report, and is not a construction status report. The accompanying introduction and notes are an integral part of this budget activity report.



# SMART Program Budget Activity Report

## Completed and Meets Standard Projects Detail Schedule for Quarter Ended March 31, 2018



GOB Referendum Approved by Voters on 11/4/2014 - 40 Months Since Approval

School/ Project	Original Budget	Current Budget	Prior Year Expenditures	Commitments	Current Year Expenditures	Balance
<b>Park Trails Elementary School</b>						
Music Instruments Project Number: 378185009	50,000	50,000	4,186	36,621	9,193	-
<b>Parkside Elementary School</b>						
Technology Infrastructure Upgrade Project Number: 363185001	104,000	78,310	78,310	-	-	-
Additional Computers to Close Gap Project Number: 363185002	128,000	127,964	127,964	-	-	-
Wireless Network Upgrade and CAT 6 Data Port Upgrade Project Number: 363185003	40,000	31,864	31,864	-	-	-
Music Instruments Project Number: 363185009	50,000	50,000	10,058	889	39,046	7
<b>Parkway Middle School</b>						
Technology Infrastructure Upgrade Project Number: 070185001	9,000	8,958	8,958	-	-	-
Wireless Network Upgrade and CAT 6 Data Port Upgrade Project Number: 070185003	179,000	137,434	137,434	-	-	-
Music Instruments Project Number: 070185009	5,000	5,000	-	432	4,566	2
Re-Roofing of Bldgs. 22 and 24 Project Number: P.001617	754,360	754,360	754,360	-	-	-
<b>Pasadena Lakes Elementary School</b>						
Technology Infrastructure Upgrade Project Number: 207185001	17,000	17,000	16,034	-	966	-

\* Project expenditures include, but are not limited to, construction costs, design costs, permitting costs, advertising costs during the planning and procurement phase, equipment, work orders, and Program Management fees.

There may be some additional financial activity on these projects as the final payments are made and all of the purchase orders are closed-out. When the projects are closed-out remaining balances (savings) are reported to the School Board and returned to the Capital Reserve.

This is a budget and expenditure activity report, and is not a construction status report. The accompanying introduction and notes are an integral part of this budget activity report.



# SMART Program Budget Activity Report

## Completed and Meets Standard Projects Detail Schedule for Quarter Ended March 31, 2018



GOB Referendum Approved by Voters on 11/4/2014 - 40 Months Since Approval

School/ Project	Original Budget	Current Budget	Prior Year Expenditures	Commitments	Current Year Expenditures	Balance
<b>Pasadena Lakes Elementary School</b>						
Additional Computers to Close Gap Project Number: 207185002	59,000	58,975	58,975	-	-	-
Wireless Network Upgrade and CAT 6 Data Port Upgrade Project Number: 207185003	93,000	92,956	65,333	-	27,623	-
<b>Pathways Academy Charter School</b>						
Charter School Technology Project Number: 537285004	81,221	81,217	81,217	-	-	-
<b>Pembroke Lakes Elementary School</b>						
Technology Infrastructure Upgrade Project Number: 266185001	51,000	32,680	32,680	-	-	-
Additional Computers to Close Gap Project Number: 266185002	90,000	89,921	89,921	-	-	-
Wireless Network Upgrade and CAT 6 Data Port Upgrade Project Number: 266185003	84,000	53,812	53,812	-	-	-
Music Instruments Project Number: 266185009	50,000	50,000	21,808	356	27,793	43
<b>Pembroke Pines Elementary School</b>						
Additional Computers to Close Gap Project Number: 122185002	109,000	108,782	108,782	-	-	-
Wireless Network Upgrade and CAT 6 Data Port Upgrade Project Number: 122185003	75,000	53,727	53,727	-	-	-
Music Instruments Project Number: 122185009	50,000	50,000	10,765	610	38,625	-

\* Project expenditures include, but are not limited to, construction costs, design costs, permitting costs, advertising costs during the planning and procurement phase, equipment, work orders, and Program Management fees.

There may be some additional financial activity on these projects as the final payments are made and all of the purchase orders are closed-out. When the projects are closed-out remaining balances (savings) are reported to the School Board and returned to the Capital Reserve.

This is a budget and expenditure activity report, and is not a construction status report. The accompanying introduction and notes are an integral part of this budget activity report.



# SMART Program Budget Activity Report

## Completed and Meets Standard Projects Detail Schedule for Quarter Ended March 31, 2018



GOB Referendum Approved by Voters on 11/4/2014 - 40 Months Since Approval

School/ Project	Original Budget	Current Budget	Prior Year Expenditures	Commitments	Current Year Expenditures	Balance
<b>Perry, Annabel C. Elementary School</b>						
Technology Infrastructure Upgrade Project Number: 163185001	44,000	20,127	20,127	-	-	-
Additional Computers to Close Gap Project Number: 163185002	162,000	161,809	161,809	-	-	-
Wireless Network Upgrade and CAT 6 Data Port Upgrade Project Number: 163185003	107,000	64,298	64,298	-	-	-
School Choice Enhancement Project Number: P.001766	100,000	100,000	72,436	642	26,567	355
<b>Peters Elementary School</b>						
Additional Computers to Close Gap Project Number: 093185002	154,000	153,964	153,964	-	-	-
Wireless Network Upgrade and CAT 6 Data Port Upgrade Project Number: 093185003	102,000	55,697	55,697	-	-	-
Music Instruments Project Number: 093185009	50,000	50,000	-	-	49,996	4
<b>Pine Ridge Education Center</b>						
Wireless Network Upgrade and CAT 6 Data Port Upgrade Project Number: 065385003	19,000	18,969	-	-	18,969	-
School Choice Enhancement Project Number: P.001868	100,000	100,000	75,781	24,219	-	-
<b>Pines Lakes Elementary School</b>						
Additional Computers to Close Gap Project Number: 286185002	160,000	159,922	159,922	-	-	-

\* Project expenditures include, but are not limited to, construction costs, design costs, permitting costs, advertising costs during the planning and procurement phase, equipment, work orders, and Program Management fees.

There may be some additional financial activity on these projects as the final payments are made and all of the purchase orders are closed-out. When the projects are closed-out remaining balances (savings) are reported to the School Board and returned to the Capital Reserve.

This is a budget and expenditure activity report, and is not a construction status report. The accompanying introduction and notes are an integral part of this budget activity report.



# SMART Program Budget Activity Report

## Completed and Meets Standard Projects Detail Schedule for Quarter Ended March 31, 2018



GOB Referendum Approved by Voters on 11/4/2014 - 40 Months Since Approval

School/ Project	Original Budget	Current Budget	Prior Year Expenditures	Commitments	Current Year Expenditures	Balance
<b>Pines Lakes Elementary School</b>						
Wireless Network Upgrade and CAT 6 Data Port Upgrade Project Number: 286185003	81,000	62,460	62,460	-	-	-
Music Instruments Project Number: 286185009	50,000	50,000	4,988	1,724	43,257	31
<b>Pines Middle School</b>						
Additional Computers to Close Gap Project Number: 188185002	244,000	244,000	244,000	-	-	-
Wireless Network Upgrade and CAT 6 Data Port Upgrade Project Number: 188185003	18,000	3,056	1,262	-	1,794	-
Music Instruments Project Number: 188185009	100,000	100,000	99,998	-	-	2
<b>Pinewood Elementary School</b>						
Technology Infrastructure Upgrade Project Number: 281185001	8,000	7,968	7,968	-	-	-
Additional Computers to Close Gap Project Number: 281185002	88,000	87,948	87,948	-	-	-
Wireless Network Upgrade and CAT 6 Data Port Upgrade Project Number: 281185003	104,000	100,374	84,620	-	15,754	-
Music Instruments Project Number: 281185009	50,000	50,000	25,622	8,081	16,290	7
<b>Pioneer Middle School</b>						
Technology Infrastructure Upgrade Project Number: 257185001	275,000	111,707	111,707	-	-	-

\* Project expenditures include, but are not limited to, construction costs, design costs, permitting costs, advertising costs during the planning and procurement phase, equipment, work orders, and Program Management fees.

There may be some additional financial activity on these projects as the final payments are made and all of the purchase orders are closed-out. When the projects are closed-out remaining balances (savings) are reported to the School Board and returned to the Capital Reserve.

This is a budget and expenditure activity report, and is not a construction status report.  
The accompanying introduction and notes are an integral part of this budget activity report.



# SMART Program Budget Activity Report

## Completed and Meets Standard Projects Detail Schedule for Quarter Ended March 31, 2018



GOB Referendum Approved by Voters on 11/4/2014 - 40 Months Since Approval

School/ Project	Original Budget	Current Budget	Prior Year Expenditures	Commitments	Current Year Expenditures	Balance
<b>Pioneer Middle School</b>						
Additional Computers to Close Gap Project Number: 257185002	263,000	262,919	262,919	-	-	-
Wireless Network Upgrade and CAT 6 Data Port Upgrade Project Number: 257185003	19,000	15,344	15,344	-	-	-
Music Instruments Project Number: 257185009	100,000	100,000	99,639	260	-	101
Track Resurfacing Project Number: p.002093	70,000	70,000	45,111	-	-	24,889
<b>Piper High School</b>						
Technology Infrastructure Upgrade Project Number: 190185001	488,000	287,311	287,311	-	-	-
Additional Computers to Close Gap Project Number: 190185002	460,000	459,936	459,936	-	-	-
Wireless Network Upgrade and CAT 6 Data Port Upgrade Project Number: 190185003	135,000	131,909	131,909	-	-	-
Music Instruments Project Number: 190185009	300,000	300,000	297,371	-	2,519	110
Weight Room Renovation Project Number: P.002015	121,000	121,000	-	-	115,390	5,610
<b>Pivot Charter School</b>						
Charter School Technology Project Number: 532285004	58,443	58,436	58,436	-	-	-

\* Project expenditures include, but are not limited to, construction costs, design costs, permitting costs, advertising costs during the planning and procurement phase, equipment, work orders, and Program Management fees.

There may be some additional financial activity on these projects as the final payments are made and all of the purchase orders are closed-out. When the projects are closed-out remaining balances (savings) are reported to the School Board and returned to the Capital Reserve.

This is a budget and expenditure activity report, and is not a construction status report. The accompanying introduction and notes are an integral part of this budget activity report.



# SMART Program Budget Activity Report

## Completed and Meets Standard Projects Detail Schedule for Quarter Ended March 31, 2018



GOB Referendum Approved by Voters on 11/4/2014 - 40 Months Since Approval

School/ Project	Original Budget	Current Budget	Prior Year Expenditures	Commitments	Current Year Expenditures	Balance
<b>Plantation Elementary School</b>						
Technology Infrastructure Upgrade Project Number: 094185001	8,000	7,968	-	-	7,968	-
Additional Computers to Close Gap Project Number: 094185002	92,000	91,877	91,877	-	-	-
Wireless Network Upgrade and CAT 6 Data Port Upgrade Project Number: 094185003	88,000	80,882	-	-	80,882	-
Music Instruments Project Number: 094185009	50,000	50,000	10,963	9,248	29,788	1
<b>Plantation High School</b>						
Technology Infrastructure Upgrade Project Number: 145185001	9,000	-	-	-	-	-
Additional Computers to Close Gap Project Number: 145185002	503,000	502,967	502,967	-	-	-
Wireless Network Upgrade and CAT 6 Data Port Upgrade Project Number: 145185003	237,000	152,710	152,710	-	-	-
Music Instruments Project Number: 145185009	300,000	300,000	274,327	22,928	2,745	-
Track Resurfacing Project Number: P.002033	300,000	300,000	-	-	26,715	273,285
<b>Plantation Middle School</b>						
Technology Infrastructure Upgrade Project Number: 055185001	2,000	1,999	-	-	1,999	-

\* Project expenditures include, but are not limited to, construction costs, design costs, permitting costs, advertising costs during the planning and procurement phase, equipment, work orders, and Program Management fees.

There may be some additional financial activity on these projects as the final payments are made and all of the purchase orders are closed-out. When the projects are closed-out remaining balances (savings) are reported to the School Board and returned to the Capital Reserve.

This is a budget and expenditure activity report, and is not a construction status report. The accompanying introduction and notes are an integral part of this budget activity report.



# SMART Program Budget Activity Report

## Completed and Meets Standard Projects Detail Schedule for Quarter Ended March 31, 2018



GOB Referendum Approved by Voters on 11/4/2014 - 40 Months Since Approval

School/ Project	Original Budget	Current Budget	Prior Year Expenditures	Commitments	Current Year Expenditures	Balance
<b>Plantation Middle School</b>						
Additional Computers to Close Gap Project Number: 055185002	139,000	138,951	138,951	-	-	-
Wireless Network Upgrade and CAT 6 Data Port Upgrade Project Number: 055185003	138,000	101,498	-	-	101,498	-
Music Instruments Project Number: 055185009	100,000	100,000	99,055	-	-	945
<b>Plantation Park Elementary School</b>						
Technology Infrastructure Upgrade Project Number: 125185001	47,000	36,217	-	-	36,217	-
Additional Computers to Close Gap Project Number: 125185002	90,000	89,950	89,950	-	-	-
Wireless Network Upgrade and CAT 6 Data Port Upgrade Project Number: 125185003	72,000	43,446	-	-	43,446	-
<b>Pompano Beach Elementary School</b>						
Additional Computers to Close Gap Project Number: 075185002	133,000	132,926	132,926	-	-	-
Wireless Network Upgrade and CAT 6 Data Port Upgrade Project Number: 075185003	72,000	48,540	48,540	-	-	-
Music Instruments Project Number: 075185009	50,000	50,000	-	2,495	47,162	343
School Choice Enhancement Project Number: P.001804	100,000	100,000	78,314	-	21,577	109

\* Project expenditures include, but are not limited to, construction costs, design costs, permitting costs, advertising costs during the planning and procurement phase, equipment, work orders, and Program Management fees.

There may be some additional financial activity on these projects as the final payments are made and all of the purchase orders are closed-out. When the projects are closed-out remaining balances (savings) are reported to the School Board and returned to the Capital Reserve.

This is a budget and expenditure activity report, and is not a construction status report. The accompanying introduction and notes are an integral part of this budget activity report.





# SMART Program Budget Activity Report

## Completed and Meets Standard Projects Detail Schedule for Quarter Ended March 31, 2018



GOB Referendum Approved by Voters on 11/4/2014 - 40 Months Since Approval

School/ Project	Original Budget	Current Budget	Prior Year Expenditures	Commitments	Current Year Expenditures	Balance
<b>Pompano Beach High School</b>						
Technology Infrastructure Upgrade Project Number: 018585001	255,000	140,357	140,357	-	-	-
Additional Computers to Close Gap Project Number: 018585002	209,000	208,999	208,999	-	-	-
Wireless Network Upgrade and CAT 6 Data Port Upgrade Project Number: 018585003	22,000	20,979	20,979	-	-	-
Music Instruments Project Number: 018585009	300,000	300,000	299,993	-	-	7
Track Resurfacing Project Number: P.002052	300,000	300,000	254,519	1,908	-	43,573
<b>Pompano Beach Middle School</b>						
Additional Computers to Close Gap Project Number: 002185002	170,000	169,889	169,889	-	-	-
Wireless Network Upgrade and CAT 6 Data Port Upgrade Project Number: 002185003	123,000	72,632	72,632	-	-	-
School Choice Enhancement Project Number: P.001747	100,000	100,000	99,975	-	-	25
<b>Quiet Waters Elementary School</b>						
Technology Infrastructure Upgrade Project Number: 312185001	153,000	71,399	71,399	-	-	-
Additional Computers to Close Gap Project Number: 312185002	257,000	256,981	256,981	-	-	-

\* Project expenditures include, but are not limited to, construction costs, design costs, permitting costs, advertising costs during the planning and procurement phase, equipment, work orders, and Program Management fees.

There may be some additional financial activity on these projects as the final payments are made and all of the purchase orders are closed-out. When the projects are closed-out remaining balances (savings) are reported to the School Board and returned to the Capital Reserve.

This is a budget and expenditure activity report, and is not a construction status report. The accompanying introduction and notes are an integral part of this budget activity report.



# SMART Program Budget Activity Report

## Completed and Meets Standard Projects Detail Schedule for Quarter Ended March 31, 2018



GOB Referendum Approved by Voters on 11/4/2014 - 40 Months Since Approval

School/ Project	Original Budget	Current Budget	Prior Year Expenditures	Commitments	Current Year Expenditures	Balance
<b>Quiet Waters Elementary School</b>						
Wireless Network Upgrade and CAT 6 Data Port Upgrade Project Number: 312185003	72,000	-	-	-	-	-
<b>Ramblewood Elementary School</b>						
Technology Infrastructure Upgrade Project Number: 272185001	17,000	6,871	6,871	-	-	-
Additional Computers to Close Gap Project Number: 272185002	179,000	178,862	178,862	-	-	-
Wireless Network Upgrade and CAT 6 Data Port Upgrade Project Number: 272185003	106,000	60,764	60,764	-	-	-
Music Instruments Project Number: 272185009	50,000	50,000	15,021	6,946	28,032	1
<b>Ramblewood Middle School</b>						
Technology Infrastructure Upgrade Project Number: 271185001	170,000	153,282	153,282	-	-	-
Additional Computers to Close Gap Project Number: 271185002	183,000	182,825	182,825	-	-	-
Wireless Network Upgrade and CAT 6 Data Port Upgrade Project Number: 271185003	68,000	66,413	66,413	-	-	-
Music Instruments Project Number: 271185009	100,000	100,000	89,112	-	10,881	7

\* Project expenditures include, but are not limited to, construction costs, design costs, permitting costs, advertising costs during the planning and procurement phase, equipment, work orders, and Program Management fees.

There may be some additional financial activity on these projects as the final payments are made and all of the purchase orders are closed-out. When the projects are closed-out remaining balances (savings) are reported to the School Board and returned to the Capital Reserve.

This is a budget and expenditure activity report, and is not a construction status report.  
The accompanying introduction and notes are an integral part of this budget activity report.



# SMART Program Budget Activity Report

## Completed and Meets Standard Projects Detail Schedule for Quarter Ended March 31, 2018



GOB Referendum Approved by Voters on 11/4/2014 - 40 Months Since Approval

School/ Project	Original Budget	Current Budget	Prior Year Expenditures	Commitments	Current Year Expenditures	Balance
<b>Renaissance Charter Middle School at Pines</b>						
Charter School Technology Project Number: 501485004	69,233	69,233	69,233	-	-	-
<b>Renaissance Charter School of Plantation</b>						
Charter School Technology Project Number: 502385004	301,209	301,202	301,202	-	-	-
<b>Renaissance Charter School at Cooper City</b>						
Charter School Technology Project Number: 504985004	361,151	361,144	361,144	-	-	-
<b>Renaissance Charter School at University</b>						
Charter School Technology Project Number: 504885004	430,084	430,084	430,084	-	-	-
<b>Renaissance Charter School of Coral Springs</b>						
Charter School Technology Project Number: 502085004	445,968	445,891	445,891	-	-	-
<b>Renaissance Charter Schools at Pines</b>						
Charter School Technology Project Number: 571085004	246,062	246,057	246,057	-	-	-
<b>Rickards, James S. Middle School</b>						
Technology Infrastructure Upgrade Project Number: 212185001	17,000	14,526	-	-	14,526	-
Additional Computers to Close Gap Project Number: 212185002	200,000	199,887	199,887	-	-	-
Wireless Network Upgrade and CAT 6 Data Port Upgrade Project Number: 212185003	106,000	93,395	-	-	89,387	4,008

\* Project expenditures include, but are not limited to, construction costs, design costs, permitting costs, advertising costs during the planning and procurement phase, equipment, work orders, and Program Management fees.

There may be some additional financial activity on these projects as the final payments are made and all of the purchase orders are closed-out. When the projects are closed-out remaining balances (savings) are reported to the School Board and returned to the Capital Reserve.

This is a budget and expenditure activity report, and is not a construction status report. The accompanying introduction and notes are an integral part of this budget activity report.



# SMART Program Budget Activity Report

## Completed and Meets Standard Projects Detail Schedule for Quarter Ended March 31, 2018



GOB Referendum Approved by Voters on 11/4/2014 - 40 Months Since Approval

School/ Project	Original Budget	Current Budget	Prior Year Expenditures	Commitments	Current Year Expenditures	Balance
<b>RISE Academy School of Science and Technology</b>						
Charter School Technology Project Number: 542085004	82,420	82,405	82,405	-	-	-
<b>Riverglades Elementary School</b>						
Technology Infrastructure Upgrade Project Number: 289185001	143,000	63,958	63,958	-	-	-
Additional Computers to Close Gap Project Number: 289185002	165,000	164,983	164,983	-	-	-
Wireless Network Upgrade and CAT 6 Data Port Upgrade Project Number: 289185003	59,000	-	-	-	-	-
Music Instruments Project Number: 289185009	50,000	50,000	23,564	7,207	19,228	1
<b>Riverland Elementary School</b>						
Additional Computers to Close Gap Project Number: 015185002	122,000	121,975	121,975	-	-	-
Wireless Network Upgrade and CAT 6 Data Port Upgrade Project Number: 015185003	44,000	33,357	33,357	-	-	-
Music Instruments Project Number: 015185009	50,000	50,000	11,971	29	37,890	110
<b>Riverside Elementary School</b>						
Technology Infrastructure Upgrade Project Number: 303185001	144,000	14,224	14,224	-	-	-

\* Project expenditures include, but are not limited to, construction costs, design costs, permitting costs, advertising costs during the planning and procurement phase, equipment, work orders, and Program Management fees.

There may be some additional financial activity on these projects as the final payments are made and all of the purchase orders are closed-out. When the projects are closed-out remaining balances (savings) are reported to the School Board and returned to the Capital Reserve.

This is a budget and expenditure activity report, and is not a construction status report.  
The accompanying introduction and notes are an integral part of this budget activity report.



# SMART Program Budget Activity Report

## Completed and Meets Standard Projects Detail Schedule for Quarter Ended March 31, 2018



GOB Referendum Approved by Voters on 11/4/2014 - 40 Months Since Approval

School/ Project	Original Budget	Current Budget	Prior Year Expenditures	Commitments	Current Year Expenditures	Balance
<b>Riverside Elementary School</b>						
Additional Computers to Close Gap Project Number: 303185002	124,000	123,902	123,902	-	-	-
Wireless Network Upgrade and CAT 6 Data Port Upgrade Project Number: 303185003	63,000	4,834	4,834	-	-	-
Music Instruments Project Number: 303185009	50,000	50,000	3,088	31,073	15,839	-
<b>Rock Island Elementary School</b>						
Additional Computers to Close Gap Project Number: 370185002	88,000	87,992	87,992	-	-	-
Wireless Network Upgrade and CAT 6 Data Port Upgrade Project Number: 370185003	27,000	26,615	26,615	-	-	-
School Choice Enhancement Project Number: P.001755	100,000	100,000	98,692	990	304	14
<b>Royal Palm Elementary School</b>						
Technology Infrastructure Upgrade Project Number: 185185001	9,000	6,871	6,871	-	-	-
Additional Computers to Close Gap Project Number: 185185002	119,000	118,980	118,980	-	-	-
Wireless Network Upgrade and CAT 6 Data Port Upgrade Project Number: 185185003	104,000	62,323	62,323	-	-	-

\* Project expenditures include, but are not limited to, construction costs, design costs, permitting costs, advertising costs during the planning and procurement phase, equipment, work orders, and Program Management fees.

There may be some additional financial activity on these projects as the final payments are made and all of the purchase orders are closed-out. When the projects are closed-out remaining balances (savings) are reported to the School Board and returned to the Capital Reserve.

This is a budget and expenditure activity report, and is not a construction status report. The accompanying introduction and notes are an integral part of this budget activity report.



# SMART Program Budget Activity Report

## Completed and Meets Standard Projects Detail Schedule for Quarter Ended March 31, 2018



GOB Referendum Approved by Voters on 11/4/2014 - 40 Months Since Approval

School/ Project	Original Budget	Current Budget	Prior Year Expenditures	Commitments	Current Year Expenditures	Balance
<b>Sanders Park Elementary School</b>						
Additional Computers to Close Gap Project Number: 089185002	116,000	115,835	115,835	-	-	-
Wireless Network Upgrade and CAT 6 Data Port Upgrade Project Number: 089185003	40,000	35,721	35,721	-	-	-
Music Instruments Project Number: 089185009	50,000	50,000	4,766	38,351	6,877	6
Facil Projects - SMART Project Number: 089185010	195,000	-	-	-	-	-
<b>Sandpiper Elementary School</b>						
Technology Infrastructure Upgrade Project Number: 306185001	39,000	21,587	21,587	-	-	-
Additional Computers to Close Gap Project Number: 306185002	169,000	168,691	168,691	-	-	-
Wireless Network Upgrade and CAT 6 Data Port Upgrade Project Number: 306185003	58,000	46,172	46,172	-	-	-
Facil Projects - SMART Project Number: 306185010	195,000	-	-	-	-	-
<b>Sawgrass Elementary School</b>						
Technology Infrastructure Upgrade Project Number: 340185001	91,000	49,079	49,079	-	-	-
Additional Computers to Close Gap Project Number: 340185002	194,000	193,950	193,950	-	-	-

\* Project expenditures include, but are not limited to, construction costs, design costs, permitting costs, advertising costs during the planning and procurement phase, equipment, work orders, and Program Management fees.

There may be some additional financial activity on these projects as the final payments are made and all of the purchase orders are closed-out. When the projects are closed-out remaining balances (savings) are reported to the School Board and returned to the Capital Reserve.

This is a budget and expenditure activity report, and is not a construction status report. The accompanying introduction and notes are an integral part of this budget activity report.



# SMART Program Budget Activity Report

## Completed and Meets Standard Projects Detail Schedule for Quarter Ended March 31, 2018



GOB Referendum Approved by Voters on 11/4/2014 - 40 Months Since Approval

School/ Project	Original Budget	Current Budget	Prior Year Expenditures	Commitments	Current Year Expenditures	Balance
<b>Sawgrass Elementary School</b>						
Wireless Network Upgrade and CAT 6 Data Port Upgrade Project Number: 340185003	116,000	81,827	81,827	-	-	-
Music Instruments Project Number: 340185009	50,000	50,000	14,591	27,714	7,695	-
<b>Sawgrass Springs Middle School</b>						
Technology Infrastructure Upgrade Project Number: 343185001	200,000	92,568	92,568	-	-	-
Additional Computers to Close Gap Project Number: 343185002	188,000	187,997	187,997	-	-	-
Wireless Network Upgrade and CAT 6 Data Port Upgrade Project Number: 343185003	73,000	71,249	71,249	-	-	-
Music Instruments Project Number: 343185009	100,000	100,000	99,995	-	-	5
School Choice Enhancement Project Number: P.001963	100,000	100,000	-	15,684	84,312	4
<b>Sea Castle Elementary School</b>						
Technology Infrastructure Upgrade Project Number: 287185001	26,000	20,781	-	-	20,781	-
Additional Computers to Close Gap Project Number: 287185002	162,000	161,980	161,980	-	-	-
Wireless Network Upgrade and CAT 6 Data Port Upgrade Project Number: 287185003	111,000	72,206	28,721	-	43,485	-

\* Project expenditures include, but are not limited to, construction costs, design costs, permitting costs, advertising costs during the planning and procurement phase, equipment, work orders, and Program Management fees.

There may be some additional financial activity on these projects as the final payments are made and all of the purchase orders are closed-out. When the projects are closed-out remaining balances (savings) are reported to the School Board and returned to the Capital Reserve.

This is a budget and expenditure activity report, and is not a construction status report. The accompanying introduction and notes are an integral part of this budget activity report.



# SMART Program Budget Activity Report

## Completed and Meets Standard Projects Detail Schedule for Quarter Ended March 31, 2018



GOB Referendum Approved by Voters on 11/4/2014 - 40 Months Since Approval

School/ Project	Original Budget	Current Budget	Prior Year Expenditures	Commitments	Current Year Expenditures	Balance
<b>Sea Castle Elementary School</b>						
Music Instruments Project Number: 287185009	50,000	50,000	238	31,073	18,364	325
<b>Seagull Alternative High School</b>						
Technology Infrastructure Upgrade Project Number: 060185001	26,000	4,081	3,601	-	480	-
Wireless Network Upgrade and CAT 6 Data Port Upgrade Project Number: 060185003	100,000	65,631	39,883	-	25,748	-
<b>Seminole Middle School</b>						
Technology Infrastructure Upgrade Project Number: 189185001	196,000	161,685	13,167	-	148,518	-
Additional Computers to Close Gap Project Number: 189185002	204,000	203,869	203,869	-	-	-
Wireless Network Upgrade and CAT 6 Data Port Upgrade Project Number: 189185003	56,000	50,606	8,346	-	42,260	-
Music Instruments Project Number: 189185009	100,000	100,000	99,990	-	-	10
Track Resurfacing Project Number: p.002094	70,000	70,000	45,100	-	-	24,900
<b>Sheridan Hills Elementary School</b>						
Additional Computers to Close Gap Project Number: 181185002	115,000	114,944	114,944	-	-	-
Wireless Network Upgrade and CAT 6 Data Port Upgrade Project Number: 181185003	68,000	61,030	61,030	-	-	-

\* Project expenditures include, but are not limited to, construction costs, design costs, permitting costs, advertising costs during the planning and procurement phase, equipment, work orders, and Program Management fees.

There may be some additional financial activity on these projects as the final payments are made and all of the purchase orders are closed-out. When the projects are closed-out remaining balances (savings) are reported to the School Board and returned to the Capital Reserve.

This is a budget and expenditure activity report, and is not a construction status report. The accompanying introduction and notes are an integral part of this budget activity report.





# SMART Program Budget Activity Report

## Completed and Meets Standard Projects Detail Schedule for Quarter Ended March 31, 2018



GOB Referendum Approved by Voters on 11/4/2014 - 40 Months Since Approval

School/ Project	Original Budget	Current Budget	Prior Year Expenditures	Commitments	Current Year Expenditures	Balance
<b>Sheridan Hills Elementary School</b>						
Music Instruments Project Number: 181185009	50,000	50,000	11,945	6,985	31,069	1
<b>Sheridan Park Elementary School</b>						
Technology Infrastructure Upgrade Project Number: 132185001	17,000	11,501	11,501	-	-	-
Additional Computers to Close Gap Project Number: 132185002	184,000	183,857	183,857	-	-	-
Wireless Network Upgrade and CAT 6 Data Port Upgrade Project Number: 132185003	99,000	54,785	54,785	-	-	-
Music Instruments Project Number: 132185009	50,000	50,000	-	27,256	22,741	3
<b>Sheridan Technical Center</b>						
Technology Infrastructure Upgrade Project Number: 105185001	364,000	360,680	360,680	-	-	-
Wireless Network Upgrade and CAT 6 Data Port Upgrade Project Number: 105185003	92,000	91,999	91,999	-	-	-
<b>Sheridan Technical High School</b>						
Wireless Network Upgrade and CAT 6 Data Port Upgrade Project Number: 042285003	40,000	34,038	34,038	-	-	-
<b>Silver Lakes Elementary School</b>						
Technology Infrastructure Upgrade Project Number: 337185001	134,000	84,626	84,626	-	-	-

\* Project expenditures include, but are not limited to, construction costs, design costs, permitting costs, advertising costs during the planning and procurement phase, equipment, work orders, and Program Management fees.

There may be some additional financial activity on these projects as the final payments are made and all of the purchase orders are closed-out. When the projects are closed-out remaining balances (savings) are reported to the School Board and returned to the Capital Reserve.

This is a budget and expenditure activity report, and is not a construction status report. The accompanying introduction and notes are an integral part of this budget activity report.



# SMART Program Budget Activity Report

## Completed and Meets Standard Projects Detail Schedule for Quarter Ended March 31, 2018



GOB Referendum Approved by Voters on 11/4/2014 - 40 Months Since Approval

School/ Project	Original Budget	Current Budget	Prior Year Expenditures	Commitments	Current Year Expenditures	Balance
<b>Silver Lakes Elementary School</b>						
Additional Computers to Close Gap Project Number: 337185002	158,000	157,944	157,944	-	-	-
Wireless Network Upgrade and CAT 6 Data Port Upgrade Project Number: 337185003	95,000	58,044	58,044	-	-	-
<b>Silver Lakes Middle School</b>						
Technology Infrastructure Upgrade Project Number: 297185001	17,000	3,224	3,224	-	-	-
Additional Computers to Close Gap Project Number: 297185002	65,000	64,969	64,969	-	-	-
Wireless Network Upgrade and CAT 6 Data Port Upgrade Project Number: 297185003	67,000	41,699	41,699	-	-	-
Music Instruments Project Number: 297185009	100,000	100,000	33,402	5,034	61,426	138
<b>Silver Palms Elementary School</b>						
Technology Infrastructure Upgrade Project Number: 349185001	123,000	65,648	65,648	-	-	-
Additional Computers to Close Gap Project Number: 349185002	206,000	205,848	205,848	-	-	-
Wireless Network Upgrade and CAT 6 Data Port Upgrade Project Number: 349185003	54,000	1,881	1,881	-	-	-
Music Instruments Project Number: 349185009	50,000	50,000	10,422	31,609	7,969	-

\* Project expenditures include, but are not limited to, construction costs, design costs, permitting costs, advertising costs during the planning and procurement phase, equipment, work orders, and Program Management fees.

There may be some additional financial activity on these projects as the final payments are made and all of the purchase orders are closed-out. When the projects are closed-out remaining balances (savings) are reported to the School Board and returned to the Capital Reserve.

This is a budget and expenditure activity report, and is not a construction status report. The accompanying introduction and notes are an integral part of this budget activity report.



# SMART Program Budget Activity Report

## Completed and Meets Standard Projects Detail Schedule for Quarter Ended March 31, 2018



GOB Referendum Approved by Voters on 11/4/2014 - 40 Months Since Approval

School/ Project	Original Budget	Current Budget	Prior Year Expenditures	Commitments	Current Year Expenditures	Balance
<b>Silver Ridge Elementary School</b>						
Technology Infrastructure Upgrade Project Number: 308185001	95,000	44,397	44,397	-	-	-
Additional Computers to Close Gap Project Number: 308185002	260,000	259,931	259,931	-	-	-
Wireless Network Upgrade and CAT 6 Data Port Upgrade Project Number: 308185003	109,000	61,787	61,787	-	-	-
Music Instruments Project Number: 308185009	50,000	50,000	35,006	3,245	11,748	1
School Choice Enhancement Project Number: P.001957	100,000	100,000	40,632	-	59,357	11
<b>Silver Shores Elementary School</b>						
Technology Infrastructure Upgrade Project Number: 358185001	30,000	28,821	24,150	-	4,671	-
Additional Computers to Close Gap Project Number: 358185002	83,000	82,976	82,976	-	-	-
Wireless Network Upgrade and CAT 6 Data Port Upgrade Project Number: 358185003	82,000	81,990	68,145	-	13,845	-
Music Instruments Project Number: 358185009	50,000	50,000	11,523	32,375	6,065	37
<b>Silver Trail Middle School</b>						
Technology Infrastructure Upgrade Project Number: 333185001	251,000	198,353	198,353	-	-	-

\* Project expenditures include, but are not limited to, construction costs, design costs, permitting costs, advertising costs during the planning and procurement phase, equipment, work orders, and Program Management fees.

There may be some additional financial activity on these projects as the final payments are made and all of the purchase orders are closed-out. When the projects are closed-out remaining balances (savings) are reported to the School Board and returned to the Capital Reserve.

This is a budget and expenditure activity report, and is not a construction status report. The accompanying introduction and notes are an integral part of this budget activity report.



# SMART Program Budget Activity Report

## Completed and Meets Standard Projects Detail Schedule for Quarter Ended March 31, 2018



GOB Referendum Approved by Voters on 11/4/2014 - 40 Months Since Approval

School/ Project	Original Budget	Current Budget	Prior Year Expenditures	Commitments	Current Year Expenditures	Balance
<b>Silver Trail Middle School</b>						
Additional Computers to Close Gap Project Number: 333185002	316,000	315,943	315,943	-	-	-
Wireless Network Upgrade and CAT 6 Data Port Upgrade Project Number: 333185003	78,000	47,109	47,109	-	-	0
Music Instruments Project Number: 333185009	100,000	100,000	99,999	-	-	1
Facil Projects - SMART Project Number: 333185010	233,000	-	-	-	-	-
<b>Somerset Academy Charter Conservatory High</b>						
Charter School Technology Project Number: 539685004	35,665	35,656	35,656	-	-	-
<b>Somerset Academy Charter High School Miramar Campus</b>						
Charter School Technology Project Number: 500785004	84,219	84,214	84,214	-	-	-
<b>Somerset Academy Charter School Miramar</b>						
Charter School Technology Project Number: 540585004	193,613	193,605	193,605	-	-	-
<b>Somerset Academy Davie Charter School</b>						
Charter School Technology Project Number: 521185004	45,256	45,251	45,251	-	-	-
<b>Somerset Academy East Preparatory</b>						
Charter School Technology Project Number: 539185004	87,515	87,511	87,511	-	-	-

\* Project expenditures include, but are not limited to, construction costs, design costs, permitting costs, advertising costs during the planning and procurement phase, equipment, work orders, and Program Management fees.

There may be some additional financial activity on these projects as the final payments are made and all of the purchase orders are closed-out. When the projects are closed-out remaining balances (savings) are reported to the School Board and returned to the Capital Reserve.

This is a budget and expenditure activity report, and is not a construction status report. The accompanying introduction and notes are an integral part of this budget activity report.



# SMART Program Budget Activity Report

## Completed and Meets Standard Projects Detail Schedule for Quarter Ended March 31, 2018



GOB Referendum Approved by Voters on 11/4/2014 - 40 Months Since Approval

School/ Project	Original Budget	Current Budget	Prior Year Expenditures	Commitments	Current Year Expenditures	Balance
<b>Somerset Academy Elementary</b>						
Charter School Technology Project Number: 514185004	280,529	280,507	280,507	-	-	-
<b>Somerset Academy High</b>						
Charter School Technology Project Number: 522185004	329,381	329,375	329,375	-	-	-
<b>Somerset Academy Hollywood</b>						
Charter School Technology Project Number: 538785004	17,083	17,080	17,080	-	-	-
<b>Somerset Academy Hollywood Middle School</b>						
Charter School Technology Project Number: 541985004	3,297	3,293	3,293	-	-	-
<b>Somerset Academy Middle</b>						
Charter School Technology Project Number: 515185004	249,059	249,055	249,055	-	-	-
<b>Somerset Academy Miramar Middle</b>						
Charter School Technology Project Number: 540685004	131,573	131,539	131,539	-	-	-
<b>Somerset Academy Neighborhood</b>						
Charter School Technology Project Number: 502185004	158,247	158,237	158,237	-	-	-
<b>Somerset Academy Pompano</b>						
Charter School Technology Project Number: 538885004	49,452	49,451	49,451	-	-	-
<b>Somerset Academy Pompano Middle</b>						
Charter School Technology Project Number: 541385004	6,893	6,885	6,885	-	-	-

\* Project expenditures include, but are not limited to, construction costs, design costs, permitting costs, advertising costs during the planning and procurement phase, equipment, work orders, and Program Management fees.

There may be some additional financial activity on these projects as the final payments are made and all of the purchase orders are closed-out. When the projects are closed-out remaining balances (savings) are reported to the School Board and returned to the Capital Reserve.

This is a budget and expenditure activity report, and is not a construction status report. The accompanying introduction and notes are an integral part of this budget activity report.



# SMART Program Budget Activity Report

## Completed and Meets Standard Projects Detail Schedule for Quarter Ended March 31, 2018



GOB Referendum Approved by Voters on 11/4/2014 - 40 Months Since Approval

School/ Project	Original Budget	Current Budget	Prior Year Expenditures	Commitments	Current Year Expenditures	Balance
<b>Somerset Academy Village Charter Middle School</b>						
Charter School Technology Project Number: 500285004	33,268	33,265	33,265	-	-	-
<b>Somerset Charter Academy @ North Lauderdale</b>						
Charter School Technology Project Number: 500385004	212,794	212,787	212,787	-	-	-
<b>Somerset Miramar South</b>						
Charter School Technology Project Number: 505485004	31,470	31,469	31,469	-	-	-
<b>Somerset Pines Academy</b>						
Charter School Technology Project Number: 503085004	146,558	146,548	146,548	-	-	-
<b>Somerset Prep Charter High Broward Campus</b>						
Charter School Technology Project Number: 500685004	66,835	66,831	66,831	-	-	-
<b>Somerset Preparatory Charter Middle School</b>						
Charter School Technology Project Number: 544185004	101,002	100,993	100,993	-	-	-
<b>Somerset Village Academy</b>						
Charter School Technology Project Number: 500485004	74,328	74,319	74,319	-	-	-
<b>South Broward High School</b>						
Additional Computers to Close Gap Project Number: 017185002	421,000	420,995	420,995	-	-	-

\* Project expenditures include, but are not limited to, construction costs, design costs, permitting costs, advertising costs during the planning and procurement phase, equipment, work orders, and Program Management fees.

There may be some additional financial activity on these projects as the final payments are made and all of the purchase orders are closed-out. When the projects are closed-out remaining balances (savings) are reported to the School Board and returned to the Capital Reserve.

This is a budget and expenditure activity report, and is not a construction status report. The accompanying introduction and notes are an integral part of this budget activity report.



# SMART Program Budget Activity Report

## Completed and Meets Standard Projects Detail Schedule for Quarter Ended March 31, 2018



GOB Referendum Approved by Voters on 11/4/2014 - 40 Months Since Approval

School/ Project	Original Budget	Current Budget	Prior Year Expenditures	Commitments	Current Year Expenditures	Balance
<b>South Broward High School</b>						
Wireless Network Upgrade and CAT 6 Data Port Upgrade Project Number: 017185003	181,000	159,681	51,220	-	108,461	-
Weight Room Renovation Project Number: p.002023	121,000	121,000	-	113,905	6,271	824
<b>South Plantation High School</b>						
Technology Infrastructure Upgrade Project Number: 235185001	371,000	238,150	238,150	-	-	-
Additional Computers to Close Gap Project Number: 235185002	549,000	548,915	548,915	-	-	-
Wireless Network Upgrade and CAT 6 Data Port Upgrade Project Number: 235185003	122,000	117,876	117,876	-	-	-
Music Instruments Project Number: 235185009	300,000	300,000	289,638	-	10,353	9
<b>Stephen Foster Elementary School</b>						
Additional Computers to Close Gap Project Number: 092185002	49,000	48,913	48,913	-	-	-
Wireless Network Upgrade and CAT 6 Data Port Upgrade Project Number: 092185003	82,000	74,617	74,617	-	-	-
Music Instruments Project Number: 092185009	50,000	50,000	23,369	3,443	22,633	555
<b>Stirling Elementary School</b>						
Additional Computers to Close Gap Project Number: 069185002	198,000	197,883	197,883	-	-	-

\* Project expenditures include, but are not limited to, construction costs, design costs, permitting costs, advertising costs during the planning and procurement phase, equipment, work orders, and Program Management fees.

There may be some additional financial activity on these projects as the final payments are made and all of the purchase orders are closed-out. When the projects are closed-out remaining balances (savings) are reported to the School Board and returned to the Capital Reserve.

This is a budget and expenditure activity report, and is not a construction status report. The accompanying introduction and notes are an integral part of this budget activity report.



# SMART Program Budget Activity Report

## Completed and Meets Standard Projects Detail Schedule for Quarter Ended March 31, 2018



GOB Referendum Approved by Voters on 11/4/2014 - 40 Months Since Approval

School/ Project	Original Budget	Current Budget	Prior Year Expenditures	Commitments	Current Year Expenditures	Balance
<b>Stirling Elementary School</b>						
Wireless Network Upgrade and CAT 6 Data Port Upgrade Project Number: 069185003	84,000	57,716	57,716	-	-	-
Music Instruments Project Number: 069185009	50,000	50,000	24,364	4,122	21,514	-
School Choice Enhancement Project Number: P.001962	100,000	100,000	19,855	-	80,030	115
<b>Stoneman Douglas High School</b>						
Technology Infrastructure Upgrade Project Number: 301185001	441,000	335,493	335,493	-	-	-
Additional Computers to Close Gap Project Number: 301185002	830,000	829,903	829,903	-	-	-
Wireless Network Upgrade and CAT 6 Data Port Upgrade Project Number: 301185003	38,000	26,755	26,755	-	-	-
Music Instruments Project Number: 301185009	300,000	300,000	-	36,853	263,147	-
<b>Stranahan High School</b>						
Technology Infrastructure Upgrade Project Number: 021185001	8,000	4,812	4,812	-	-	-
Additional Computers to Close Gap Project Number: 021185002	305,000	304,903	304,903	-	-	-
Wireless Network Upgrade and CAT 6 Data Port Upgrade Project Number: 021185003	230,000	154,519	154,519	-	-	-

\* Project expenditures include, but are not limited to, construction costs, design costs, permitting costs, advertising costs during the planning and procurement phase, equipment, work orders, and Program Management fees.

There may be some additional financial activity on these projects as the final payments are made and all of the purchase orders are closed-out. When the projects are closed-out remaining balances (savings) are reported to the School Board and returned to the Capital Reserve.

This is a budget and expenditure activity report, and is not a construction status report.  
The accompanying introduction and notes are an integral part of this budget activity report.





# SMART Program Budget Activity Report

## Completed and Meets Standard Projects Detail Schedule for Quarter Ended March 31, 2018



GOB Referendum Approved by Voters on 11/4/2014 - 40 Months Since Approval

School/ Project	Original Budget	Current Budget	Prior Year Expenditures	Commitments	Current Year Expenditures	Balance
<b>Stranahan High School</b>						
Music Instruments Project Number: 021185009	100,000	100,000	-	-	93,724	6,276
Weight Room Renovation Project Number: P.001995	121,000	121,000	-	-	113,559	7,441
Track Resurfacing Project Number: p.002107	300,000	300,000	300,000	-	-	-
<b>SunEd High School</b>						
Charter School Technology Project Number: 506085004	107,296	107,283	107,283	-	-	-
<b>Sunland Park Academy</b>						
Additional Computers to Close Gap Project Number: 061185002	29,000	28,768	28,768	-	-	-
Wireless Network Upgrade and CAT 6 Data Port Upgrade Project Number: 061185003	26,000	25,850	25,850	-	-	-
Music Instruments Project Number: 061185009	50,000	50,000	12,091	4,385	33,524	-
School Choice Enhancement Project Number: P.001928	100,000	100,000	94,879	1,725	3,281	115
<b>Sunrise Middle School</b>						
Additional Computers to Close Gap Project Number: 025185002	185,000	184,884	184,884	-	-	-
Wireless Network Upgrade and CAT 6 Data Port Upgrade Project Number: 025185003	132,000	129,428	97,033	-	32,395	-
Music Instruments Project Number: 025185009	100,000	100,000	99,999	-	-	1

\* Project expenditures include, but are not limited to, construction costs, design costs, permitting costs, advertising costs during the planning and procurement phase, equipment, work orders, and Program Management fees.

There may be some additional financial activity on these projects as the final payments are made and all of the purchase orders are closed-out. When the projects are closed-out remaining balances (savings) are reported to the School Board and returned to the Capital Reserve.

This is a budget and expenditure activity report, and is not a construction status report. The accompanying introduction and notes are an integral part of this budget activity report.



# SMART Program Budget Activity Report

## Completed and Meets Standard Projects Detail Schedule for Quarter Ended March 31, 2018



GOB Referendum Approved by Voters on 11/4/2014 - 40 Months Since Approval

School/ Project	Original Budget	Current Budget	Prior Year Expenditures	Commitments	Current Year Expenditures	Balance
<b>Sunset Lakes Elementary School</b>						
Technology Infrastructure Upgrade Project Number: 366185001	9,000	-	-	-	-	-
Additional Computers to Close Gap Project Number: 366185002	195,000	194,803	194,803	-	-	-
Wireless Network Upgrade and CAT 6 Data Port Upgrade Project Number: 366185003	82,000	74,850	74,850	-	-	-
Music Instruments Project Number: 366185009	50,000	50,000	30,263	6,278	13,458	1
<b>Sunshine Elementary</b>						
Charter School Technology Project Number: 540085004	86,916	86,895	86,895	-	-	-
<b>Sunshine Elementary School</b>						
Additional Computers to Close Gap Project Number: 117185002	190,000	189,970	189,970	-	-	-
Wireless Network Upgrade and CAT 6 Data Port Upgrade Project Number: 117185003	94,000	60,310	60,310	-	-	-
Music Instruments Project Number: 117185009	50,000	50,000	240	21,485	28,274	1
Facil Projects - SMART Project Number: 117185010	60,000	-	-	-	-	-
<b>Tamarac Elementary School</b>						
Technology Infrastructure Upgrade Project Number: 262185001	26,000	9,206	9,206	-	-	-

\* Project expenditures include, but are not limited to, construction costs, design costs, permitting costs, advertising costs during the planning and procurement phase, equipment, work orders, and Program Management fees.

There may be some additional financial activity on these projects as the final payments are made and all of the purchase orders are closed-out. When the projects are closed-out remaining balances (savings) are reported to the School Board and returned to the Capital Reserve.

This is a budget and expenditure activity report, and is not a construction status report. The accompanying introduction and notes are an integral part of this budget activity report.



# SMART Program Budget Activity Report

## Completed and Meets Standard Projects Detail Schedule for Quarter Ended March 31, 2018



GOB Referendum Approved by Voters on 11/4/2014 - 40 Months Since Approval

School/ Project	Original Budget	Current Budget	Prior Year Expenditures	Commitments	Current Year Expenditures	Balance
<b>Tamarac Elementary School</b>						
Additional Computers to Close Gap Project Number: 262185002	251,000	250,988	250,988	-	-	-
Wireless Network Upgrade and CAT 6 Data Port Upgrade Project Number: 262185003	134,000	89,195	89,195	-	-	-
Music Instruments Project Number: 262185009	50,000	50,000	27,314	12,818	9,867	1
<b>Taravella, J.P. High School</b>						
Technology Infrastructure Upgrade Project Number: 275185001	429,000	289,381	289,381	-	-	-
Additional Computers to Close Gap Project Number: 275185002	788,000	787,980	787,980	-	-	-
Wireless Network Upgrade and CAT 6 Data Port Upgrade Project Number: 275185003	133,000	133,000	133,000	-	-	-
Music Instruments Project Number: 275185009	300,000	300,000	273,240	-	26,759	1
<b>Tedder Elementary School</b>						
Additional Computers to Close Gap Project Number: 057185002	90,000	89,916	89,916	-	-	-
Wireless Network Upgrade and CAT 6 Data Port Upgrade Project Number: 057185003	55,000	53,550	53,550	-	-	-
Music Instruments Project Number: 057185009	50,000	50,000	3,835	7,373	38,791	1

\* Project expenditures include, but are not limited to, construction costs, design costs, permitting costs, advertising costs during the planning and procurement phase, equipment, work orders, and Program Management fees.

There may be some additional financial activity on these projects as the final payments are made and all of the purchase orders are closed-out. When the projects are closed-out remaining balances (savings) are reported to the School Board and returned to the Capital Reserve.

This is a budget and expenditure activity report, and is not a construction status report. The accompanying introduction and notes are an integral part of this budget activity report.



# SMART Program Budget Activity Report

## Completed and Meets Standard Projects Detail Schedule for Quarter Ended March 31, 2018



GOB Referendum Approved by Voters on 11/4/2014 - 40 Months Since Approval

School/ Project	Original Budget	Current Budget	Prior Year Expenditures	Commitments	Current Year Expenditures	Balance
<b>Tequesta Trace Middle School</b>						
Technology Infrastructure Upgrade Project Number: 315185001	166,000	135,139	128,417	-	6,722	-
Additional Computers to Close Gap Project Number: 315185002	204,000	203,856	203,856	-	-	-
Wireless Network Upgrade and CAT 6 Data Port Upgrade Project Number: 315185003	72,000	61,293	61,293	-	-	-
Music Instruments Project Number: 315185009	100,000	100,000	99,398	598	-	4
<b>The Quest Center</b>						
Additional Computers to Close Gap Project Number: 102185002	22,000	21,932	21,932	-	-	-
Wireless Network Upgrade and CAT 6 Data Port Upgrade Project Number: 102185003	54,000	42,202	42,202	-	-	-
Facil Projects - SMART Project Number: 102185010	90,000	-	-	-	-	-
<b>Thurgood Marshall Elementary School</b>						
Additional Computers to Close Gap Project Number: 329185002	100,000	99,848	99,848	-	-	-
Wireless Network Upgrade and CAT 6 Data Port Upgrade Project Number: 329185003	49,000	5,937	5,937	-	-	-

\* Project expenditures include, but are not limited to, construction costs, design costs, permitting costs, advertising costs during the planning and procurement phase, equipment, work orders, and Program Management fees.

There may be some additional financial activity on these projects as the final payments are made and all of the purchase orders are closed-out. When the projects are closed-out remaining balances (savings) are reported to the School Board and returned to the Capital Reserve.

This is a budget and expenditure activity report, and is not a construction status report. The accompanying introduction and notes are an integral part of this budget activity report.



# SMART Program Budget Activity Report

## Completed and Meets Standard Projects Detail Schedule for Quarter Ended March 31, 2018



GOB Referendum Approved by Voters on 11/4/2014 - 40 Months Since Approval

School/ Project	Original Budget	Current Budget	Prior Year Expenditures	Commitments	Current Year Expenditures	Balance
<b>Tradewinds Elementary School</b>						
Technology Infrastructure Upgrade Project Number: 348185001	4,000	3,969	3,969	-	-	-
Additional Computers to Close Gap Project Number: 348185002	314,000	313,806	313,806	-	-	-
Wireless Network Upgrade and CAT 6 Data Port Upgrade Project Number: 348185003	106,000	81,804	81,804	-	-	-
<b>Tropical Elementary School</b>						
Technology Infrastructure Upgrade Project Number: 073185001	66,000	35,375	-	-	35,375	-
Additional Computers to Close Gap Project Number: 073185002	132,000	131,934	131,934	-	-	-
Wireless Network Upgrade and CAT 6 Data Port Upgrade Project Number: 073185003	84,000	60,265	21,008	-	39,257	-
Music Instruments Project Number: 073185009	50,000	50,000	14,519	25,436	10,045	-
<b>Village Elementary School</b>						
Additional Computers to Close Gap Project Number: 162185002	181,000	180,991	180,991	-	-	-
Wireless Network Upgrade and CAT 6 Data Port Upgrade Project Number: 162185003	41,000	41,000	41,000	-	-	-
Music Instruments Project Number: 162185009	50,000	50,000	-	31,522	18,478	-

\* Project expenditures include, but are not limited to, construction costs, design costs, permitting costs, advertising costs during the planning and procurement phase, equipment, work orders, and Program Management fees.

There may be some additional financial activity on these projects as the final payments are made and all of the purchase orders are closed-out. When the projects are closed-out remaining balances (savings) are reported to the School Board and returned to the Capital Reserve.

This is a budget and expenditure activity report, and is not a construction status report. The accompanying introduction and notes are an integral part of this budget activity report.



# SMART Program Budget Activity Report

## Completed and Meets Standard Projects Detail Schedule for Quarter Ended March 31, 2018



GOB Referendum Approved by Voters on 11/4/2014 - 40 Months Since Approval

School/ Project	Original Budget	Current Budget	Prior Year Expenditures	Commitments	Current Year Expenditures	Balance
<b>Walker Elementary School</b>						
Additional Computers to Close Gap Project Number: 032185002	69,000	68,849	68,849	-	-	-
Wireless Network Upgrade and CAT 6 Data Port Upgrade Project Number: 032185003	64,000	52,909	52,909	-	-	-
Music Instruments Project Number: 032185009	50,000	50,000	23,901	6,000	20,097	2
School Choice Enhancement Project Number: P.001771	100,000	100,000	99,804	-	-	196
<b>Watkins Elementary School</b>						
Technology Infrastructure Upgrade Project Number: 051185001	9,000	-	-	-	-	-
Additional Computers to Close Gap Project Number: 051185002	153,000	152,947	152,947	-	-	-
Wireless Network Upgrade and CAT 6 Data Port Upgrade Project Number: 051185003	46,000	38,164	38,164	-	-	-
Facil Projects - SMART Project Number: 051185010	60,000	-	-	-	-	-
<b>Welleby Elementary School</b>						
Technology Infrastructure Upgrade Project Number: 288185001	82,000	40,322	40,322	-	-	-
Additional Computers to Close Gap Project Number: 288185002	166,000	165,922	165,922	-	-	-

\* Project expenditures include, but are not limited to, construction costs, design costs, permitting costs, advertising costs during the planning and procurement phase, equipment, work orders, and Program Management fees.

There may be some additional financial activity on these projects as the final payments are made and all of the purchase orders are closed-out. When the projects are closed-out remaining balances (savings) are reported to the School Board and returned to the Capital Reserve.

This is a budget and expenditure activity report, and is not a construction status report. The accompanying introduction and notes are an integral part of this budget activity report.



# SMART Program Budget Activity Report

## Completed and Meets Standard Projects Detail Schedule for Quarter Ended March 31, 2018



GOB Referendum Approved by Voters on 11/4/2014 - 40 Months Since Approval

School/ Project	Original Budget	Current Budget	Prior Year Expenditures	Commitments	Current Year Expenditures	Balance
<b>Welleby Elementary School</b>						
Wireless Network Upgrade and CAT 6 Data Port Upgrade Project Number: 288185003	103,000	63,863	63,863	-	-	-
Facil Projects - SMART Project Number: 288185010	195,000	-	-	-	-	-
<b>West Broward High School</b>						
Additional Computers to Close Gap Project Number: 397185002	683,000	682,903	682,903	-	-	-
Wireless Network Upgrade and CAT 6 Data Port Upgrade Project Number: 397185003	83,000	82,949	82,949	-	-	-
Music Instruments Project Number: 397185009	300,000	300,000	-	-	299,974	26
<b>West Hollywood Elementary School</b>						
Additional Computers to Close Gap Project Number: 016185002	141,000	140,855	140,855	-	-	-
Wireless Network Upgrade and CAT 6 Data Port Upgrade Project Number: 016185003	39,000	31,223	19,601	-	11,622	-
Music Instruments Project Number: 016185009	50,000	50,000	7,731	23,420	18,841	8
<b>Westchester Elementary School</b>						
Technology Infrastructure Upgrade Project Number: 268185001	52,000	20,852	20,852	-	-	-
Additional Computers to Close Gap Project Number: 268185002	205,000	204,859	204,859	-	-	-

\* Project expenditures include, but are not limited to, construction costs, design costs, permitting costs, advertising costs during the planning and procurement phase, equipment, work orders, and Program Management fees.

There may be some additional financial activity on these projects as the final payments are made and all of the purchase orders are closed-out. When the projects are closed-out remaining balances (savings) are reported to the School Board and returned to the Capital Reserve.

This is a budget and expenditure activity report, and is not a construction status report.  
The accompanying introduction and notes are an integral part of this budget activity report.



# SMART Program Budget Activity Report

## Completed and Meets Standard Projects Detail Schedule for Quarter Ended March 31, 2018



GOB Referendum Approved by Voters on 11/4/2014 - 40 Months Since Approval

School/ Project	Original Budget	Current Budget	Prior Year Expenditures	Commitments	Current Year Expenditures	Balance
<b>Westchester Elementary School</b>						
Wireless Network Upgrade and CAT 6 Data Port Upgrade Project Number: 268185003	123,000	73,998	73,998	-	-	-
Music Instruments Project Number: 268185009	50,000	50,000	41,394	-	8,538	68
<b>Western High School</b>						
Technology Infrastructure Upgrade Project Number: 283185001	297,000	255,229	255,229	-	-	-
Additional Computers to Close Gap Project Number: 283185002	668,000	667,869	667,869	-	-	-
Wireless Network Upgrade and CAT 6 Data Port Upgrade Project Number: 283185003	141,000	99,055	99,055	-	-	0
School Choice - SMART Project Number: 283185008	100,000	100,000	-	-	-	100,000
Music Instruments Project Number: 283185009	300,000	300,000	287,849	-	10,994	1,157
Track Resurfacing Project Number: p.002105	300,000	300,000	191,060	12,753	-	96,187
<b>Westglades Middle School</b>						
Technology Infrastructure Upgrade Project Number: 387185001	215,000	157,117	156,637	-	480	-
Additional Computers to Close Gap Project Number: 387185002	304,000	303,928	303,928	-	-	-

\* Project expenditures include, but are not limited to, construction costs, design costs, permitting costs, advertising costs during the planning and procurement phase, equipment, work orders, and Program Management fees.

There may be some additional financial activity on these projects as the final payments are made and all of the purchase orders are closed-out. When the projects are closed-out remaining balances (savings) are reported to the School Board and returned to the Capital Reserve.

This is a budget and expenditure activity report, and is not a construction status report. The accompanying introduction and notes are an integral part of this budget activity report.





# SMART Program Budget Activity Report

## Completed and Meets Standard Projects Detail Schedule for Quarter Ended March 31, 2018



GOB Referendum Approved by Voters on 11/4/2014 - 40 Months Since Approval

School/ Project	Original Budget	Current Budget	Prior Year Expenditures	Commitments	Current Year Expenditures	Balance
<b>Westglades Middle School</b>						
Wireless Network Upgrade and CAT 6 Data Port Upgrade Project Number: 387185003	25,000	18,297	2,690	-	15,607	-
Music Instruments Project Number: 387185009	100,000	100,000	99,992	-	-	8
Single Point of Entry Project Number: P.001816	233,000	233,000	21,710	9,700	-	201,590
<b>Westpine Middle School</b>						
Technology Infrastructure Upgrade Project Number: 205285001	9,000	6,138	-	-	6,138	-
Additional Computers to Close Gap Project Number: 205285002	236,000	235,969	235,969	-	-	-
Wireless Network Upgrade and CAT 6 Data Port Upgrade Project Number: 205285003	136,000	109,275	35,350	-	73,925	-
Music Instruments Project Number: 205285009	100,000	100,000	99,991	-	-	9
<b>Westwood Heights Elementary School</b>						
Additional Computers to Close Gap Project Number: 063185002	82,000	81,941	81,941	-	-	-
Wireless Network Upgrade and CAT 6 Data Port Upgrade Project Number: 063185003	52,000	42,111	42,111	-	-	-
Music Instruments Project Number: 063185009	50,000	50,000	19,802	14,501	15,690	7

\* Project expenditures include, but are not limited to, construction costs, design costs, permitting costs, advertising costs during the planning and procurement phase, equipment, work orders, and Program Management fees.

There may be some additional financial activity on these projects as the final payments are made and all of the purchase orders are closed-out. When the projects are closed-out remaining balances (savings) are reported to the School Board and returned to the Capital Reserve.

This is a budget and expenditure activity report, and is not a construction status report. The accompanying introduction and notes are an integral part of this budget activity report.



# SMART Program Budget Activity Report

## Completed and Meets Standard Projects Detail Schedule for Quarter Ended March 31, 2018



GOB Referendum Approved by Voters on 11/4/2014 - 40 Months Since Approval

School/ Project	Original Budget	Current Budget	Prior Year Expenditures	Commitments	Current Year Expenditures	Balance
<b>Whiddon-Rogers Education Center</b>						
Technology Infrastructure Upgrade Project Number: 045285001	18,000	17,692	17,692	-	-	-
Additional Computers to Close Gap Project Number: 045285002	50,000	49,983	49,983	-	-	-
Wireless Network Upgrade and CAT 6 Data Port Upgrade Project Number: 045285003	136,000	132,232	91,045	-	41,187	-
Music Instruments Project Number: 045285009	50,000	50,000	49,999	-	-	1
School Choice Enhancement Project Number: P.001702	100,000	100,000	93,434	1	6,565	-
<b>Whispering Pines Education Center</b>						
Wireless Network Upgrade and CAT 6 Data Port Upgrade Project Number: 175285003	33,000	31,706	16,137	-	15,569	-
<b>Wilton Manors Elementary School</b>						
Additional Computers to Close Gap Project Number: 019185002	129,000	128,622	128,622	-	-	-
Wireless Network Upgrade and CAT 6 Data Port Upgrade Project Number: 019185003	40,000	-	-	-	-	-
<b>Wingate Oaks Center</b>						
Technology Infrastructure Upgrade Project Number: 099185001	103,000	102,986	102,986	-	-	-

\* Project expenditures include, but are not limited to, construction costs, design costs, permitting costs, advertising costs during the planning and procurement phase, equipment, work orders, and Program Management fees.

There may be some additional financial activity on these projects as the final payments are made and all of the purchase orders are closed-out. When the projects are closed-out remaining balances (savings) are reported to the School Board and returned to the Capital Reserve.

This is a budget and expenditure activity report, and is not a construction status report. The accompanying introduction and notes are an integral part of this budget activity report.



# SMART Program Budget Activity Report

## Completed and Meets Standard Projects Detail Schedule for Quarter Ended March 31, 2018



GOB Referendum Approved by Voters on 11/4/2014 - 40 Months Since Approval

School/ Project	Original Budget	Current Budget	Prior Year Expenditures	Commitments	Current Year Expenditures	Balance
<b>Wingate Oaks Center</b>						
Additional Computers to Close Gap Project Number: 099185002	11,000	10,967	10,967	-	-	-
Wireless Network Upgrade and CAT 6 Data Port Upgrade Project Number: 099185003	61,000	48,854	48,854	-	-	-
<b>Winston Park Elementary School</b>						
Technology Infrastructure Upgrade Project Number: 309185001	73,000	73,000	73,000	-	-	-
Additional Computers to Close Gap Project Number: 309185002	360,000	359,978	359,978	-	-	-
Wireless Network Upgrade and CAT 6 Data Port Upgrade Project Number: 309185003	124,000	102,484	102,484	-	-	-
Music Instruments Project Number: 309185009	50,000	50,000	3,248	31,777	14,975	-
<b>Young, Virginia Shuman Elementary School</b>						
Technology Infrastructure Upgrade Project Number: 332185001	43,000	39,085	39,085	-	-	-
Additional Computers to Close Gap Project Number: 332185002	145,000	144,890	144,890	-	-	-
Wireless Network Upgrade and CAT 6 Data Port Upgrade Project Number: 332185003	84,000	50,932	20,734	-	30,198	-
Music Instruments Project Number: 332185009	50,000	50,000	138	40,145	9,714	3

\* Project expenditures include, but are not limited to, construction costs, design costs, permitting costs, advertising costs during the planning and procurement phase, equipment, work orders, and Program Management fees.

There may be some additional financial activity on these projects as the final payments are made and all of the purchase orders are closed-out. When the projects are closed-out remaining balances (savings) are reported to the School Board and returned to the Capital Reserve.

This is a budget and expenditure activity report, and is not a construction status report. The accompanying introduction and notes are an integral part of this budget activity report.



# SMART Program Budget Activity Report

## Completed and Meets Standard Projects Detail Schedule for Quarter Ended March 31, 2018



GOB Referendum Approved by Voters on 11/4/2014 - 40 Months Since Approval

School/ Project	Original Budget	Current Budget	Prior Year Expenditures	Commitments	Current Year Expenditures	Balance
<b>Young, Walter C. Middle School</b>						
Technology Infrastructure Upgrade Project Number: 300185001	182,000	155,271	155,271	-	-	-
Additional Computers to Close Gap Project Number: 300185002	212,000	211,976	211,976	-	-	-
Wireless Network Upgrade and CAT 6 Data Port Upgrade Project Number: 300185003	90,000	72,161	72,161	-	-	-
Music Instruments Project Number: 300185009	100,000	100,000	99,993	-	-	7
School Choice Enhancement Project Number: P.001961	100,000	100,000	26,199	1,168	66,223	6,410

\* Project expenditures include, but are not limited to, construction costs, design costs, permitting costs, advertising costs during the planning and procurement phase, equipment, work orders, and Program Management fees.

There may be some additional financial activity on these projects as the final payments are made and all of the purchase orders are closed-out. When the projects are closed-out remaining balances (savings) are reported to the School Board and returned to the Capital Reserve.

This is a budget and expenditure activity report, and is not a construction status report.  
The accompanying introduction and notes are an integral part of this budget activity report.



# SMART Program Budget Activity Report

## Completed and Meets Standard Projects Detail Schedule for Quarter Ended December 31, 2017



GOB Referendum Approved by Voters on 11/4/20146 - 37 Months Since Approval

	Original Budget	Current Budget	Prior Year Expenditures	Commitments	Current Year Expenditures	Balance
Projects Totals	\$121,426,700	\$106,695,871	\$91,857,092	\$2,326,182	\$8,987,369	\$3,525,228

\* Project expenditures include, but are not limited to, construction costs, design costs, permitting costs, advertising costs during the planning and procurement phase, equipment, work orders, and Program Management fees.

There may be some additional financial activity on these projects as the final payments are made and all of the purchase orders are closed-out. When the projects are closed-out remaining balances (savings) are reported to the School Board and returned to the Capital Reserve.

This is a budget and expenditure activity report, and is not a construction status report.  
The accompanying introduction and notes are an integral part of this budget activity report.





# SMART Program Budget Activity Report

## Remaining Projects Summary Schedule

### for Quarter Ended March 31, 2018

GOB Referendum Approved by Voters on 11/4/2014 - 40 Months Since Approval



GOB	Original Budget	Current Budget
Safety	\$ 737,184	\$ 5,287,173
Music & Art	1,773,924	1,773,924
Athletics	968,000	968,000
Renovation	14,251,350	14,251,350
<b>GOB Total</b>	<b>\$ 17,730,458</b>	<b>\$ 22,280,447</b>

Non-GOB	Original Budget	Current Budget
Safety	\$ 609,111	\$ 2,789,122
Music & Art	2,643,000	2,593,000
Renovation	1,293,331	1,294,430
<b>Non-GOB Total</b>	<b>\$ 4,545,442</b>	<b>\$ 6,676,552</b>

<b>Total</b>	<b>\$ 22,275,900</b>	<b>\$ 28,956,999</b>
--------------	----------------------	----------------------

# SMART Program Budget Activity Report



## Remaining Projects Detail Schedule for Quarter Ended March 31, 2018

GOB Referendum Approved by Voters on 11/4/2014 - 40 Months Since Approval

School	Project	Original Budget	Current Budget
Anderson, Boyd H. High School	Single Point of Entry	540,000	540,000
	School Choice Enhancement	100,000	100,000
Atlantic West Elementary School	Music Equipment Replacement	50,000	50,000
Bair Middle School	School Choice Enhancement	100,000	100,000
Bayview Elementary School	Building Envelope Improvements (Roof, Window, Ext Wall, etc.)	836,000	836,000
	School Choice Enhancement	100,000	100,000
Bennett Elementary School	HVAC Improvements	9,605	9,605
	Media Center improvements	14,954	14,954
	Fire Alarm	34,819	34,819
	Building Envelope Improvements (Roof, Window, Ext Wall, etc.)	138,622	138,622
Boulevard Heights Elementary School	Music Equipment Replacement	50,000	50,000
	School Choice Enhancement	100,000	100,000
Bright Horizons Center	Music Equipment Replacement	50,000	50,000
	School Choice Enhancement	100,000	100,000
Broward Estates Elementary School	Music Equipment Replacement	50,000	50,000
	School Choice Enhancement	100,000	100,000
Castle Hill Annex	HVAC Improvements	11,335	11,335
	Media Center improvements	18,012	18,012
	Fire Alarm	39,130	39,130
	Building Envelope Improvements (Roof, Window, Ext Wall, etc.)	31,523	31,523

\* Project expenditures include, but are not limited to, construction costs, design costs, permitting costs, advertising costs during the planning and procurement phase, equipment, work orders, and Program Management fees.

This is a budget and expenditure activity report, and is not a construction status report. The accompanying introduction and notes are an integral part of this report.





# SMART Program Budget Activity Report



## Remaining Projects Detail Schedule for Quarter Ended March 31, 2018

GOB Referendum Approved by Voters on 11/4/2014 - 40 Months Since Approval

School	Project	Original Budget	Current Budget
Challenger Elementary School	School Choice Enhancement	100,000	100,000
Coconut Creek High School	School Choice Enhancement	100,000	100,000
Collins Elementary School	Music Equipment Replacement	50,000	50,000
Cooper City Elementary School	School Choice Enhancement	100,000	100,000
Coral Springs High School	Weight Room Renovation	121,000	121,000
Coral Springs Middle School	Media Center improvements	640,000	640,000
	Building Envelope Improvements (Roof, Window, Ext Wall, etc.)	2,369,000	2,369,000
	School Choice Enhancement	100,000	100,000
Country Hills Elementary School	HVAC Improvements	239,515	239,515
	Building Envelope Improvements (Roof, Window, Ext Wall, etc.)	156,418	156,418
	Fire Sprinklers	11,067	11,067
Cross Creek School	Building Envelope Improvements (Roof, Window, Ext Wall, etc.)	54,643	54,643
	Fire Alarm	56,667	56,667
	HVAC Improvements	58,690	58,690
Cypress Run Education Center	Music Equipment Replacement	50,000	50,000
Dandy, William Middle School	School Choice Enhancement	100,000	100,000
Dania Elementary School	Media Center improvements	21,283	21,283
	Music Room Renovation	13,589	13,589
	Safety / Security Upgrade	14,688	14,688
	Electrical Improvements	60,951	60,951

\* Project expenditures include, but are not limited to, construction costs, design costs, permitting costs, advertising costs during the planning and procurement phase, equipment, work orders, and Program Management fees.

This is a budget and expenditure activity report, and is not a construction status report.  
The accompanying introduction and notes are an integral part of this report.



# SMART Program Budget Activity Report



## Remaining Projects Detail Schedule for Quarter Ended March 31, 2018

GOB Referendum Approved by Voters on 11/4/2014 - 40 Months Since Approval

School	Project	Original Budget	Current Budget
Dania Elementary School	Art Room Renovation and Equipment	6,495	6,495
	Building Envelope Improvements (Roof, Window, Ext Wall, etc.)	26,579	26,579
	Replacement of building 2	106,415	106,415
Dave Thomas Education Center	Music Equipment Replacement	50,000	50,000
Davie Elementary School	School Choice Enhancement	100,000	100,000
Deerfield Park Elementary School	School Choice Enhancement	100,000	100,000
Dillard Elementary School	School Choice Enhancement	100,000	100,000
District Wide (Renovations)	SMART Program Reserve	-	1,099
District Wide Non-Facility Funding	SMART - Drama Staging, Lighting, & Sound Equipment	1,100,000	1,100,000
	Single Point of Entry Reserve	-	6,730,000
Drew, Charles Family Resource Center	Music Equipment Replacement	50,000	50,000
Driftwood Middle School	School Choice Enhancement	100,000	100,000
Ely, Blanche High School	School Choice Enhancement	100,000	100,000
Flamingo Elementary School	Building Envelope Improvements (Roof, Window, Ext Wall, etc.)	227,000	227,000
	HVAC Improvements	1,443,000	1,443,000
	Media Center improvements	285,000	285,000
Flanagan, Charles W. High School	School Choice Enhancement	100,000	100,000
Fox Trail Elementary School	School Choice Enhancement	100,000	100,000
Gulfstream Academy of Hallandale Beach K-8(Hallandale Adult & Community Center)	Music Equipment Replacement	50,000	50,000

\* Project expenditures include, but are not limited to, construction costs, design costs, permitting costs, advertising costs during the planning and procurement phase, equipment, work orders, and Program Management fees.

This is a budget and expenditure activity report, and is not a construction status report. The accompanying introduction and notes are an integral part of this report.



# SMART Program Budget Activity Report



## Remaining Projects Detail Schedule for Quarter Ended March 31, 2018

GOB Referendum Approved by Voters on 11/4/2014 - 40 Months Since Approval

School	Project	Original Budget	Current Budget
Gulfstream Academy of Hallandale Beach K-8(Hallandale Elementary School)	Building Envelope Improvements (Roof, Window, Ext Wall, etc.)	52,035	52,035
	HVAC Improvements	84,965	84,965
Gulfstream Early Learning Center of Excellence	Music Room Renovation	521,000	521,000
	Replacement of building 4	82,000	82,000
	Single Point of Entry	75,000	75,000
	Music Equipment Replacement	100,000	50,000
	School Choice Enhancement	100,000	100,000
Henry D. Perry Education Center	School Choice Enhancement	100,000	100,000
Hollywood Central Elementary School	School Choice Enhancement	100,000	100,000
Horizon Elementary School	School Choice Enhancement	100,000	100,000
Indian Trace Elementary School	Fire Alarm	269,000	269,000
	Building Envelope Improvements (Roof, Window, Ext Wall, etc.)	1,306,000	1,306,000
	School Choice Enhancement	100,000	100,000
Lake Forest Elementary School	School Choice Enhancement	100,000	100,000
Lanier-James Education Center	Music Equipment Replacement	50,000	50,000
Larkdale Elementary School	Music Equipment Replacement	50,000	50,000
Lauderdale Manors Early Learning and Resource Center	Music Equipment Replacement	50,000	50,000
Lauderhill 6-12 School	Music Equipment Replacement	300,000	300,000

\* Project expenditures include, but are not limited to, construction costs, design costs, permitting costs, advertising costs during the planning and procurement phase, equipment, work orders, and Program Management fees.

This is a budget and expenditure activity report, and is not a construction status report. The accompanying introduction and notes are an integral part of this report.



# SMART Program Budget Activity Report



## Remaining Projects Detail Schedule for Quarter Ended March 31, 2018

GOB Referendum Approved by Voters on 11/4/2014 - 40 Months Since Approval

School	Project	Original Budget	Current Budget
Lauderhill 6-12 School	School Choice Enhancement	100,000	100,000
Margate Middle School	School Choice Enhancement	100,000	100,000
Markham, C. Robert Elementary School	Music Equipment Replacement	50,000	50,000
	School Choice Enhancement	100,000	100,000
McArthur High School	Weight Room Renovation	121,000	121,000
	School Choice Enhancement	100,000	100,000
McNab Elementary School	School Choice Enhancement	100,000	100,000
McNicol Middle School	Conversion of Existing Space to Music and/or Art Lab(s)	322,000	322,000
	HVAC Improvements	205,000	205,000
	Music Room Renovation	521,000	521,000
Millennium 6-12 Collegiate Academy	School Choice Enhancement	100,000	100,000
Miramar High School	Weight Room Renovation	121,000	121,000
	School Choice Enhancement	100,000	100,000
Morrow Elementary School	Music Equipment Replacement	50,000	50,000
North Andrews Gardens Elementary School	Fire Sprinklers	18,000	18,000
North Fork Elementary School	School Choice Enhancement	100,000	100,000
North Lauderdale Elementary School	Media Center improvements	149,000	149,000
Northeast High School	Weight Room Renovation	121,000	121,000
Nova Dwight D Eisenhower Elementary School	Music Equipment Replacement	50,000	50,000
Olsen Middle School	School Choice Enhancement	100,000	100,000
Oriole Elementary School	Music Equipment Replacement	50,000	50,000

\* Project expenditures include, but are not limited to, construction costs, design costs, permitting costs, advertising costs during the planning and procurement phase, equipment, work orders, and Program Management fees.

This is a budget and expenditure activity report, and is not a construction status report. The accompanying introduction and notes are an integral part of this report.



# SMART Program Budget Activity Report



## Remaining Projects Detail Schedule for Quarter Ended March 31, 2018

GOB Referendum Approved by Voters on 11/4/2014 - 40 Months Since Approval

School	Project	Original Budget	Current Budget
Oriole Elementary School	School Choice Enhancement	100,000	100,000
Palm Cove Elementary School	School Choice Enhancement	100,000	100,000
Palmview Elementary School	Media Center improvements	26,303	26,303
	HVAC Improvements	194,927	194,927
	Building Envelope Improvements (Roof, Window, Ext Wall, etc.)	80,946	80,946
	Fire Sprinklers	47,824	47,824
	Music Equipment Replacement	50,000	50,000
Park Springs Elementary School	Building Envelope Improvements (Roof, Window, Ext Wall, etc.)	107,602	107,602
	Conversion of Existing Space to Music and/or Art Lab(s)	14,642	14,642
	Fire Sprinklers and Fire Alarm	89,582	89,582
	HVAC Improvements	211,391	211,391
	Music Room Renovation	11,783	11,783
Parkway Middle School	School Choice Enhancement	100,000	100,000
Pasadena Lakes Elementary School	Music Equipment Replacement	50,000	50,000
Pembroke Lakes Elementary School	School Choice Enhancement	100,000	100,000
Pembroke Pines Elementary School	School Choice Enhancement	100,000	100,000
Perry, Annabel C. Elementary School	Music Equipment Replacement	50,000	50,000
Peters Elementary School	School Choice Enhancement	100,000	100,000
Pine Ridge Education Center	Music Equipment Replacement	50,000	50,000

\* Project expenditures include, but are not limited to, construction costs, design costs, permitting costs, advertising costs during the planning and procurement phase, equipment, work orders, and Program Management fees.

This is a budget and expenditure activity report, and is not a construction status report. The accompanying introduction and notes are an integral part of this report.



# SMART Program Budget Activity Report



## Remaining Projects Detail Schedule for Quarter Ended March 31, 2018

GOB Referendum Approved by Voters on 11/4/2014 - 40 Months Since Approval

School	Project	Original Budget	Current Budget
Pines Lakes Elementary School	School Choice Enhancement	100,000	100,000
Plantation Elementary School	School Choice Enhancement	100,000	100,000
Plantation High School	Weight Room Renovation	121,000	121,000
	School Choice Enhancement	100,000	100,000
Plantation Middle School	School Choice Enhancement	100,000	100,000
Pompano Beach Middle School	Music Equipment Replacement	100,000	100,000
Quiet Waters Elementary School	School Choice Enhancement	100,000	100,000
Ramblewood Elementary School	School Choice Enhancement	100,000	100,000
Riverglades Elementary School	School Choice Enhancement	100,000	100,000
Riverland Elementary School	School Choice Enhancement	100,000	100,000
Riverside Elementary School	School Choice Enhancement	100,000	100,000
Rock Island Elementary School	Music Equipment Replacement	50,000	50,000
Royal Palm Elementary School	School Choice Enhancement	100,000	100,000
Seagull Alternative High School	Music Equipment Replacement	50,000	50,000
Seminole Middle School	School Choice Enhancement	100,000	100,000
Silver Lakes Elementary School	School Choice Enhancement	100,000	100,000
South Plantation High School	Building Envelope Improvements (Roof, Window, Ext Wall, etc.)	44,594	44,594
	Electrical Improvements	44,076	44,076

\* Project expenditures include, but are not limited to, construction costs, design costs, permitting costs, advertising costs during the planning and procurement phase, equipment, work orders, and Program Management fees.

This is a budget and expenditure activity report, and is not a construction status report. The accompanying introduction and notes are an integral part of this report.



# SMART Program Budget Activity Report



## Remaining Projects Detail Schedule for Quarter Ended March 31, 2018

GOB Referendum Approved by Voters on 11/4/2014 - 40 Months Since Approval

School	Project	Original Budget	Current Budget
South Plantation High School	Fire Sprinklers	68,274	68,274
	HVAC Improvements	83,310	83,310
	Media Center improvements	71,731	71,731
	STEM Lab improvements	68,015	68,015
Sunshine Elementary School	Building Envelope Improvements (Roof, Window, Ext Wall, etc.)	28,592	28,592
	HVAC Improvements	50,408	50,408
	Fire Sprinklers	72,089	72,089
	Fire Alarm	6,911	6,911
Taravella, J.P. High School	Weight Room Renovation	121,000	121,000
	School Choice Enhancement	100,000	100,000
Tequesta Trace Middle School	School Choice Enhancement	100,000	100,000
Thurgood Marshall Elementary School	Music Equipment Replacement	50,000	50,000
Tropical Elementary School	School Choice Enhancement	100,000	100,000
Village Elementary School	School Choice Enhancement	100,000	100,000
Watkins Elementary School	Building Envelope Improvements (Roof, Window, Ext Wall, etc.)	111,656	111,656
	Fire Sprinklers	3,244	3,244
	Music Equipment Replacement	50,000	50,000
West Broward High School	Weight Room Renovation	121,000	121,000
Western High School	Weight Room Renovation	121,000	121,000
Westpine Middle School	School Choice Enhancement	100,000	100,000
Whispering Pines Education Center	Music Equipment Replacement	50,000	50,000

\* Project expenditures include, but are not limited to, construction costs, design costs, permitting costs, advertising costs during the planning and procurement phase, equipment, work orders, and Program Management fees.

This is a budget and expenditure activity report, and is not a construction status report. The accompanying introduction and notes are an integral part of this report.



# SMART Program Budget Activity Report



## Remaining Projects Detail Schedule for Quarter Ended March 31, 2018

GOB Referendum Approved by Voters on 11/4/2014 - 40 Months Since Approval

School	Project	Original Budget	Current Budget
Wilton Manors Elementary School	School Choice Enhancement	100,000	100,000
Wingate Oaks Center	Music Equipment Replacement	50,000	50,000
Winston Park Elementary School	School Choice Enhancement	100,000	100,000
Young, Virginia Shuman Elementary School	School Choice Enhancement	100,000	100,000

\* Project expenditures include, but are not limited to, construction costs, design costs, permitting costs, advertising costs during the planning and procurement phase, equipment, work orders, and Program Management fees.

This is a budget and expenditure activity report, and is not a construction status report.  
The accompanying introduction and notes are an integral part of this report.





# SMART Program Budget Activity Report



## Remaining Projects Detail Schedule for Quarter Ended December 31, 2017

GOB Referendum Approved by Voters on 11/4/2014 - 37 Months Since Approval

	Original Budget	Current Budget
Total	\$ 22,275,900	\$ 28,956,999

\* Project expenditures include, but are not limited to, construction costs, design costs, permitting costs, advertising costs during the planning and procurement phase, equipment, work orders, and Program Management fees.

This is a budget and expenditure activity report, and is not a construction status report.  
The accompanying introduction and notes are an integral part of this report.







# Section 7

---

## Supplier Diversity Outreach Program

Maurice Woods, Chief Strategy & Operations Officer

**SUPPLIER DIVERSITY OUTREACH PROGRAM  
FY 18 Q3****INTRODUCTION:**

In the third quarter of fiscal year '18, The Supplier Diversity Outreach Program (SDOP) continues to demonstrate positive trends in S/M/WBE participation and commitment. With an upward trend in Construction Expenditures, and an increase in E/S/M/WBE Prime Vendors, and subcontractor/sub – consultants commitments, SDOP continues the outreach efforts, promoting new and upcoming SMART project opportunities.

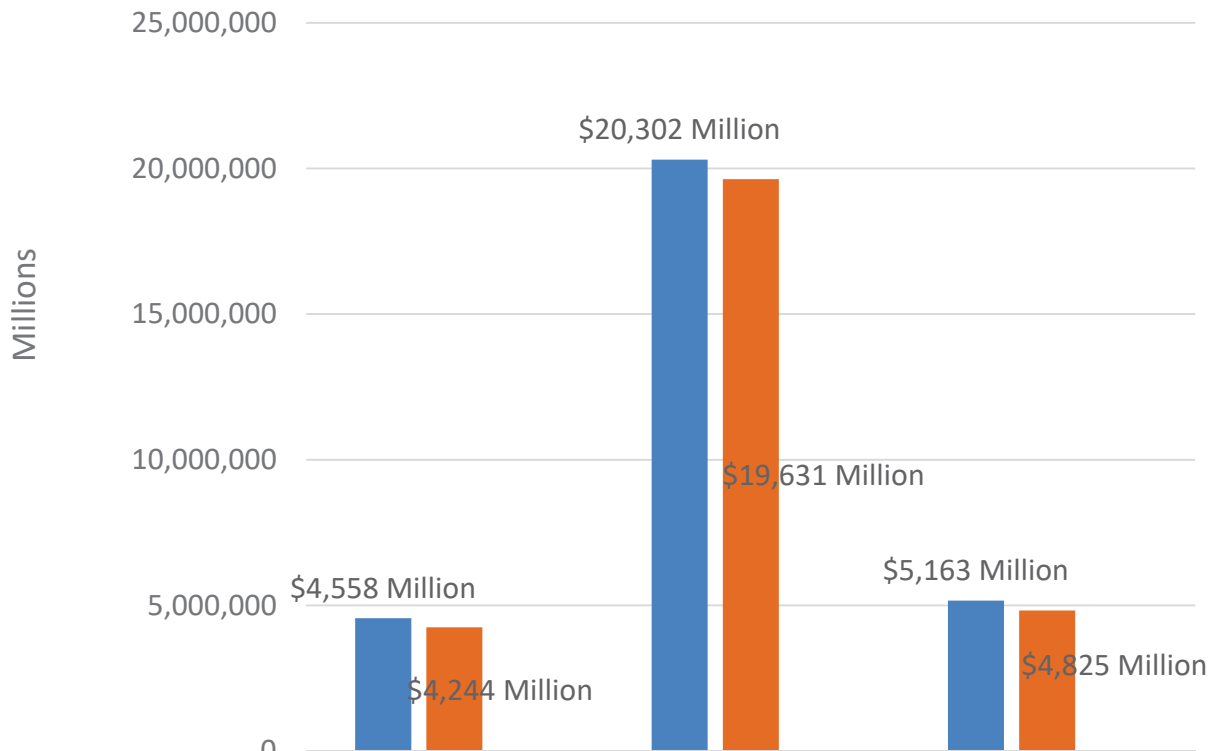
In Q3 SDOP hosted and attended a combination of 14 outreach events, Our goal is to recruit, and retain local E/S/M/WBE vendors that are domicile within the Tri-County area that have the capacity and capability to do business with the District. As of March 31, 2018, SDOP reported 722 Certified Firms that participate in our Program, an overall increase of 3%.

As part of our program, SDOP Compliance evaluate S/M/WBE participation on contracts, monitor and track compliance on SMART program Contracts and all district wide contracts. It is important to note that the district-wide contract include funding in two (2) categories : District wide contracts and SMART projects in the areas of Safety Music and Arts, Athletics and Technology. For SMART projects in the aforementioned categories, the Procurement & Warehousing Services Department rely upon Capital Budget Department to provide send data to analyze prime purchase order values. Only contracts under the Renovations category are identified and funded solely by the SMART program. SDOP manually tracks S/M/WBE subcontractor participation commitments and payments, and utilization. We look forward to the implementation of a more automated process for tracking and reporting.

## Supplier Diversity Outreach Program



## Introduction



	FY '18 - Q1	FY '18 - Q2	FY '18 - Q3
■ TOTAL CONTRACT AMOUNT \$	4,558,750	20,302,364	5,163,800
■ S/M/WBE COMMITMENT AMOUNT \$	4,244,008	19,631,280	4,825,115
■ S/M/WBE COMMITMENT AMOUNT %	93.1%	96.7%	93%

By Ethnicity/Gender	FY '18 - Q1	FY '18 - Q2	FY '18 - Q3
African American S/MBE	\$ 652,690.00	\$ 842,010.00	\$ 163,070.00
African American S/M/WBE	\$ 21,160.00	\$ 584,309.00	\$ 707,193.78
Women Business Enterprise S/WBE	\$ 496,187.50	\$ 984,400.00	\$ 1,114,500.00
Asian Pacific American S/MBE	\$ 327,220.00	\$ 5,040.00	TBD
Hispanic American S/MBE	\$ 992,510.00	\$14,748,324.74	\$ 663,015.00
Hispanic American S/M/WBE	\$ 66,100.00	\$ 2,045,396.50	\$ 694,780.00
Sub-Continent Asian American S/MBE	\$ 251,890.00	\$ 245,400.00	\$ 500,952.22
Sub-Continent Asian American S/M/WBE	\$ 1,436,250.00	\$ 176,400.00	\$ 981,604.00
<b>Total by Ethnicity/Gender \$</b>	<b>\$ 4,244,007.50</b>	<b>\$19,631,280.24</b>	<b>\$ 4,825,115.00</b>
<b>Total Contract Amount \$</b>	<b>\$ 4,558,750.00</b>	<b>\$20,302,364.00</b>	<b>\$ 5,163,800.00</b>
<b>Total Non-S/M/WBE Commitment \$</b>	<b>\$ 314,742.50</b>	<b>\$ 671,083.76</b>	<b>\$ 338,685.00</b>
<b>Total S/M/WBE Commitment %</b>	<b>93.1%</b>	<b>96.7%</b>	<b>93%</b>

## Executive Summary:

SBBC's Supplier Diversity Outreach Program's (SDOP) implementation of the new policy 3330 is gradually moving from phase 2 into phase 3. The focus is on continuous improvement and direct alignment with Procurement and Warehousing Services (PWS). In FY 18 Q3 SDOP has made following strides:

- Implemented New Affirmative Procurement Initiatives (APIs) to solicitations in Construction and Professional Services.
  - We are in the developmental stages of the following APIs
    - Mentor Protégé Program
    - The Vendor Rotation Program
    - The Direct Purchasing Program
- Kick off meetings for the Implementation of the Central Bidder's Registration (CBR) System

SDOP Team continues to host and attend various outreach events to Educate, Recruit and inform Local Small Businesses within the Tri-County area of the new Policy changes. We offer Reciprocal Certification to Firms that are certified by local government entities and other organizations identified that have adopted certification standards and procedures similar to those followed by the SDOP.

Between January 1, 2018 and March 31, 2018 SDOP Participated in 9 QSEC Evaluation meetings and scored 71 Proposals. The BOC SDOP Q3 update provides BCPS E/S/M/WBE certification data and a Q3 Outreach Events report with ROI. The items below reflect the information contained within the SDOP section of the BOC report for FY '18 Q3.

- SDOP Program Metrics
  1. SDOP Outreach Events Reports
  2. E/S/M/WBE Certification Program Activity
  3. SMART Bond E/S/M/WBE Contract Compliance
    - 3.1. QSEC Proposals Evaluated
    - 3.2. E/S/M/WBE Bond Report FY'18 Q3
    - 3.3. E/S/M/WBE Breakdown by SMART Category
  4. SMART Bond E/S/M/WBE Cumulative Spend
    - 4.1. Value of Purchase Orders Issued to E/S/M/WBE Firms per SMART Category

## SDOP PROGRAM METRICS

Reporting Period January 1, 2018 – March 31, 2018

### 1. SDOP OUTREACH EVENTS REPORT

# of Workshops - 14

# of Trade Shows/Expos - 0

# of Newspaper/Radio "Impressions" - 0

**Total Outreach Events - 14**

### 2. E/S/M/WBE CERTIFICATION PROGRAM ACTIVITY

# of Certifications 48

# of Re-Certifications – 35

# of Denials – 10

**Total S/M/WBE Program Activity – 93**

**Total Number of SBE Certified Firms – 48**

**Total S/M/WBE Certified Firms – 662**

**Total E/S/M/WBE Certified Firms – 12**

**Total number of Certified Firms – 722**

### 3. SMART BOND S/M/WBE CONTRACT COMPLIANCE

**3.1** - # of QSEC Proposals Evaluated – 71

**3.2** – S/M/WBE Bond Report FY '18 Q3

# of Projects with M/WBE Participation – 33

\$ Amount of Contracts with M/WBE Participation -  
\$5,163,800.00

\$ Amount of S/M/WBE Commitment - \$4,825,115.00

% of S/M/WBE Commitment – 93%

**3.3** – S/M/WBE Breakdown by SMART Category

*\*Note: Contract Compliance totals related to Design and Construction*

### 4. SMART BOND E/S/M/WBE CUMULATIVE SPEND UP TO FY17 Q3

**4.1** – Value of Purchase Orders Issued to M/WBE Firms per SMART  
Category

\$ Amount of M/WBE Spend - \$59,203,046

% of M/WBE Prime Utilization – 31.29%

# 1. SDOP OUTREACH EVENTS REPORT

**Broward County Public Schools (BCPS)**  
**Procurement & Warehousing Services Department**  
**Supplier Diversity Outreach Program**  
**Outreach Events Report - as of April 2, 2018**

BCPS Event	Date	Description	Role	Attendees						Total Certified E/S/M/W/BE Companies Post-Event	% of Total Certified E/S/M/W/BE Companies Post-Event
				Prospective Pre-Qualified Contractors	Prospective E/S/M/W/BE Companies	Pre-Qualified Contractors	Certified E/S/M/W/BE Companies	BCPS Staff	Total		
No	July 10, 2017	City of Pompano Beach Masonry Quick Start Workshop	Business Development Training	0	7	0	0	1	14	0	0%
No	August 10, 2017	ICABA Business at Breakfast Black Business Development: A Public Policy Perspective	Event Attendee	0	9	0	2	1	20	0	0%
No	August 11, 2017	Lauderhill Chamber of Commerce Entrepreneur Bootcamp Breakfast	Business Development Training	0	10	0	0	1	11	2	20%
No	August 11, 2017	Miami-Dade County Internal Services Department - Small Business Development Division in Association with the Miami-Dade County Commission of Women	Business Development Training	0	11	0	1	1	13	2	18%
No	August 25, 2017	Broward College / Florida Department of Management Services Supplier Diversity Day Panel, "MSE Barriers in Public Contracting"	Panelist / Business Matchmaker	0	22	3	7	3	35	2	9%
No	September 25, 2017	South Florida Black Business Directory Panel Titled, "Are Black Consumers the Real Problem?"	Business Matchmaker	0	9	0	2	1	12	0	0%

Total # of Events  
Fiscal Year to Date

37



# 1. SDOP OUTREACH EVENTS REPORT

**Broward County Public Schools (BCPS)**  
**Procurement & Warehousing Services Department**  
**Supplier Diversity Outreach Program**  
**Outreach Events Report - as of April 2, 2018**

BCPS Event	Date	Description	Role	Attendees						Total Certified E/S/M/WBE Companies Post-Event	% of Total Certified E/S/M/WBE Companies Post-Event
				Prospective Pre-Qualified Contractors	Prospective E/S/M/WBE Companies	Pre-Qualified Contractors	Certified E/S/M/WBE Companies	BCPS Staff	Total		
No	September 28, 2017	Construction Association of South Florida (CASF) Networking Breakfast	Business Matchmaker	12	12	4	1	2	31	0	0%
No	October 5, 2017	Broward County Chamber of Commerce South Florida Business Expo 2017	Business Matchmaker	0	16	0	0	1	17	0	0%
No	October 5, 2017	Florida State Minority Supplier Development Council MBE Input Committee	Guest Presenter	0	8	0	5	1	14	0	0%
No	October 6, 2017	Associated General Contractors Regular Meeting	Guest Presenter	12	7	3	1	1	24	0	0%
No	October 12, 2017	Construction Association of South Florida (CASF) Networking Breakfast	Business Matchmaker	14	17	2	2	2	36	1	6%
No	October 13, 2017	Palm Beach Partners Business Matchmaker Conference and Expo	Business Matchmaker	0	65	8	15	1	89	2	3%

Total # of Events Fiscal Year to Date: 37

# 1. SDOP OUTREACH EVENTS REPORT

**Broward County Public Schools (BCPS)**  
**Procurement & Warehousing Services Department**  
**Supplier Diversity Outreach Program**  
**Outreach Events Report - as of April 2, 2018**

BCPS Event	Date	Description	Role	Attendees						Total Certified E/S/M/WBE Companies Post-Event	% of Total Certified E/S/M/WBE Companies Post-Event
				Prospective Pre-Qualified Contractors	Prospective E/S/M/WBE Companies	Pri-Qualified Contractors	Certified E/S/M/WBE Companies	BCPS Staff	Total		
Yes	October 13, 2017	Technical and Business Management courses in partnership with Florida Department of Transportation (FDOT) Part 1 of 4	Business Development Training	5	6	0	2	5	18	0	0%
No	October 19, 2017	Construction Association of South Florida (CASF) Networking breakfast	Monthly Meeting	10	11	1	1	2	25	1	9%
Yes	October 20, 2017	Technical and Business Management courses in partnership with Florida Department of Transportation (FDOT) Part 2 of 4	Business Development Training	5	6	0	2	6	19	0	0%
Yes	October 26, 2017	Technical and Business Management courses in partnership with Florida Department of Transportation (FDOT) Part 3 of 4	Business Development Training	5	8	0	2	5	20	0	0%
Yes	October 27, 2017	Supplier Diversity & Outreach Program "Meet the Prime Lunch-n-Learn" Workshop, sponsored by F.H. Poschen, S.L. Nelson Associates d/b/a FHP Telectonics Corp.	Business Matchmaker	0	13	0	14	7	34	0	0%
Yes	November 3, 2017	Technical and Business Management courses in partnership with Florida Department of Transportation (FDOT) Part 4 of 4	Business Development Training	4	6	0	2	6	18	0	0%

# 1. SDOP OUTREACH EVENTS REPORT

**Broward County Public Schools (BCPS)**  
**Procurement & Warehousing Services Department**  
**Supplier Diversity Outreach Program**  
**Outreach Events Report - as of April 2, 2018**

BCPS Event	Date	Description	Role	Attendees						Total Certified E/S/M/WBE Companies Post-Event	% of Total Certified E/S/M/WBE Companies Post-Event	
				Total # of Events Fiscal Year to Date	Prospective Pre-Qualified Contractors	Prospective E/S/M/WBE Companies	Pre-Qualified Contractors	Certified E/S/M/WBE Companies	BCPS Staff			Total
No	November 3, 2017	The School District of Palm Beach County Meet the Prime Vendors	Business Matchmaker	37	4	42	12	38	1	97	4	10%
No	November 7, 2017	Conference of Minority Training Officials (COMTO) Ft. Lauderdale in Partnership with the Urban League of Broward County 3rd Annual Small Business Form	Business Matchmaker		0	17	0	3	1	21	1	6%
No	November 15, 2017	Miami-Dade Chamber of Commerce Workshop	Presenter		0	7	0	1	1	17	1	14%
No	November 16, 2017	Construction Association of South Florida (CASF) Networking Breakfast	Monthly Meeting		4	5	0	1	2	15	0	0%
No	November 28, 2017	Urban League of Broward County N <sup>o</sup> Business Summit: Money, Markets & Management	Panelist / Business Matchmaker		0	7	0	0	1	18	0	0%
Yes	December 1, 2017	Supplier Diversity & Outreach Program "Meet the Prime Lunch-Learn" Workshop, co-sponsored by LEGO Construction and T&G Constructors	Business Matchmaker		0	9	1	15	10	49	1	11%

# 1. SDOP OUTREACH EVENTS REPORT

**Broward County Public Schools (BCPS)**  
**Procurement & Warehousing Services Department**  
**Supplier Diversity Outreach Program**  
**Outreach Events Report - as of April 2, 2018**

BCPS Event	Date	Description	Role	Attendees						Total Certified E/S/M/WBE Companies Post-Event	% of Total Certified E/S/M/WBE Companies Post-Event
				Prospective Pre-Qualified Contractors	Prospective E/S/M/WBE Companies	Pre-Qualified Contractors	Certified E/S/M/WBE Companies	BCPS Staff	Total		
<p align="center"><b>Total # of Events</b> <b>Fiscal Year to Date</b></p> <p align="center"><b>37</b></p>											
No	December 6, 2017	City of West Palm Beach Minority and Small Business Corporate and Government Partner Business Opportunity Meeting	Business Matchmaker	0	23	1	1	1	32	0	0%
No	December 20, 2017	National Association of Women in Construction (NAWIC) Miami Chapter #41 Monthly General Membership Meeting	Guest Presenter	0	12	2	2	2	23	0	0%
No	January 18, 2018	Morganli and Cooper Construction Broward Schools Community & Subcontractor Outreach	Business Matchmaker	0	2	0	11	1	18	0	0%
Yes	January 25, 2018	Supplier Diversity & Outreach Program "Meet the Prime Lunch-n-Learn" Workshop, sponsored by M.A.C. Construction, Inc.	Business Matchmaker	3	11	3	21	6	50	0	0%
No	January 31, 2018	Minority Business Development Agency Export Center - Florida, the City of Miramar, and the Jamaica USA Chamber of Commerce Business Recovery & Growth Event	Business Matchmaker	0	13	0	0	1	22	0	0%
No	February 1, 2018	Construction Association of South Florida (CASF) Meet the General Contractors	Business Matchmaker	0	16	6	0	2	49	0	0%

# 1. SDOP OUTREACH EVENTS REPORT

**Broward County Public Schools (BCPS)**  
**Procurement & Warehousing Services Department**  
**Supplier Diversity Outreach Program**  
**Outreach Events Report - as of April 2, 2018**

BCPS Event	Date	Description	Role	Attendees						Total Certified E/S/M/WBE Companies Post-Event	% of Total Certified E/S/M/WBE Companies Post-Event
				Prospective Pre-Qualified Contractors	Prospective E/S/M/WBE Companies	Pre-Qualified Contractors	Certified E/S/M/WBE Companies	BCPS Staff	Total		
No	February 4, 2018	Miami Dade County Public Schools Office of Economic Opportunity Prequalification Seminar	Business Matchmaker	0	19	0	0	4	26	0	0%
Yes	February 9, 2018	Supplier Diversity & Outreach Program "Meet the Prime Lunch-Learn" Workshop, sponsored by Turner Construction Company	Business Matchmaker	0	19	5	19	7	52	0	0%
Yes	February 15, 2018	Florida Women's Business Center Get it Done Workshop Series	Business Matchmaker	0	6	0	0	2	10	0	0%
No	February 22, 2018	The Broward Black Elected Officials and the Florida Panthers Black Heritage Night - A Celebration with a Purpose!	Business Matchmaker	0	8	0	0	2	23	0	0%
Yes	February 23, 2018	Supplier Diversity & Outreach Program "Meet the Prime Lunch-Learn" Workshop, sponsored by The Weitz Company, LLC	Business Matchmaker	2	8	1	18	8	47	0	0%
Yes	March 2, 2018	Supplier Diversity & Outreach Program "Meet the Prime Lunch-Learn" Workshop, sponsored by CORE Construction Services of Florida, LLC	Business Matchmaker	1	26	2	15	7	63	0	0%

# 1. SDOP OUTREACH EVENTS REPORT

**Broward County Public Schools (BCPS)**  
**Procurement & Warehousing Services Department**  
**Supplier Diversity Outreach Program**  
**Outreach Events Report - as of April 2, 2018**

BCPS Event	Date	Description	Role	Attendees						Total Certified E/S/M/WBE Companies Post-Event	% of Total Certified E/S/M/WBE Companies Post-Event
				Prospective Pre-Qualified Contractors	Prospective E/S/M/WBE Companies	Pre-Qualified Contractors	Certified E/S/M/WBE Companies	BCPS Staff	Total		
<b>Total # of Events Fiscal Year to Date</b>											
											37
Yes	March 9, 2018	Supplier Diversity & Outreach Program "Meet the Prime Lunch-Learn" Workshop, sponsored by KAST Construction Company LLC	Business Matchmaker	1	20	1	12	7	57	0	0%
No	March 9, 2018	Women's History Month - 8th Annual Women Mean Business Conference Sponsored by Minority Business Development Center	Business Matchmaker	0	8	0	1	1	22	0	0%
No	March 14, 2018	Florida Hispanic American Chamber of Commerce Business Networking Social	Business Matchmaker	0	15	0	0	1	19	0	0%
Yes	March 16, 2018	Supplier Diversity & Outreach Program "Meet the Prime Lunch-Learn" Workshop, sponsored by D. Stephenson Construction, Inc., Minority Builders Coalition, Messam Construction, Sagoma Construction, and Grace & Naem Ugdin, Inc.	Business Matchmaker	0	28	4	17	16	69	0	0%
No	April 6, 2018	Florida State Minority Supplier Development Council (FSMSDC) 33rd Annual Business Expo	Business Matchmaker								
No	April 19, 2018	Pirle Construction Company Contractor Pre-Qualification Workshop	Business Matchmaker								

# 1. SDOP OUTREACH EVENTS REPORT

**Broward County Public Schools (BCPS)**  
**Procurement & Warehousing Services Department**  
**Supplier Diversity Outreach Program**  
**Outreach Events Report - as of April 2, 2018**

BCPS Event	Date	Description	Role	Attendees						Total Certified E/S/M/WBE Companies Post-Event	% of Total Certified E/S/M/WBE Companies Post-Event		
				Prospective Pre-Qualified Contractors	Prospective E/S/M/WBE Companies	Pre-Qualified Contractors	Certified E/S/M/WBE Companies	BCPS Staff	Total				
	37												
No	May 4, 2018	Broward County Office of Economic and Small Business Development Broward and Beyond Conference	Business Matchmaker										
Yes	May 25, 2018	Supplier Diversity & Outreach Program "Meet the Prime Lunch-n-Learn" Workshop, sponsored by Thornton Construction Co., Inc.	Business Matchmaker										
Yes	June 1, 2018	Supplier Diversity & Outreach Program "Meet the Prime Lunch-n-Learn" Workshop, sponsored by Advanced Roofing, Inc.	Business Matchmaker										
Yes	June 22, 2018	Supplier Diversity & Outreach Program "Meet the Prime Lunch-n-Learn" Workshop, sponsored by Munitia Construction Management	Business Matchmaker										
No	June 14, 2018	The Blue Book Building & Construction Network Showcase	Business Matchmaker										
Yes	September 21, 2018	Supplier Diversity & Outreach Program "Meet the Prime Lunch-n-Learn" Workshop, sponsored by Link Construction Group	Business Matchmaker										

# 1. SDOP OUTREACH EVENTS REPORT

**Broward County Public Schools (BCPS)**  
**Procurement & Warehousing Services Department**  
**Supplier Diversity Outreach Program**  
**Outreach Events Report - as of April 2, 2018**

Total # of Events Fiscal Year to Date		Attendees						Total Certified E/S/M/WBE Companies Post-Event	% of Total Certified E/S/M/WBE Companies Post-Event
BCPS Event	Date	Description	Role	Prospective Pre-Qualified Contractors	Prospective E/S/M/WBE Companies	Pre-Qualified Contractors	Certified E/S/M/WBE Companies	BCPS Staff	Total
Yes	October 5, 2018	Supplier Diversity & Outreach Program "Meet the Prime Lunch-n-Learn" Workshop, sponsor TBD	Business Matchmaker						
Yes	October 19, 2018	Supplier Diversity & Outreach Program "Meet the Prime Lunch-n-Learn" Workshop, sponsor TBD	Business Matchmaker						
Yes	November 2, 2018	Supplier Diversity & Outreach Program "Meet the Prime Lunch-n-Learn" Workshop, sponsor TBD	Business Matchmaker						
Yes	December 7, 2018	Supplier Diversity & Outreach Program "Meet the Prime Lunch-n-Learn" Workshop, sponsor <i>Grace &amp; Noeem Uddin, inc.</i>	Business Matchmaker						
				82	564	59	236	131	1250
									17
									3.01%

\* Average % of S/M/WBE Certifications Per Event



## 2. S/M/W/BE CERTIFICATION PROGRAM ACTIVITY



### PROCUREMENT & WAREHOUSING SERVICES

#### E/S/M/WBE REPORT

#### E/S/M/WBE PROGRAM AS OF APRIL 2, 2018 ACTIVE CERTIFIED COMPANIES

TOTAL NUMBER OF SBE CERTIFIED COMPANIES	722
TOTAL NUMBER OF S/M/WBE CERTIFIED COMPANIES	662
TOTAL NUMBER OF E/S/M/WBE CERTIFIED COMPANIES	12
<b>Companies By Industry</b>	<b>SBE COMPANIES</b> <b>S/M/WBE COMPANIES</b> <b>E/S/M/WBE COMPANIES</b>
Commodities (Supplies)	97                      92                      1
Construction	245                    233                    2
Professional Services	196                    186                    2
Other Contractual Services	286                    259                    7
<b>Grand Total *</b>	<b>824                    770                    12</b>

\* The total number does not match with the total number of certified companies, because there may be companies that provide services/goods for more than one business category, generating duplicated records.

#### E/S/M/WBE PROGRAM ACTIVITY

Applications Processed	2015-2016	2016-2017	04/10/2018 Report	04/24/2018 Report	Fiscal Year To Date
Approved Certifications	115	170	7	4	63
Approved Tri County Reciprocal Certifications	N/A	N/A	9	9	77
Approved Re-certifications	107	95	7	14	77
<b>Total Approved</b>	<b>222</b>	<b>265</b>	<b>23</b>	<b>27</b>	<b>217</b>
Denied Applications	6	23	10	0	17
<b>Total Applications Processed</b>	<b>228</b>	<b>288</b>	<b>33</b>	<b>27</b>	<b>234</b>
<b>Applications In the Queue</b>					
Pending Review	13	22	40	40	
Pending Additional Information	36	23	32	28	
<b>Total Applications In the Queue</b>	<b>49</b>	<b>45</b>	<b>70</b>	<b>68</b>	

#### E/S/M/WBE CERTIFICATIONS & RE-CERTIFICATIONS

	Companies by Ethnicity/Gender			
	Female	Male	Total	%
African American	103	150	253	35%
Asian American	17	24	41	6%
Hispanic American	99	139	238	33%
Caucasian American (WBE)	140	N/A	140	19%
Native American	0	1	1	0%
*Non-Minority (SBE)	15	34	49	7%
<b>Grand Total</b>	<b>374</b>	<b>348</b>	<b>722</b>	
<b>%</b>	<b>52%</b>	<b>48%</b>		

\*Non-Minority (SBE) is defined as firms certified as Small Business Enterprises and do not include ethnicity as a certification factor.

Prepared on 04/02/2018

### 3. SMART BOND S/M/WBE CONTRACT COMPLIANCE

QSEC MEETING DATES	RFQ #	TOTAL PROPOSERS	TOTAL S/MWBE PRIME	TOTAL SUB-CONSULTANT INCLUDED IN PROPOSALS
1/18/2018	18-132C	10	3	9
1/25/2018	18-133C	8	8	13
1/30/2018	18-134C	7	7	12
2/1/2018	18-135C	5	4	8
2/13/2018	19-013C	9	8	18
2/20/2018	19-016C	10	9	17
2/23/2018	19-017C	5	4	11
2/27/2018	19-012C	7	2	14
3/2/2018	19-015C	10	8	15
<b>TOTALS</b>	<b>14</b>	<b>71</b>	<b>53</b>	<b>117</b>

### 3.2 S/M/W/B/E/ SMART BOND REPORT

3.2 S/M/W/B/E Bond Report Q3 FY'18										
P. #	School Name	Project Type	Prime Vendor	S/M/W/B/E	S/M/W/B/E Sub	Ethnicity	Contract Amount \$	S/M/W/B/E Commitment %	S/M/W/B/E Amount \$	
2042	Tequesta Trace Middle	SMART Program Renovation	Limco	YES	Limco	African-American (S/MBE)	\$189,000	70%	\$132,300	
					Genard & Associates LLC	African-American (S/M/WBE)		15%	\$28,350	
					Engineering Consortium	African-American (S/MBE)		15%	\$28,350	
1980	Indian Trace Elementary	SMART Program Renovation	Limco	YES	Limco	African-American (S/MBE)	\$210,000	70%	\$147,000	
					Genard & Associates LLC	African-American (S/M/WBE)		15%	\$31,500	
					Engineering Consortium	African-American (S/MBE)		15%	\$31,500	
2037	Broward Estates Elementary	Professional Design Services	Song & Associates, Inc.	YES	Song & Associates, Inc.	Subcontinent-Asian American (S/M/WBE)	\$185,000	71%	\$131,350	
					Andrew Morgan Services	African-American (S/MBE)		6%	\$11,100	
					SGM Engineering, Inc.	Subcontinent-Asian American (S/MBE)		23%	\$42,550	
					Chen Moore and Associates	Asian-Pacific American (S/MBE)		TBD		
2043	Westpine Middle	Professional Design Services	Song & Associates, Inc.	YES	Song & Associates, Inc.	Asian American (S/M/WBE)	\$150,000	71%	\$106,500	
					Andrew Morgan Services	African-American (S/MBE)		6%	\$9,000	
					SGM Engineering, Inc.	Subcontinent-Asian American (S/MBE)		23%	\$34,500	
					Chen Moore and Associates	Asian-Pacific American (S/MBE)		TBD		

### 3.2 S/M/W/B/E/ SMART BOND REPORT

3.2 S/M/W/B/E Bond Report Q3 FY'18										
P. #	School Name	Project Type	Prime Vendor	S/M/W/B/E	S/M/W/B/E Sub	Ethnicity	Contract Amount \$	S/M/W/B/E Commitment %	S/M/W/B/E Amount \$	
2038	Horizon Elementary	Professional Design Services	Song & Associates, Inc.	YES	Song & Associates, Inc.	Subcontinent-Asian American (S/M/W/B/E)	\$64,400	71%	\$45,724	
					Andrew Morgan Services	African-American (S/M/B/E)		6%	\$3,984	
					SGM Engineering, Inc.	Subcontinent-Asian American (S/M/B/E)		23%	\$14,812	
2044	Bair Middle	Professional Design Services	Song & Associates, Inc.	YES	Chen Moore and Associates Song & Associates, Inc.	Asian-Pacific American (S/M/B/E) Subcontinent-Asian American (S/M/W/B/E)	\$105,000	TBD	\$74,550	
					Andrew Morgan Services	African-American (S/M/B/E)		6%	\$6,300	
					SGM Engineering, Inc.	Subcontinent-Asian American (S/M/B/E)		23%	\$24,150	
					Chen Moore and Associates	Asian-Pacific American (S/M/B/E)		TBD	TBD	
2039	Riverside Elementary	Professional Design Services	Song & Associates, Inc.	YES	Song & Associates, Inc.	Subcontinent-Asian American (S/M/W/B/E)	\$110,000	70%	\$77,000	
					Andrew Morgan Services	African-American (S/M/B/E)		6%	\$6,408	
					SGM Engineering, Inc.	Subcontinent-Asian American (S/M/B/E)		24%	\$26,582	
2045	Coral Park Elementary	Professional Design Services	Song & Associates, Inc.	YES	Chen Moore and Associates Song & Associates, Inc.	Asian-Pacific American (S/M/B/E) Subcontinent-Asian American (S/M/W/B/E)	\$115,000	TBD	\$80,500	
					Andrew Morgan Services	African-American (S/M/B/E)		6%	\$6,689	
					SGM Engineering, Inc.	Subcontinent-Asian American (S/M/B/E)		24%	\$27,801	

### 3.2 S/M/W/B/E/ SMART BOND REPORT

3.2 S/M/W/B/E Bond Report Q3 FY'18										
P. #	School Name	Project Type	Prime Vendor	S/M/WBE	S/M/WBE Sub	Ethnicity	Contract Amount \$	S/M/WBE Commitment %	S/M/WBE Amount \$	
2040	Challenger Elementary	SMART Program Renovation	Song & Associates, Inc.	YES	Chen Moore and Associates Song & Associates, Inc.	Asian-Pacific American (S/MBE) Subcontinent-Asian American (S/M/WBE)	\$95,000	TBD 70%	TBD \$66,500	
					Andrew Morgan Services SGM Engineering, Inc.	African-American (S/MBE) Subcontinent-Asian American (S/MBE)		6% 24%	\$5,534 \$22,966	
2046	Millennium Middle	SMART Program Renovation	Song & Associates, Inc.	YES	Chen Moore and Associates Song & Associates, Inc.	Asian-Pacific American (S/MBE) Subcontinent-Asian American (S/M/WBE)	\$195,000	TBD 70%	TBD \$136,500	
					Andrew Morgan Services SGM Engineering, Inc.	African-American (S/MBE) Subcontinent-Asian American (S/MBE)		6% 24%	\$11,359 \$47,141	
					Chen Moore and Associates	Asian-Pacific American (S/MBE)		TBD	TBD	
2066	Lauderhill-Paul Turner Elementary	SMART Program Renovation	CES Engineering Services, LLC	NO	ACAIAssociates, Inc.	Hispanic-American (S/MBE) Subcontinent-Asian American (S/MBE)	\$146,500	32%	\$46,880	
1844	Park Ridge Elementary	SMART Program Renovation	CES Engineering Services, LLC	NO	S&F Engineers, Inc. ACAIAssociates, Inc.	Hispanic-American (S/MBE) Subcontinent-Asian American (S/MBE)	\$139,500	15% 32%	\$21,975 \$44,640	
1981	Winston Park Elementary	SMART Program Renovation	CES Engineering Services, LLC	NO	S&F Engineers, Inc. ACAIAssociates, Inc.	Hispanic-American (S/MBE) Subcontinent-Asian American (S/MBE)	\$171,000	15% 32%	\$20,925 \$54,720	
					S&F Engineers, Inc.	Subcontinent-Asian American (S/MBE)		15%	\$25,650	

### 3.2 S/M/W/B/E/ SMART BOND REPORT

3.2 S/M/W/B/E Bond Report Q3 FY'18										
P. #	School Name	Project Type	Prime Vendor	S/M/WBE	S/M/WBE Sub	Ethnicity	Contract Amount \$	S/M/WBE Commitment %	S/M/WBE Amount \$	
2065	Boulevard Heights Elementary	Professional Design Services	Rodriguez Architects, Inc.	YES	Rodriguez Architects, Inc.	Hispanic-American (S/M/WBE)	\$240,000	70%	\$168,000	
				YES	Louis J. Aguirre & Associates, P.A.	Hispanic-American (S/MBE)		30%	\$72,000	
2070	Lakeside Elementary	Professional Design Services	Rodriguez Architects, Inc.	YES	Rodriguez Architects, Inc.	Hispanic-American (S/M/WBE)	\$185,000	70%	\$128,500	
				YES	Louis J. Aguirre & Associates, P.A.	Hispanic-American (S/MBE)		30%	\$55,500	
1845	Hollywood Hills Elementary	Professional Design Services	Limoo	YES	Limoo	African-American (S/MBE)	\$185,000	70%	\$128,500	
				YES	Genard & Associates LLC	African-American (S/M/WBE)		15%	\$27,750	
				YES	Engineering Consortium	African-American (S/MBE)		15%	\$27,750	
1890	North Andrews Gardens Elementary	Professional Design Services	Limoo	YES	Limoo	African-American (S/MBE)	\$145,000	70%	\$101,500	
				YES	Genard & Associates LLC	African-American (S/M/WBE)		15%	\$21,750	
				YES	Engineering Consortium	African-American (S/MBE)		15%	\$21,750	



### 3.2 S/M/W/B/E/ SMART BOND REPORT

3.2 S/M/W/B/E Bond Report Q3 FY'18										
P. #	School Name	Project Type	Prime Vendor	S/M/WBE	S/M/WBE Sub	Ethnicity	Contract Amount \$	S/M/WBE Commitment %	S/M/WBE Amount \$	
2067	Stephen Foster Elementary	Professional Design Services	Song & Associates, Inc.	YES	Song & Associates, Inc.	Subcontinent Asian American (S/M/WBE)	\$150,000	64%	\$96,450	
				YES	Andrew Morgan Services	African-American (S/MBE)		4%	\$5,700	
				YES	SGM Engineering, Inc.	Subcontinent Asian American (S/MBE)		32%	\$47,850	
				YES	Chen Moore and Associates	Asian-Pacific American (S/MBE)		TBD		
2071	Sheridan Park Elementary	Professional Design Services	Song & Associates, Inc.	YES	Song & Associates, Inc.	Subcontinent Asian American (S/M/WBE)	\$210,000	64%	\$135,030	
				YES	Andrew Morgan Services	African-American (S/MBE)		4%	\$7,980	
				YES	SGM Engineering, Inc.	Subcontinent Asian American (S/MBE)		32%	\$66,990	
				YES	Chen Moore and Associates	Asian-Pacific American (S/MBE)		TBD		
2060	Sheridan Technical Center		Silva Architects, LLC	YES	Silva Architects, LLC	Hispanic-American (S/MBE)	\$480,000	61%	\$292,800	
				YES	Fraga Engineers, LLC	Hispanic-American (S/MBE)		39%	\$187,200	
2073	Larkdale Elementary	Professional Design Services, CMAR Delivery	CES Engineering Services, LLC	NO	ACAIA associates, Inc.	Hispanic-American (S/MBE)	\$113,500	43%	\$48,238	
				NO	S&F Engineers, Inc.	Subcontinent Asian American (S/MBE)		15%	\$17,025	
2069	Panther Run Elementary	Design Professional Services, CMAR Delivery	CES Engineering Services, LLC	NO	ACAIA associates, Inc.	Hispanic-American (S/MBE)	\$113,500	42.5%	\$48,238	
				NO	S&F Engineers, Inc.	Subcontinent Asian American (S/MBE)		15%	\$17,025	

### 3.2 S/M/W/B/E/ SMART BOND REPORT

3.2 S/M/W/B/E Bond Report Q3 FY'18										
P. #	School Name	Project Type	Prime Vendor	S/M/WBE	S/M/WBE Sub	Ethnicity	Contract Amount \$	S/M/WBE Commitment %	S/M/WBE Amount \$	
2068	Harbordale Elementary		RGD & Associates, Inc.	YES	RGD Consulting Engineers	White Female (SMBE)	\$85,500	89%	\$76,095	
				YES	The Tamara Peacock Company of Architects of Florida	White Female (SMBE)		11%	\$9,405	
				YES	Chen Moore and Associates	Asian-Pacific American (SMBE)		TBD		
2071	Watkins Elementary		RGD & Associates, Inc.	YES	RGD Consulting Engineers	White Female (SMBE)	\$74,900	89%	\$66,661	
				YES	The Tamara Peacock Company of Architects of Florida	White Female (SMBE)		11%	\$8,239	
				YES	Chen Moore and Associates	Asian-Pacific American (SMBE)		TBD	TBD	
		Professional Services Agreement (CIMA R) SMART Program Renovations								
2083	Meadowbrook Elementary		RGD & Associates, Inc.	YES	RGD Consulting Engineers	White Female (SMBE)	\$86,000	100%	\$86,000	
				YES	Chen Moore and Associates	Asian-Pacific American (SMBE)		TBD	TBD	



### 3.2 S/M/W/B/E/ SMART BOND REPORT

3.2 S/M/W/B/E Bond Report Q3 FY'18										
P. #	School Name	Project Type	Prime Vendor	S/M/WBE	S/M/WBE Sub	Ethnicity	Contract Amount \$	S/M/WBE Commitment %	S/M/WBE Amount \$	
2089	Whispering Pines Education Center	Professional Services Agreement (CMAR) SMART Program Renovations	RGD & Associates, Inc.	YES	RGD Consulting Engineers	White Female (S/WBE)	\$142,000	100%	\$142,000	
				YES	Chen Moore and Associates	Asian-Pacific American (S/WBE)		TBD	TBD	
2082	Parkside Elementary	Professional Services Agreement (CMAR) SMART Program Renovations	RGD & Associates, Inc.	YES	RGD Consulting Engineers	White Female (S/WBE)	\$69,000	100%	\$69,000	
				YES	Chen Moore and Associates	Asian-Pacific American (S/WBE)		TBD	TBD	
2088	Coconut Palm Elementary	Professional Services Agreement (CMAR) SMART Program Renovations	RGD & Associates, Inc.	YES	RGD Consulting Engineers	White Female (S/WBE)	\$86,000	100%	\$86,000	
				YES	Chen Moore and Associates	Asian-Pacific American (S/WBE)		TBD		
2059	James Hunt Elementary	Professional Services Agreement (CMAR) SMART Program Renovations	RGD & Associates, Inc.	YES	RGD Consulting Engineers	White Female (S/WBE)	\$315,000	90%	\$283,500	
				YES	Song & Associates, Inc.	Subcontinent Asian American (S/M/WBE)		10%	\$31,500	
				YES	Chen Moore and Associates	Asian-Pacific American (S/WBE)		TBD		

### 3.2 S/M/W/B/E/ SMART BOND REPORT

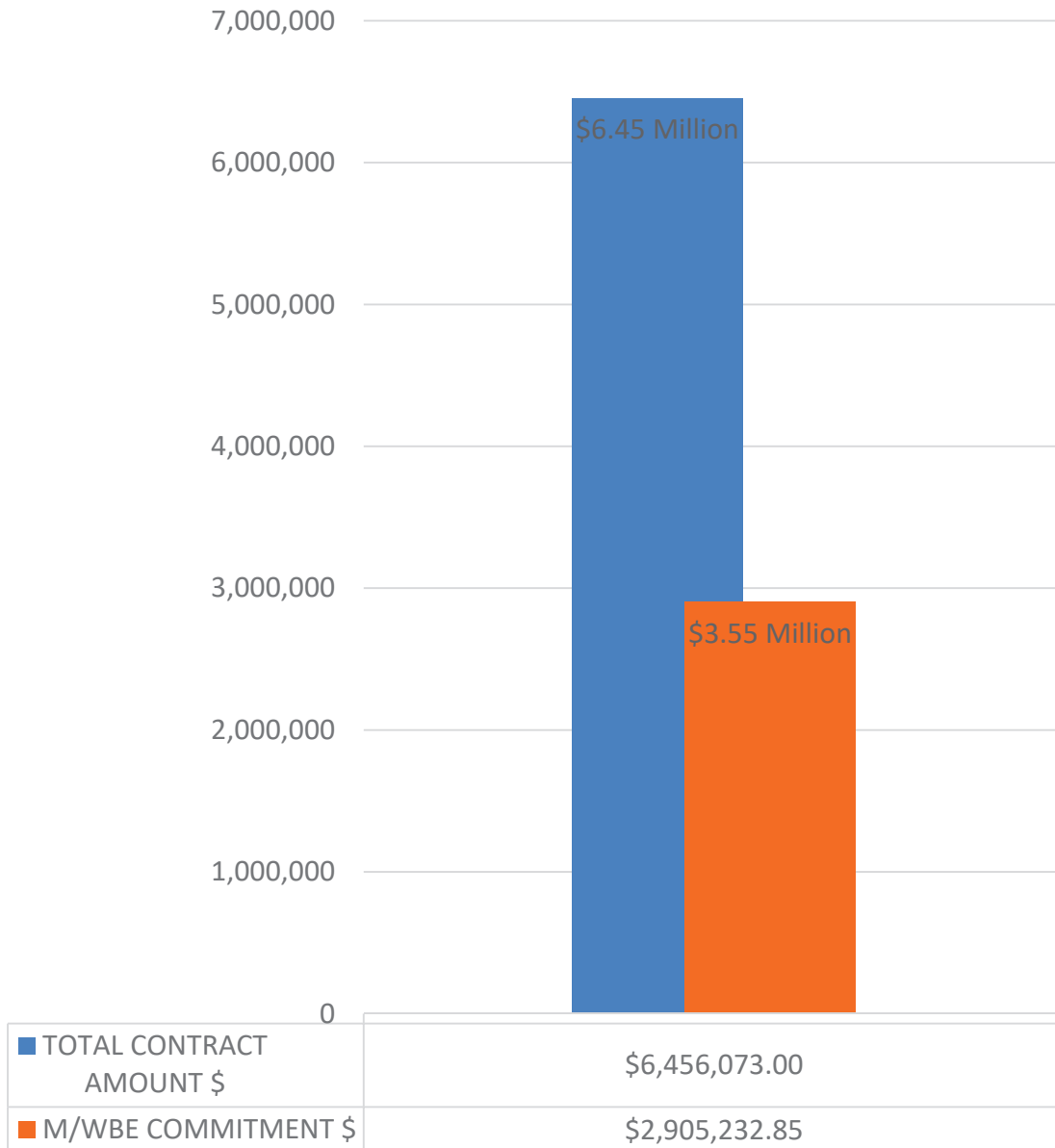
3.2 S/M/W/B/E Bond Report Q3 FY'18									
P. #	School Name	Project Type	Prime Vendor	S/M/W/B/E	S/M/W/B/E Sub	Ethnicity	Contract Amount \$	S/M/W/B/E Commitment %	S/M/W/B/E Amount \$
2060	Sheridan Technical Center	CMAR Services	D. Stephenson Construction, Inc.	YES	D. Stephenson Construction, Inc.	African-American (S/M/W/B/E)	\$68,000	74%	\$50,320
				YES	Sagma Construction Services	African-American (S/M/B/E)		20%	\$13,600
				YES	Dudly's Professional Services	African-American (S/M/W/B/E)		5%	\$3,400
				YES	Gamax Consulting	Hispanic-American (S/M/W/B/E)		4%	\$680
2091	Pompano Beach High	Professional Services Agreement	D.L. Fields Consultants, LLC	YES	D.L. Fields Consultants, LLC	White Female (S/M/B/E)	\$170,000	46%	\$78,200
				YES	Fraga Engineers, LLC	Hispanic-American (S/M/W/B/E)		45%	\$76,500
				YES	S&F Engineers, Inc.	Subcontinent-Asian American (S/M/B/E)		9%	\$15,300
2086	Croissant Park Elementary	Professional Services Agreement	D.L. Fields Consultants, LLC	YES	D.L. Fields Consultants, LLC	White Female (S/M/B/E)	\$230,000	46%	\$105,800
				YES	Fraga Engineers, LLC	Hispanic-American (S/M/W/B/E)		45%	\$103,500
				YES	S&F Engineers, Inc.	Subcontinent-Asian American (S/M/B/E)		9%	\$20,700
2080	Coral Glades High	Professional Services Agreement	D.L. Fields Consultants, LLC	YES	D.L. Fields Consultants, LLC	White Female (S/M/B/E)	\$140,000	74%	\$103,600
				YES	Fraga Engineers, LLC	Hispanic-American (S/M/W/B/E)		21%	\$29,400
				YES	S&F Engineers, Inc.	Subcontinent-Asian American (S/M/B/E)		5%	\$7,000
Total							\$5,163,800	93%	\$4,825,115

**Professional Design Services  
Total S/M/WBE Commitment  
FY 18 Q3**



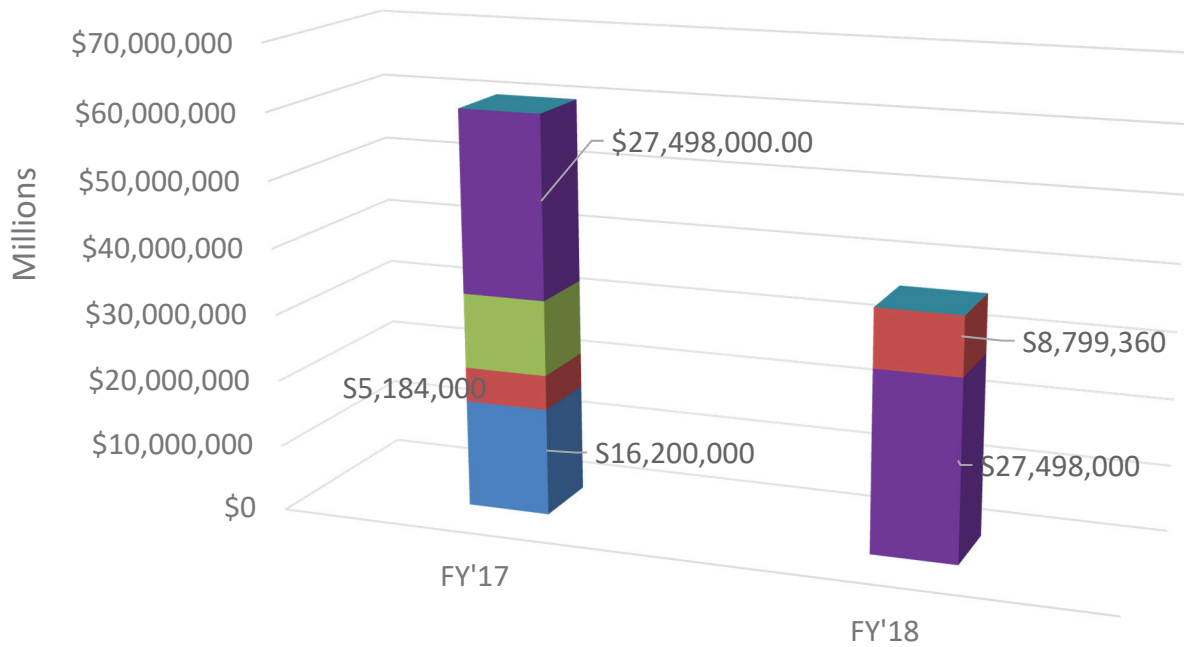
	Q1 FY' 18	Q2 FY' 18	Q3 FY' 18
■ CONTRACT TARGET VALUE	4,132,000	5,954,010	5,095,800
■ S/M/WBE AMOUNT \$	3,191,820	4,388,314	4,757,115
■ S/M/WBE %	77%	74%	93%

## Cost and Program Control Services



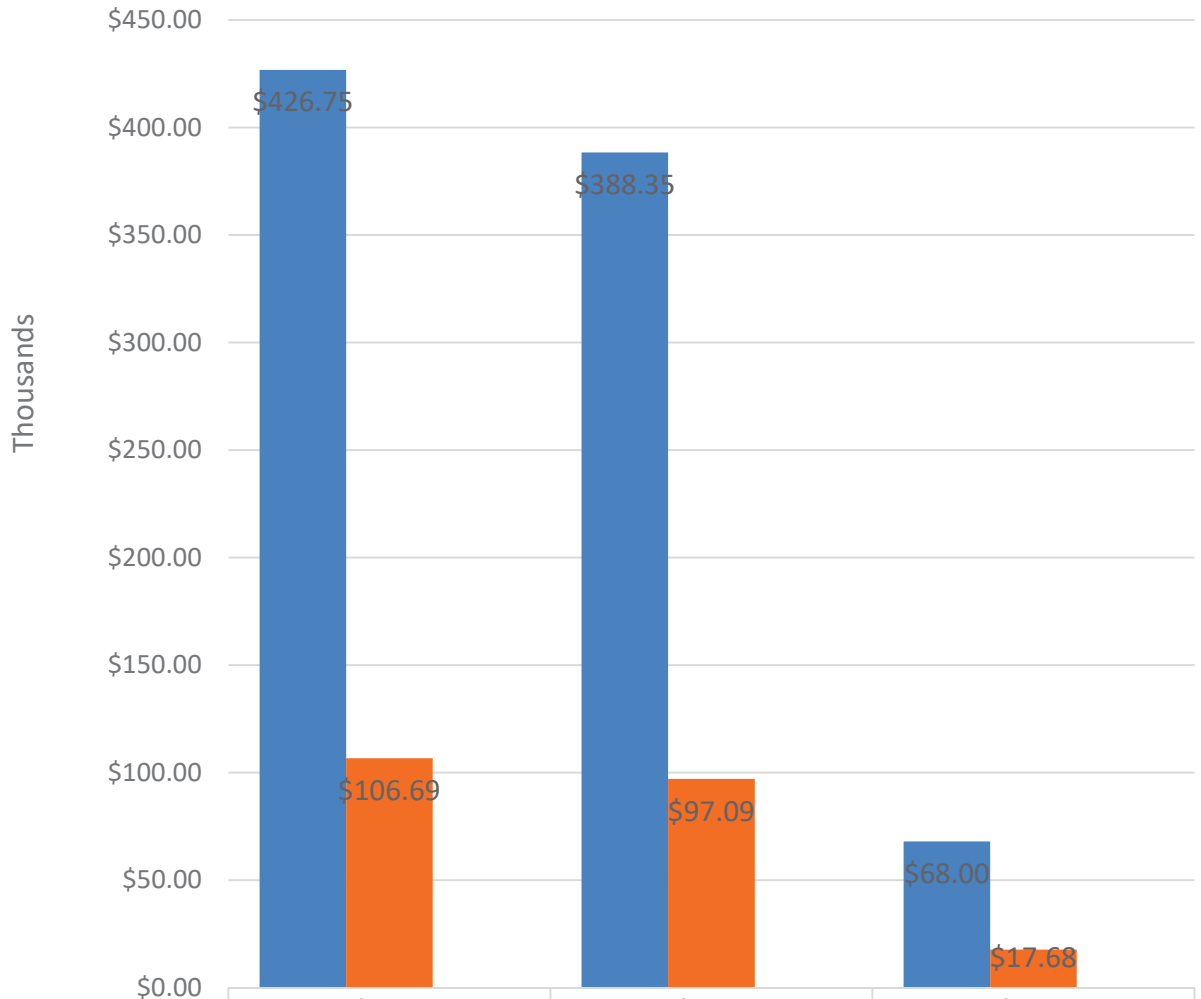
45% S/M/WBE Commitment

### Owner's Representative Services S/M/WBE Commitment



	FY'17	FY'18
■ S/M/WBE COMMITMENT %	32%	32%
■ TOTAL ADJUSTED CONTRACT AMOUNT \$	\$27,498,000.00	
■ Q4 AMMENDMENT TO CONTRACT AMOUNT \$	\$11,298,000.00	
■ M/WBE COMMITMENT AMOUNT \$	5,184,000	8,799,360
■ ORIGNAL CONTRACT TOTAL \$	16,200,000	27,498,000

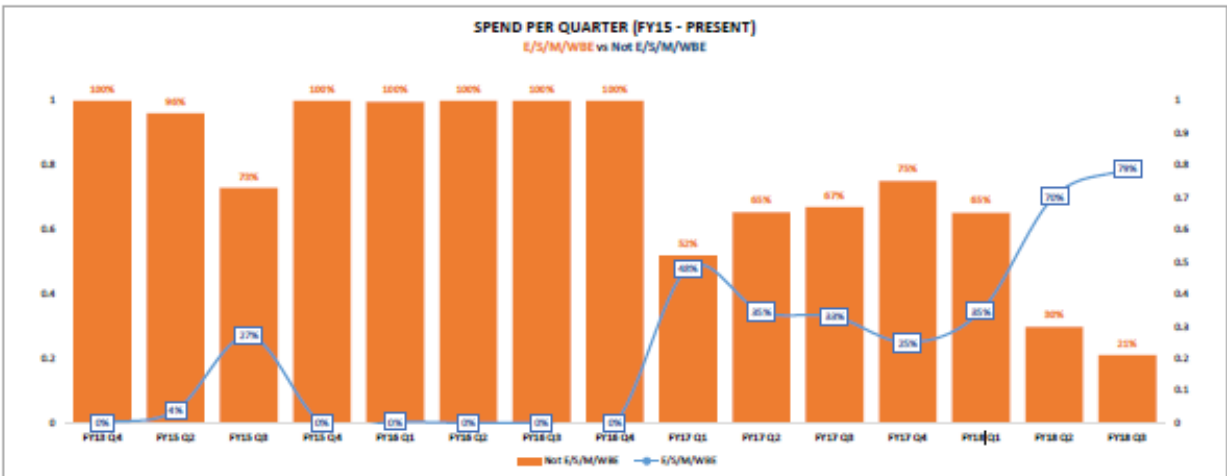
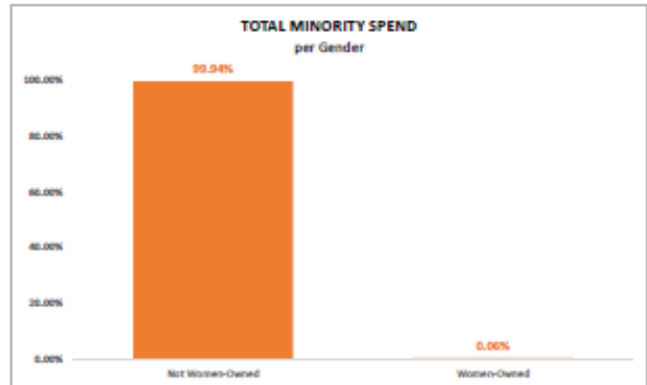
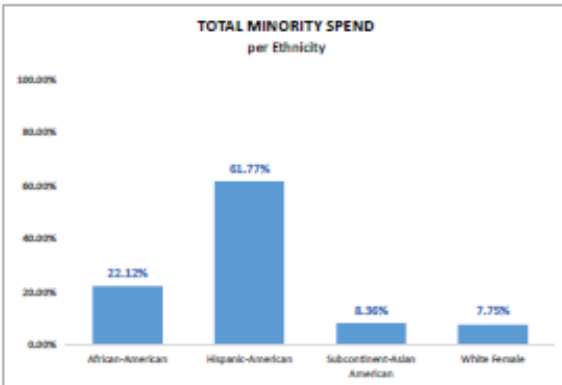
## Construction Manager At Risk FY 18' Q3



	FY '18 - Q1	FY '18 - Q2	FY '18 - Q3
■ TOTAL CONTRACT AMOUNT \$	\$426,750.00	\$388,350.00	\$68,000.00
■ S/M/WBE COMMITMENT AMOUNT \$	\$106,687.50	\$97,087.50	\$17,680.00
■ S/M/WBE COMMITMENT AMOUNT %	25.0%	25.0%	26.0%

# SMART Bond Cumulative Spend Up To FY'18 Q3

S		M		A		R		T	
Safety ONLY	\$3,235,756	Music & Arts ONLY	\$0	Athletics ONLY	\$10,700	Renovation ONLY	\$6,158,773	Technology ONLY	\$0
						Renovation and Safety	\$34,797,143		
						Renovation and Music & Art	\$7,892,188		
						Renovation, Safety, and M&A	\$5,778,179		
						Renovation, Safety, and Ath.	\$1,278,307		
						Renovation, Athletics, M&A	\$52,000		
	\$3,235,756		\$0		\$10,700		\$55,956,590		\$0
<b>\$59,203,046</b>									







# Section 8

---

## Communications

Yvonne Garth, Garth Solutions/  
CBRE Heery International

## COMMUNICATIONS EXECUTIVE SUMMARY

### COMMUNICATIONS by the numbers

This past quarter, the communication team has focused on designing, producing and implementing some of these key communication strategies and materials.



Principal  
Letters  
**61**

Last Reported: 53



Outreach  
Events  
**26**

Last Reported: 24



PCM  
Meetings  
**5**

During the quarter ending March 31, 2017 the SMART Communications Team, CBRE Heery International, the Atkins Team, the Office of Facilities, the Public Information Office (PIO) and other key stakeholders started off the year in full force with increased efforts to keep the community informed about ongoing **progress in the SMART program**.

The SMART Facilities department alongside the Communications Team ramped up **communication efforts** last quarter with a total of 26 **outreach events** held and 61 notifications were sent to principals to keep them informed. Keeping the community informed continues to be a priority with meetings held at 13 school, 9 municipality and 5 business community meetings.

In addition to being out in the community, the Communications team continues to utilize additional strategies such as tweets, informational pamphlets, and principal notifications. Among these strategies, **School Principal Notifications** experiences a significant increase from 53 to 61 notifications this past quarter conveying the vast number of projects that crossed a key milestone. Notifications start when the school board approves a new phase of a SMART project and the principal receives a **congratulatory memo** from the Office of Facilities detailing the board's decision and the resulting SMART Program milestone. The information helps principals better understand the process and the timetable of ongoing improvements at their schools.

Last quarter the Communications Team also leveraged **Project Charter Meetings (PCMs)** as another opportunity to communicate and build relationships with community members. The team also updated all PCM materials to help better inform the community about the approved scope of work in their schools. The PCM toolkit is comprised of the modified PowerPoint presentation, PCM pamphlet and new PCM invitation for consistency of message. The material is now tailored for parents, principals, District staff, business community, community leaders, municipalities, and the public at large.



## PROJECT CHARTER MEETINGS (PCM)

**Project Charter Meetings** were established for the Office of Facilities streamline the flow of information and improve communication efforts with the public and school communities. PCMs are sessions where the project management team, architects and District stakeholders meet with parents, school volunteers and city representatives to discuss scheduled SMART projects. These sessions allow the Program Manager the opportunity to explain the scope, objectives and key milestones, address concerns regarding upcoming improvements. During last quarter, the Communications team modified the PCM presentation, PCM pamphlet and PCM invite (sent to the principal signifying an important milestone for the school and community) to better update community members.

### PROJECT CHARTER MEETINGS by the numbers

This past quarter the communications team has focused on designing, producing and implementing some of these key communications strategies and materials.



**5**

**Meetings Held**

Last Reported: 14 | **To Date: 62**

### PROJECT CHARTER MEETING Process



**1. CONVEY**

the approved scope of work, objectives and schedule for the SMART projects at your school



**2. SET AND MANAGE**

expectations for impending improvements amongst school community stakeholders



**3. ADDRESS**

stakeholder questions and concerns

# PROJECT CHARTER MEETINGS (PCM)

During last quarter, the Communications team modified the PCM presentation, PCM pamphlet and PCM invitation to streamline the process and flow of information to better update community members.

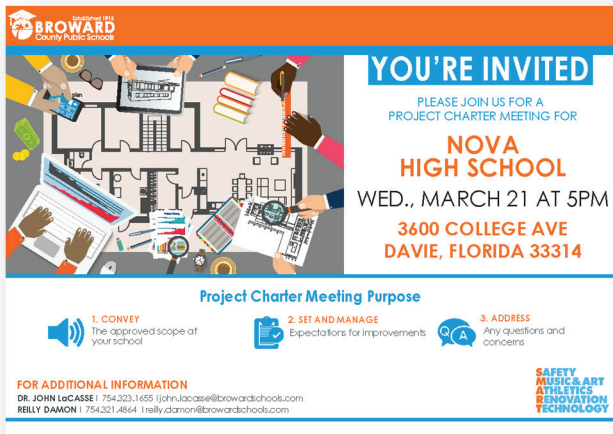
## PCM Presentation



## PCM Pamphlet



## PCM Invite








## BOARD APPROVAL PRINCIPAL LETTERS



School Board approves various phases of individual SMART projects

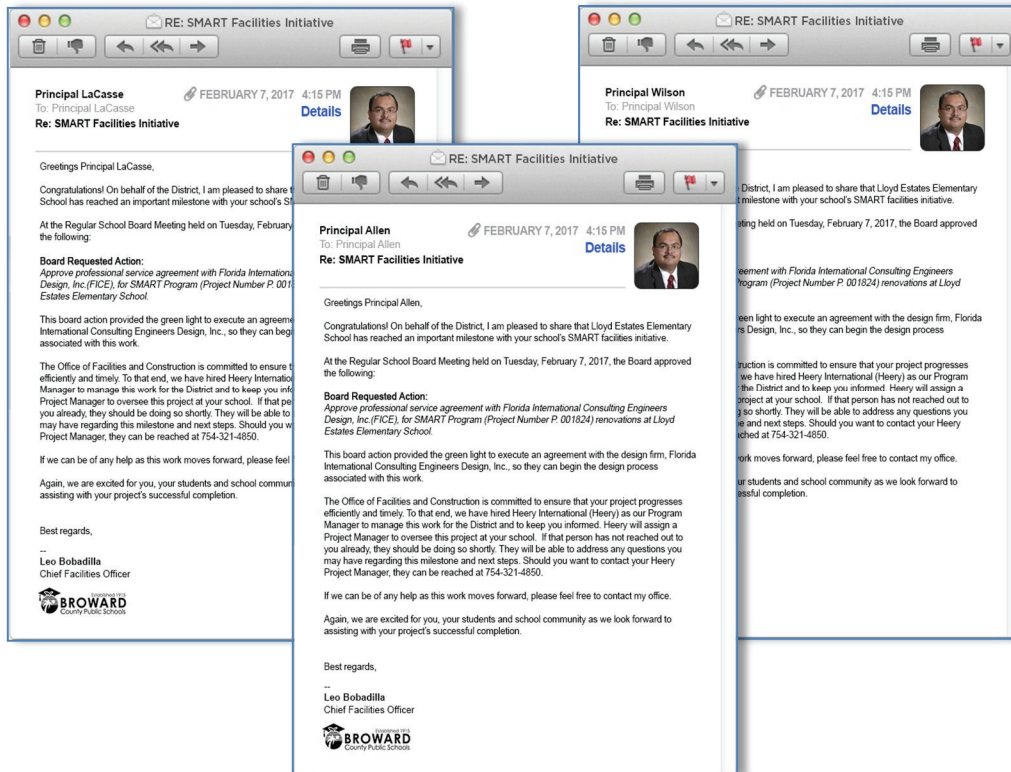


School principals are notified in the form of congratulations to note the progress of upcoming projects



Board approval principal letters helps schools understand the status of SMART projects

This ongoing form of communications helps schools understand whether those projects are in the design phase or actual implementations of project improvements.





## PRINCIPAL LETTERS ANNOUNCING BOARD APPROVAL

01-17-2018	Approve Professional Services Agreement with Song & Associates, Inc., Challenger Elementary School, Project No. P.002040, SMART Program Renovations, RFQ 18-093C
01-17-2018	Approve Authorization to Advertise for Bids, Colbert Museum Magnet (f.k.a. Colbert Elementary School), SGM Engineering, Inc., SMART Program Renovations, Project No. P.001937
01-17-2018	Approve Professional Services Agreement with Song & Associates, Inc., Coral Park Elementary School, Project No. P.002045, SMART Program Renovations, RFQ 18-093C
01-17-2018	Approve Authorization to Advertise for Bids, Everglades Elementary School, Song & Associates, Inc., SMART Program Renovations, Project No. P.001948
01-17-2018	Approve Professional Services Agreement with LIMCO Engineering, Inc., Indian Trace Elementary School, Project No. P.001980, SMART Program Renovations, RFQ 18-088C
01-17-2018	Approve Professional Services Agreement with Song & Associates, Inc., Millennium 6-12 Collegiate Academy, Project No. P.002046, SMART Program Renovations, RFQ 18-093C
01-17-2018	Approve Authorization to Advertise for Bids, Pinewood Elementary School, Song & Associates, Inc., SMART Program Renovations, Project No. P.001949
01-17-2018	Approve Professional Services Agreement with Song & Associates, Inc., Riverside Elementary School, Project No. P.002039, SMART Program Renovations, RFQ 18-093C
01-17-2018	Approve Authorization to Advertise for Bids, Sunland Park Academy, SGM Engineering, Inc., SMART Program Renovations, Project No. P.001939
01-17-2018	Approve Professional Services Agreement with LIMCO Engineering, Inc., Tequesta Trace Middle School, Project No. P.002042, SMART Program Renovations, RFQ 18-088C
01-17-2018	Approve Authorization to Advertise for Bids, Tropical Elementary School, GLE Associates, Inc. - SMART Program Renovations, Project No. P.001904



## PRINCIPAL LETTERS ANNOUNCING BOARD APPROVAL

01-17-2018	Approve Authorization to Advertise for Bids, Walker Elementary School, SGM Engineering, Inc., SMART Program Renovations, Project No. P.001938
01-17-2018	Approve Authorization to Advertise for Bids, Westwood Heights Elementary School, ACAI Associates, Inc., SMART Program Renovations, Project No. P.001993
02-21-2018	Approve Professional Services Agreement with Song & Associates, Inc., Bair Middle School, SMART Program Renovations, Project No. P.002044, RFQ 18-088C.
02-21-2018	Approve Professional Services Agreement with Rodriguez Architects, Inc., Boulevard Heights Elementary School, SMART Program Renovations, Project No. P.002065, RFQ 18-104C.
02-21-2018	Approve Professional Services Agreement with Song & Associates, Inc., Broward Estates Elementary School, SMART Program Renovations, Project No. P.002037, RFQ 18-088C.
02-21-2018	Approve Authorization to Advertise Construction Management at Risk Services for Cooper City High School, Approve the RFQ Form, Authorize the Construction Management at Risk (CMAR) Services Agreement, Project No. P.002133, RFQ 19-014C.
02-21-2018	Approve Professional Services Agreement with Song & Associates, Inc., Country Hills Elementary School, SMART Program Renovations, Project No. P.002063, RFQ 18-107C.
02-21-2018	Approve Authorization to Advertise for Bids, Eagle Point Elementary School, Williamson Dacar Associates Inc., SMART Program Renovations, Project No. P.001746
02-21-2018	Approve Professional Services Agreement with LIMCO Engineering, Inc., Hollywood Hills Elementary School, SMART Program Renovations, Project No. P.001845, RFQ 18-105C.
02-21-2018	Approve Professional Services Agreement with Song & Associates, Inc., Horizon Elementary School, SMART Program Renovations, Project No. P.002038, RFQ 18-088C.
02-21-2018	Approve Professional Services Agreement with Rodriguez Architects, Inc., Lakeside Elementary School, SMART Program Renovations, Project No. P.002070, RFQ 18-104C.



## PRINCIPAL LETTERS ANNOUNCING BOARD APPROVAL

02-21-2018	Approve Professional Services Agreement with KVH Architects, P.A., Park Springs Elementary School, Project No. P.002062, SMART Program Renovations, RFQ 18-108C.
02-21-2018	Approve Professional Services Agreement with Song & Associates, Inc., Sheridan Park Elementary School, SMART Program Renovations, Project No. P.002071, RFQ 18-105C.
02-21-2018	Approve Professional Services Agreement (Construction Management at Risk Project Delivery) with Silva Architects, LLC, Sheridan Technical College (f.k.a. Sheridan Technical Center), SMART Program Renovations, Project No. P.002060, RFQ 18-109C.
02-21-2018	Approve Authorization to Advertise for Bids, Silver Lakes Elementary School, Nyarko Architectural Group, Inc., SMART Program Renovations, Project No. P.002009.
02-21-2018	Approve Professional Services Agreement with Song & Associates, Inc., Stephen Foster Elementary School, SMART Program Renovations, Project No. P.002067, RFQ 18-105C.
02-21-2018	Approve Authorization to Advertise for Bids, Westchester Elementary School, Florida International Consulting Engineers Design, Inc., SMART Program Renovations, Project No. P.001823.
02-21-2018	Approve Professional Services Agreement with Song & Associates, Inc., Westpine Middle School, SMART Program Renovations, Project No. P.002043, RFQ 18-088C.
02-21-2018	Approve Authorization to Advertise for Bids, McFatter Technical College, Sol-ARCH, Inc., SMART Program Renovations, Project No. P.001658
02-21-2018	Approve Professional Services Agreement with CES Engineering Services, LLC, Winston Park Elementary School, SMART Program Renovations, Project No. P.001981, RFQ 18-104C.
03-06-2018	Approve Professional Services Agreement (Construction Management at Risk Project Delivery) with RGD & Associates, Inc., d/b/a RGD Consulting Engineers, Coconut Palm Elementary School, SMART Program Renovations, Project No. P.002088, RFQ 18-131C.





## PRINCIPAL LETTERS ANNOUNCING BOARD APPROVAL

03-06-2018	Approve Professional Services Agreement with RGD & Associates, Inc., d/b/a RGD Consulting Engineers, Dania Elementary School, SMART Program Renovations, Project No. P.002061, RFQ 18-107C.
03-06-2018	Construction Bid Recommendation of \$500,000 or Less - ITB 18-144C, Deerfield Beach High School, FHP Tectonics Corp., Single Point of Entry, Project No. P.002030
03-06-2018	Approve Professional Services Agreement with RGD & Associates, Inc., d/b/a RGD Consulting Engineers, Driftwood Elementary School, SMART Program Renovations, Project No. P.002064, RFQ 18-107C.
03-06-2018	Approve Authorization to Advertise for Bids, ACAI Associates, Inc., SMART Program Renovations, Project No. P.001822.
	Approve Professional Services Agreement (Construction Management at Risk Project Delivery) with RGD & Associates, Inc., d/b/a RGD Consulting Engineers, SMART Program Renovations, Project No. P.002072, RFQ 18-106C.
03-06-2018	Approve Professional Services Agreement with RGD & Associates, Inc., d/b/a RGD Consulting Engineers, James S. Hunt Elementary School, SMART Program Renovations, Project No. P.002059, RFQ 18-108C.
03-06-2018	Construction Bid Recommendation of \$500,000 or Greater - ITB 18-101C – REBID, Lauderdale Lakes Middle School, DiPompeo Construction Corporation, SMART Program Renovations, Project No. P.001637
03-06-2018	Approve Professional Services Agreement (Construction Management at Risk Project Delivery) with RGD & Associates, Inc., d/b/a RGD Consulting Engineers, Meadowbrook Elementary School, SMART Program Renovations, Project No. P.002083, RFQ 18-131C.
03-06-2018	Approve Professional Services Agreement with RGD & Associates, Inc., d/b/a RGD Consulting Engineers, Palmview Elementary School, SMART Program Renovations, Project No. P.002084, RFQ 18-130C.



## PRINCIPAL LETTERS ANNOUNCING BOARD APPROVAL

03-06-2018	Approve Professional Services Agreement with Song & Associates, Inc., Challenger Elementary School, Project No. P.002040, SMART Program Renovations, RFQ 18-093C
03-06-2018	Approve Professional Services Agreement (Construction Management at Risk Project Delivery) with RGD & Associates, Inc., d/b/a RGD Consulting Engineers, Parkside Elementary School, SMART Program Renovations, Project No. P.002082, RFQ 18-131C.
03-06-2018	Approve Professional Services Agreement with Delta G - Consulting Engineers, Inc., Peters Elementary School, SMART Program Renovations, Project No. P.002041, RFQ 18-093C.
03-06-2018	Approve Professional Services Agreement with Delta G - Consulting Engineers, Inc, Seminole Middle School, SMART Program Renovations, Project No. P.002047, RFQ 18-093C.
03-06-2018	Approve Construction Services Agreement (Construction Manager for Construction Management at Risk Services) with D. Stephenson Construction, Inc., Sheridan Technical College (f.k.a. Sheridan Technical Center), SMART Program Renovations, Project No. P.002060, RFQ 18-132C.
03-06-2018	Approve Professional Services Agreement with RGD & Associates, Inc., d/b/a RGD Consulting Engineers, South Plantation High School, SMART Program Renovations, Project No. P.002093, RFQ 18-130C.
03-06-2018	Approve Authorization to Advertise for Bids, Village Elementary School, SGM Engineering, Inc., SMART Program Renovations, Project No. P.001952.
03-06-2018	Approve Authorization to Advertise for Bids, Walker Elementary School, SGM Engineering, Inc., SMART Program Renovations, Project No. P.001938.
03-06-2018	Approve Professional Services Agreement (Construction Management at Risk Project Delivery) with RGD & Associates, Inc., d/b/a RGD Consulting Engineers, Watkins Elementary School, SMART Program Renovations, Project No. P.002071, RFQ 18-106C.
03-06-2018	Approve Professional Services Agreement (Construction Management at Risk Project Delivery) with RGD & Associates, Inc., d/b/a RGD Consulting Engineers, Whispering Pines Education Center, SMART Program Renovations, Project No. P.00208, RFQ 18-131C



## PRINCIPAL LETTERS ANNOUNCING BOARD APPROVAL

03-20-2018	Approve Professional Services Agreement (Construction Management at Risk Project Delivery) with D.L. Fields Consultants, LLC, d/b/a DLFC Architects (DLFC), Bennett Elementary School, Project No. P.002085, SMART Program Renovations, RFQ 18-131C.
03-20-2018	Approve Professional Services Agreement (Construction Management at Risk Project Delivery) with D.L. Fields Consultants, LLC, d/b/a DLFC Architects (DLFC), Castle Hill Annex, Project No. P.002092, SMART Program Renovations, RFQ 18-131C.
03-20-2018	Approve Professional Services Agreement with D.L. Fields Consultants, LLC, d/b/a DLFC Architects (DLFC), Coral Glades High School, Project No. P.002080, SMART Program Renovations, RFQ 18-130C.
03-20-2018	Approve Professional Services Agreement with D.L. Fields Consultants, LLC, d/b/a DLFC Architects (DLFC), Croissant Park Elementary School, Project No. P.002086, SMART Program Renovations, RFQ 18-130C.
03-20-2018	Approve Professional Services Agreement (Construction Management at Risk Project Delivery) with D.L. Fields Consultants, LLC, d/b/a DLFC Architects (DLFC), Cross Creek School, Project No. P.002081, SMART Program Renovations, RFQ 18-131C.
03-20-2018	Approve Authorization to Advertise for Bids, Driftwood Middle School, LIVS Associates, LLC, SMART Program Renovations, Project No. P.001837.
03-20-2018	Construction Bid Recommendation of \$500,000 or Greater - ITB 18-143C, Eagle Ridge Elementary School, LEGO Construction Co., SMART Program Renovations, Project No. P.001722
03-20-2018	Approve Authorization to Advertise for Bids, Forest Glen Middle School, VIA Design Studio, LLC., SMART Program Renovations, Project No. P.001865.
03-20-2018	Approve Authorization to Advertise for Bids for Fort Lauderdale High School, Sol-ARCH, Inc., SMART Program Renovations, Project No. P.001839.
03-20-2018	Approve Authorization to Advertise for Bids, Gator Run Elementary School, VIA Design Studio, LLC., SMART Program Renovations, Project No. P.001863.



## OUTREACH EVENTS – SCHOOL COMMUNITIES



*Boulevard Heights Elementary  
Kick-Off Meeting*



*Larkdale Elementary  
Pre-Construction Meeting*

01-10-2018	Virginia Shuman Young Elementary – Kick-Off Meeting
01-10-2018	Pines Lakes Elementary – Kick-Off Meeting
02-08-2018	Larkdale Elementary – Pre-Construction Meeting
02-08-2018	Forest Glen Middle – Pre-Construction Meeting
02-09-2018	Tradewinds Elementary – Pre-Construction Meeting
02-14-2018	Coral Park Elementary – Kick-Off Meeting
02-21-2018	Challenger Elementary – Kick-Off Meeting
02-21-2018	Riverside Elementary – Kick-Off Meeting
02-26-2018	Millennium 6-12 Collegiate Academy – Kick-Off Meeting
03-08-2018	Stranahan High – Facility Community Meeting
03-13-2018	Principal Executive Board Meeting
03-14-2018	Boulevard Heights Elementary – Kick-Off Meeting
03-22-2018	Henry D. Perry Education Center Playground Pre-Construction Meeting





## OUTREACH EVENTS – MUNICIPALITIES

01-04-2018	Hollywood Democratic Club Meeting
01-11-2018	City of Coral Springs and City of Parkland Meeting
01-16-2018	City of Parkland Education Advisory Board Meeting
01-17-2018	City of Oakland Park Commission Meeting
02-05-2018	City of Plantation Education Advisory Board Meeting
03-07-2018	City of Hollywood Commission Meeting
03-08-2018	Coconut Creek Commission Meeting
03-19-2018	Parkland Education Advisory Board Meeting



*City of Oakland Park  
Commission Meeting*



*Coral Springs & Parkland  
Commission Meeting*



## OUTREACH EVENTS – BUSINESS COMMUNITY

01-18-2018	Broward Schools Community & Subcontractor Outreach
02-23-2018	Meet the Prime – Sponsored by the Weitz Company, LLC
03-02-2018	Meet the Prime – Sponsored by CORE Construction Services of Florida, LLC
03-09-2018	Meet the Prime – Sponsored by KAST Construction Company, LLC
03-16-2018	Meet the Prime – Sponsored by D. Stephenson



*Meet the Prime  
D. Stephenson*



*Meet the Prime  
The Weitz Company*



## TWEETS

**Leo Bobadilla**  
@LeoBobadilla1

Follow

The delivery of laptops and a new broadcasting system has marked the completion of SMART Bond-School Choice Enhancement Program upgrades  
@NovaMiddleTitan #BCPSSMARTFutures @browardschools



**Leo Bobadilla**  
@LeoBobadilla1

Follow

SMART Bond delivering on promises @Blanche\_Ely -weight room grand opening with @browardschools students, faculty, District staff and elected officials all joining together at the ribbon-cutting ceremony #BCPSSMARTFutures



01-12-2018 – Students and staff @WCYMiddleSchool welcomed new cafeteria tables, musical instruments, golf carts, and technology, thanks to SMART Program @browardschools #BCPSSMARTFutures

01-16-2018 – Single Point of Entry improvements @StranahanDragon nearing completion, thanks to @browardschools #BCPSSMARTFutures

01-29-2018 – Excited to see the weight room upgrades @StranahanDragons are now complete with the celebration of a ribbon cutting ceremony with @BrowardSchools students, faculty, District staff and elected officials #BCPSSMARTFutures

01-31-2018 - SMART Bond delivering on promises @Blanche\_Ely –weight room grand opening with @browardschools students, faculty, District staff and elected officials is all joining together at the ribbon-cutting ceremony #BCPSSMARTFutures

02-01-2018 – SMART Bond School Choice Enhancement Program provided projectors, office furniture, science lab technology and a book room upgrade to @WHElementary students and staff @browardschools #BCPSSMARTFutures

02-02-2018 – The delivery of laptops and a new broadcasting system has marked the completion of SMART Bond-School Choice Enhancement upgrades @NovaMiddleTitan #BCPSSMARTFutures @browardschools



 **Leo Bobadilla**  
@LeoBobadilla1

Follow

Delivering on promises @browardschools : SMART Bond Weight room upgrades and new equipment at Charles W. Flanagan High School @browardschools #BCPSSMARTFutures



 **TWEETS**

02-13-18 – SMART Bond Improvements are underway at Northeast High School @browardschools #BCPSSMARTFutures

02-13-2018 –, Delivering on promises @browardschools : SMART Bond Weight Room upgrades and new equipment at Charles W. Flanagan High School @browardschools #BCPSSMARTFutures

 **Leo Bobadilla**  
@LeoBobadilla1

Follow

SMART Bond Improvements are underway at Northeast High School @browardschools #BCPSSMARTFutures



