



Section 6

Budget Activity

Judith Marte, Chief Financial Officer

Budget Activity Report Contents

Introduction	Page 463
Glossary of Terms	Page 466
School Board Approved Amendments	Page 467
Summary of SMART Program Budget Activity	Page 471
Analysis of Expenditure Changes from Previous Quarter	Page 472
Expense Chart	Page 473
Notes to Budget Activity Report	Page 474
Summary Schedule	Page 477
Financially Active Projects Summary	Page 479
Financially Active Projects Detail	Page 480
Completed & Meets Standard Projects Summary	Page 571
Completed & Meets Standard Projects Detail	Page 572
Remaining Projects Summary	Page 667
Remaining Projects Details	Page 668

Introduction:

The purpose of the Budget Activity Report Section is to provide information on the financial activity for projects in the SMART Program Quarterly Update. **The Budget Activity Report may give some indication about project activity but it does not give the status of a project and should be used in conjunction with the School Spotlight construction status reports in this SMART Program Quarterly Update.** Within this Budget Activity Report, projects are shown as “financially active” when the project has existing commitments and/or expenses. Project commitments and expenses include, but are not limited to, construction costs, design costs, permitting costs, advertising costs during the planning and procurement phase, equipment, work orders, and Program Management fees.

This Budget Activity Report is for the Third Quarter of the 2018 Fiscal Year that ended on March 31, 2018. The capital budget for the SMART Program currently spans four fiscal years (Program Years 1, 2, 3 & 4). During the third quarter the School Board approved financial impact increases for the following projects; single point of entry at Lauderhill 6-12 \$34K and Royal Palm Elementary \$44K, and the primary renovation project at Eagle Ridge Elementary \$1.0M. During this quarter the School Board also approved acceleration of design funds for several schools’ primary renovation projects. The funding accelerations do not change the overall SMART Program Budget. This report includes detail on \$812 million in SMART Program funding included in Program Years 1-4.

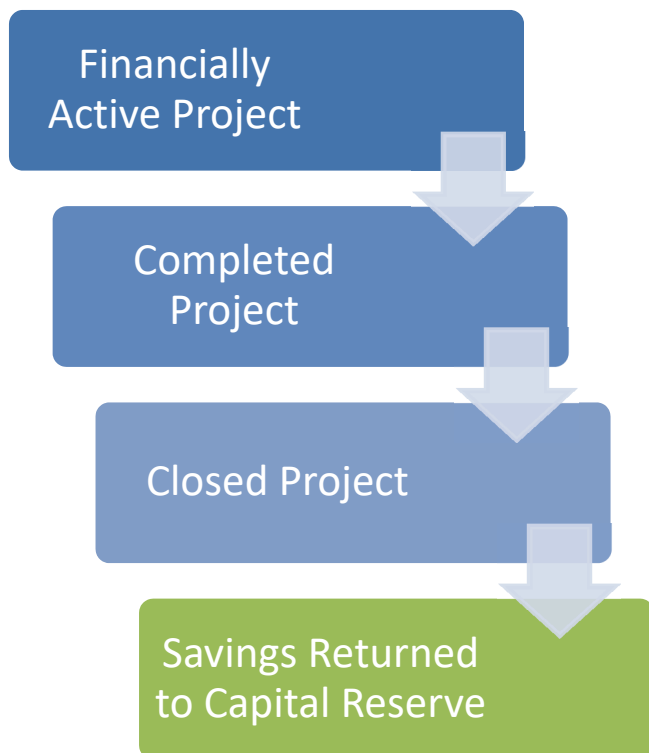
(millions of \$)

SMART Appropriations	Program Year 1 (FY 2015)	Program Year 2 (FY 2016)	Program Year 3 (FY 2017)	Program Year 4 (FY 2018)	Program Year 5 (FY 2019)	Total
Safety	\$ 24.8	\$ 32.7	\$ 25.8	\$ 21.4 <u>\$ 22.7</u>	\$ 25.6 <u>\$ 24.5</u>	\$ 130.3 <u>\$ 130.5</u>
Music & Art	5.5	9.8	13.5	6.1 <u>6.3</u>	6.1 <u>5.9</u>	41.0
Athletics	1.8	1.8	1.9	0.9	1.0	7.4
Renovation	162.4	150.2	165.6	110.5 <u>117.8</u>	145.9 <u>139.5</u>	734.6 <u>735.5</u>
Technology	35.2	20.5	12.8			68.5
Total	\$ 229.7	\$ 215.0	\$ 219.6	\$ 138.9 <u>\$ 147.7</u>	\$ 178.6 <u>\$ 170.9</u>	\$ 981.8 <u>\$ 982.9</u>
				\$ 803.2 <u>\$ 812.0</u>		

Introduction: (continued)

The voter approved \$800 million general obligation bonds (GOB) were combined with other non-GOB capital funding to total the \$982.9 million SMART Program. Full details of the SMART Program are included in the District's Adopted District Educational Facilities Plan (Adopted DEFP). The first series of the GOB was issued in June 2015. Additional GOB series will be issued in the future to ensure the projects have available funds in-line with the projected construction delivery timelines.

The Budget Activity Report includes a section of Completed and Meets Standard Projects. When projects are marked as complete, meets standards, or complete prior, within the various status report sections (Technology, Music, Construction, etc.) the financial activity for the project is moved into the Completed Meets Standard Projects section. Completed Projects are projects that have had financial activity within the SMART Program and the scope of the project has been completed. **There may be some additional financial activity on these projects as the final payments are made and all of the purchase orders are closed-out.** The other category of projects in this section is Meets Standard. This includes projects like the single point of entry projects that were assigned SMART Program funding, but during the planning and scope validation stage it was determined that renovations to implement single point of entry were completed prior to the SMART Program.



The financial life-cycle of a project starts when the project is **financially active**.

At the end of the implement improvements phase projects are marked as **complete**. These projects are in their final inspection for quality assurance, between substantial and final completion, which includes verification that the scope is completed according to approved specifications, final submittals of documents and closing out the vendor contract.

When all of the close-out steps are completed, final payments have been submitted to vendors, and all purchase orders have been reviewed and closed the project is **closed**.

After the project is closed, remaining funds are reported to the School Board and **returned to the District's Capital Reserve**.

Introduction: (continued)

SMART Program Reserve



THE DISTRICT SET ASIDE \$225 MILLION in funding to mitigate potential funding risks in the SMART Program

District Educational Facilities Plan Appropriations (in thousands)							
	Carryover FY 2017	FY 2018	FY 2019	FY 2020	FY 2021	FY 2022	Total
Appropriations							
COPs Debt Service *	\$ 0	\$ 146,881	\$ 160,078	\$ 166,068	\$ 166,762	\$ 170,018	\$ 813,437
Equipment & Building Leases	0	17,119	14,513	11,430	11,442	16,796	71,300
Facilities / Capital Salaries	0	15,200	15,200	15,200	15,200	15,200	76,000
Quality Assurance	0	170	170	170	170	170	850
Maintenance	594	66,000	64,000	64,000	64,000	64,000	322,594
Facility Projects	22,750	7,300	0	0	0	0	30,050
SMART Program	537,874	138,888	178,882	0	0	0	855,444
SMART Program Reserve	71,042	658	18,354	59,839	69,807	0	219,700
Charter Schools - State PECCO	0	8,319	8,319	8,319	8,319	8,319	41,565
Charter Schools - Local Millage	0	12,711	13,863	16,211	19,824	24,067	66,676

(in thousands of \$)							
	Carryover FY 2017	FY 2018	FY 2019	FY 2020	FY 2021	FY 2022	Total
SMART Program Reserve	71,042	658	18,354	59,839	69,807	0	219,700

\$219 million in the SMART Reserve
 + \$6 million added for additional single point of entry project
\$225 million

Due to Approved Board items thru the end of FY18 Q3 the SMART Reserve balance is \$67.3 million.

Bond Oversight Committee

On January 27, 2015 the School Board approved a resolution to create the Bond Oversight Committee (BOC) to act as an independent citizen's advisory committee to the School Board. The District recognizes the importance of establishing a mechanism to encourage greater accountability, transparency, public support and confidence in the use of GOB funds. Florida TaxWatch, a not-for-profit government watchdog group is providing the BOC independent analysis and recommendations on best practices.

The Budget Activity Report Section is organized in a logical way that includes this Introduction, a Glossary of Terms and Notes to the Budget Activity Report.

Glossary of Terms:

GOB: Funding from the General Obligation Bond

Non-GOB: Funding from all other capital funds.

Original Budget: The budget approved at the May 19, 2015 school board meeting that established the 5-year budgets for the SMART program.

Current Budget: The current approved budget that includes any School Board approved changes that impacted the Original Budget.

Commitment: Project obligation, for example purchase orders, contracts or requisitions.

Financially Active Project: Within this Budget Activity Report, projects are shown as financially active when the project has existing commitments or expenses. Project commitments and expenses include, but are not limited to, advertising costs during the planning and procurement phase, design costs, construction costs, permitting costs, equipment, work orders, and Program Management fees.

Completed Projects: Projects that have had financial activity within the SMART Program and the scope of the project has been completed. There may be some additional financial activity on these projects as the final payments are made and all of the purchase orders are closed-out. When the Facilities Department partially accelerates a phase of a larger project, the project will not be shown as completed in the Budget Activity Report until the entire project is completed. These are noted as partially accelerated for early completion in the School Spotlights.

Meets Standard Projects: Projects that received SMART Program funding, but were later determined to already have had the renovations completed prior to the SMART Program (aka **Complete Prior**).

School Board Approved Amendments

Occasionally it will be necessary to make amendments to the SMART Program. When this happens, the School Board will review the request at a School Board meeting as part of their business agenda. When the Board votes to approve a requested amendment, the changes will be reflected in the SMART Program Budget Activity Report. Changes may include project budget increases or decreases made to reflect construction contract awards, and the scheduled delivery of the project. The approved changes are shown in the Budget Activity Report where there is a difference between the “Original Budget”, and the “Current Budget”.

List of Approved SMART Program Amendments

Board Meeting	Agenda Item #	School Name	Project	Approved Increase/ (Decrease)
1/20/16	JJ-1	Crystal Lake MS	Fire Alarm Replacement	\$30,000
1/20/16	JJ-2	Attucks MS	Building Envelope Improvements	182,125
3/9/16	Boundary Hearing Item 1	Gulfstream Academy of Hallandale Beach K-8	Due to combination of schools, \$50k music moved from old Gulfstream MS to newly created K-8	Net Impact = 0
9/7/16	Special School Board Meeting Item 1	Various – Single Point of Entry and other projects that will benefit by completing them together	SMART Program Project Accelerations \$23.9M from Yr 4&5 to Yr 3	Net Impact = 0
1/18/17	FF-1	Various – Music	Accelerate SMART Music Funding \$7M from Yr 4&5 to Yr 3	Net Impact = 0
2/7/17	JJ-8	Markham ES	Accelerate SMART Construction \$9.2M from Yr 4 to Yr 3	Net Impact = 0
4/4/17	JJ-1	McArthur HS	Shift SMART Funding for building 6 into DEFP for new replacement building project	(890,504)
4/4/17	JJ-2	Dillard ES	Accelerate SMART Construction \$154k from Yr 4 to Yr 3	Net Impact = 0
4/4/17	JJ-3	Park Ridge ES	Accelerate SMART Construction \$78k from Yr 5 to Yr 3	Net Impact = 0
5/16/17	JJ-6	Coral Springs Pre-K - 8	Accelerate SMART Construction \$125k from Yr 5 to Yr 3	Net Impact = 0
5/16/17	JJ-7	Hollywood Hills ES	Accelerate SMART Construction \$16k from Yr 5 to Yr 3	Net Impact = 0
5/16/17	JJ-8	Coral Springs MS	Accelerate SMART Construction \$194k from Yr 4 to Yr 3	Net Impact = 0
5/16/17	JJ-9	Indian Trace ES	Accelerate SMART Construction \$297k from Yr 4 to Yr 3	Net Impact = 0

List of Approved SMART Program Amendments

(continued)

Board Meeting	Agenda Item #	School Name	Project	Approved Increase/ (Decrease)
5/16/17	JJ-10	Winston Park ES	Accelerate SMART Construction \$297k from Yr 4 to Yr 3	Net Impact = 0
9/6/17	1	Various Locations – See Completed and Meets Standard Report within the Budget Activity Report Section	When the Board approved the Adopted DEFP FY18, the District recognized shifting funds for single point of entry projects as well as completed technology projects as savings.	
			Technology Savings from Completed Projects	(11,926,730)
			Single Point Savings from Meets Standard Projects	(2,888,000)
9/6/17	1	District-Wide	Additional single point of entry projects as approved in the Adopted DEFP FY18	6,730,000
10/17/17	JJ-2	McNicol Middle	Construction Bid Recommendation - Single Point of Entry	25,000
10/17/17	JJ-3	North Fork Elementary	Construction Bid Recommendation - Single Point of Entry	28,863
10/17/17	JJ-12	Monarch High	Increase of Funds - Track Resurfacing	35,000
10/17/17	JJ-13	Cypress Bay High	Increase of Funds - Track Resurfacing	45,000
10/17/17	JJ-14	Manatee Bay Elementary	Construction Bid Recommendation - SMART Program Renovations	625,661
11/7/17	JJ-10	Indian Ridge Elementary	Construction Bid Recommendation - SMART Program Renovations	945,102
12/19/17	JJ-8	James Hunt Elementary	Partial Acceleration of SMART Renovations – Replacement of Air Cooled Chiller	Net Impact = 0
12/19/17	JJ-9	Cooper City Elementary	Acceleration of School Choice Enhancement Program	Net Impact = 0
12/19/17	JJ-11	Forest Glen Middle	Additional Funding - Single Point of Entry	178,186
12/19/17	JJ-12	Tradewinds Elementary	Additional Funding - Single Point of Entry	186,560

List of Approved SMART Program Amendments

(continued)

Board Meeting	Agenda Item #	School Name	Project	Approved Increase/ (Decrease)
12/19/17	JJ-13	Larkdale Elementary	Additional Funding - Single Point of Entry	289,410
12/19/17	JJ-14	Coconut Creek Elementary	Construction Bid Recommendation - SMART Program Renovations	517,143
12/19/17	JJ-15	Cypress Elementary	Construction Bid Recommendation - SMART Program Renovations	452,897
1/17/18	JJ-7	Lauderhill 6-12 School	Additional Funding - Single Point of Entry	33,916
1/17/18	JJ-8	Royal Palm Elementary	Additional Funding - Single Point of Entry	44,120
2/21/18	JJ-2	Lauderhill-Paul Turner ES, Park Ridge ES and Winston Park ES	Partial Acceleration of SMART Renovations - Professional Services Agreement	Net Impact = 0
2/21/18	JJ-3	Boulevard Heights ES, Lakeside ES	Partial Acceleration of SMART Renovations - Professional Services Agreement	Net Impact = 0
2/21/18	JJ-4	Hollywood Hills ES, North Andrews Gardens ES	Partial Acceleration of SMART Renovations - Professional Services Agreement	Net Impact = 0
2/21/18	JJ-5	Stephen Foster ES, Sheridan Park ES	Partial Acceleration of SMART Renovations - Professional Services Agreement	Net Impact = 0
2/21/18	JJ-6	Country Hills ES	Partial Acceleration of SMART Renovations - Professional Services Agreement	Net Impact = 0
2/21/18	JJ-7	Sheridan Technical College	Partial Acceleration of SMART Renovations - Professional Services Agreement	Net Impact = 0
2/21/18	JJ-8	Larkdale ES and Panther Run ES	Partial Acceleration of SMART Renovations - Professional Services Agreement	Net Impact = 0
2/21/18	JJ-9	Park Springs ES	Partial Acceleration of SMART Renovations - Professional Services Agreement	Net Impact = 0

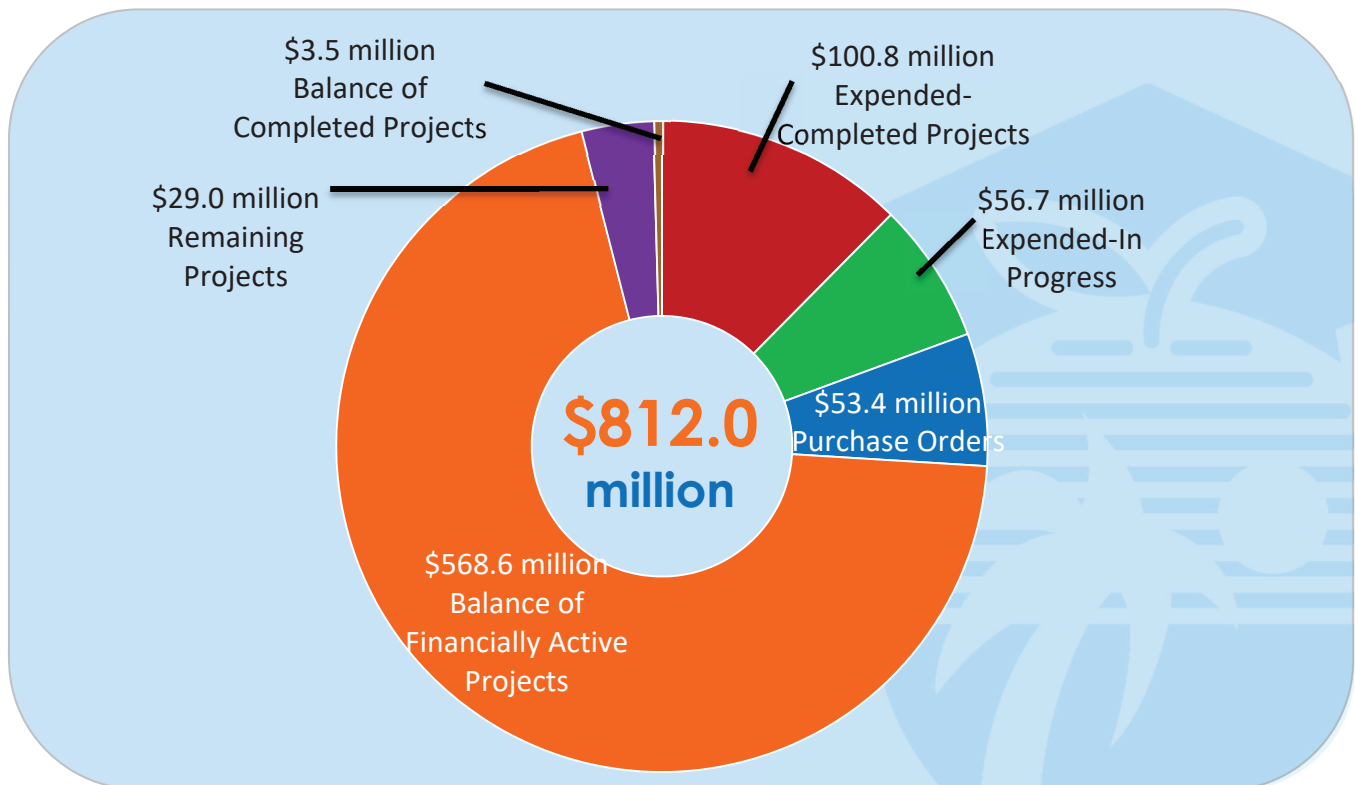
List of Approved SMART Program Amendments
(continued)

Board Meeting	Agenda Item #	School Name	Project	Approved Increase/ (Decrease)
3/6/18	JJ-1	Palmview ES and South Plantation HS	Partial Acceleration of SMART Renovations - Professional Services Agreement	Net Impact = 0
3/6/18	JJ-2	Meadowbrook ES, Whispering Pines Ed Ctr, Parkside ES, and Coconut Palm ES	Partial Acceleration of SMART Renovations - Professional Services Agreement	Net Impact = 0
3/6/18	JJ-3	Gulfstream Academy of Hallandale Beach K-8, Harbordale ES and Watkins ES	Partial Acceleration of SMART Renovations - Professional Services Agreement	Net Impact = 0
3/6/18	JJ-4	Dania ES and Driftwood ES	Partial Acceleration of SMART Renovations - Professional Services Agreement	Net Impact = 0
3/6/18	JJ-6	Hunt Elementary	Partial Acceleration of SMART Renovations - Professional Services Agreement	Net Impact = 0
3/6/18	JJ-7	Sheridan Tech College	Partial Acceleration of SMART Renovations - Professional Services Agreement	Net Impact = 0
3/20/18	JJ-1	Pompano Beach HS, Croissant Park ES and Coral Glades HS	Partial Acceleration of SMART Renovations - Professional Services Agreement	Net Impact = 0
3/20/18	JJ-2	Bennett ES, Sunshine ES, Castle Hill Annex and Cross Creek School	Partial Acceleration of SMART Renovations - Professional Services Agreement	Net Impact = 0
3/20/18	JJ-4	Eagle Ridge ES	SMART Renovations	1,047,383
Sub-Total:				\$ 6,492,443
➤ Original Budget (see page 477)				\$ 816,336,835
➤ Net Increase/(Decrease)				(4,308,868)
➤ Current Budget (see page 477)				\$ 812,027,967

Summary of SMART Program Budget Activity

The table and chart below is a summary of the financial data that is presented in the three sections of the Budget Activity Report.

Budget Activity Report Section	Current Budget	Commitments	Expenditures	Balance
Financially Active Projects	\$ 676,375,097	\$ 51,116,611	\$ 56,650,581	\$ 568,607,905
Completed/Meets Standard Projects	106,695,871	2,326,182	100,844,461	3,525,228
Remaining Projects	28,956,999	0	0	28,956,999
Total	\$ 812,027,967	\$ 53,442,793	\$ 157,495,042	\$ 601,090,132



Analysis of Expenditure Changes from Previous Quarter

SMART Program Expenditures *	FY18 Q3 (current)	FY18 Q2	Increase (Decrease)
GOB			
Safety	\$ 6,342,814	\$ 4,850,766	\$ 1,492,048
Music & Art	768,306	450,252	318,054
Athletics	2,940,640	1,900,155	1,040,485
Renovation	39,147,800	32,048,649	7,099,151
Technology	33,836,366	33,610,513	225,853
GOB Sub-Total	83,035,926	72,860,335	10,175,591
Non-GOB			
Safety	927,158	733,746	193,412
Music & Art	15,179,439	14,188,428	991,011
Athletics	0	0	0
Renovation	20,454,047	20,058,940	395,107
Technology	37,898,472	37,898,472	0
Non-GOB Sub-Total	74,459,116	72,879,586	1,579,530
Total	\$ 157,495,042	\$ 145,739,921	\$ 11,755,121
Number of Financially Active and Completed/Meets Standard Projects	2,040	1,955	85

Correction from FY18 Q2 BOC Report:

The FY18 Q2 BOC report did not reflect the correct project counts. The project counts for the previous 4 fiscal quarters are:

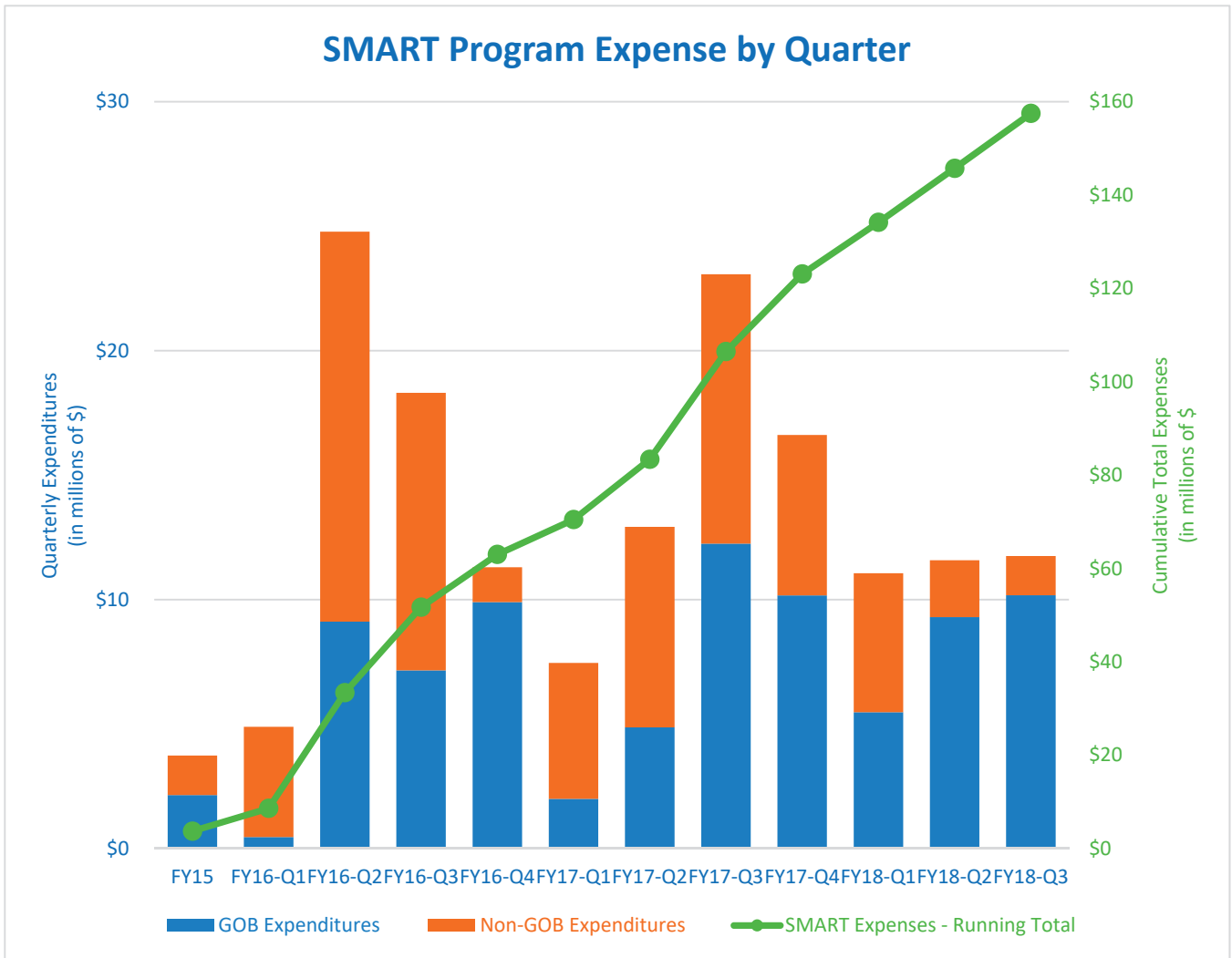
FY17 Q3: 931 FY17 Q4: 1,423 FY18 Q1: 1,623 FY18 Q2: 1,955

* Project expenditures include, but are not limited to, construction costs, design costs, permitting costs, advertising costs during the planning and procurement phase, equipment, work orders, and Program Management fees.

Expense Chart

This SMART Program Expense by Quarter chart shows the SMART expenditures in each quarter represented in the bar chart as GOB dollars (blue) and Non-GOB dollars (orange), using the scale on the left.

The green line shows the cumulative total of all SMART Program expenses, using the scale on the right.



Notes to Budget Activity Report

1. SMART Program

The SMART Program includes \$800 million GOB funding and \$182 million of other non-GOB funding for **S**afety, **M**usic and arts, **A**thletics, **R**enovation and **T**echnology projects totaling \$982 million. The District Educational Facilities Plan was amended on May 19, 2015 to incorporate the SMART Program.

2. SMART Cost Allocation Method

To effectively deliver projects at any particular school the Facilities Department may combine several categories in the SMART Program into one project that encompasses the scope of the individual categories under one contract. To report expenditures for each SMART category, all expenses for the combined project will be allocated based on a percentage of the budget for SMART Program categories that were combined.

3. Program Manager Fees Allocation

The projects are being managed by external consultants that are being utilized as Program Managers and will manage a portfolio of projects as owner representatives. Costs for the Program Manager(s) are included in the project budgets and expenses will be prorated proportionate to those project budgets assigned to the Program Manager.

4. Issuance of GOB Funds

On November 4, 2014 the public authorized up to \$800 million in general obligation bonds to fund the SMART program. The planned issuance of these bonds was initially based on five (5) series to align with the needs of the projects in the SMART program. The first series was issued in June 2015. Within the \$800 million authorization, the actual amounts and timing of the future individual series may vary from what was initially planned based on the execution of projects and cash flow projections.



Notes to Budget Activity Report (continued)5. Hierarchy of assigning funds

GOB funds are assigned to projects in the SMART Program in addition to other capital funding. The other capital funds consist of capital millage, impact fees, State funds such as Public Education Capital Outlay (PECO) and other sources which have various restrictions and spending durations.

In assigning projects to a funding source there are many considerations, and generally the funds with the most restrictions are to be utilized for eligible projects first. Since the GOB funds are paid for over a 25 year period, use of GOB funding for technology and educational equipment with a useful life substantially less than the life of the bond, may be limited because of Federal rules.

The funding source for each project in the SMART program is reviewed when:

- **The District adopts the DEFP** – District Educational Facilities Plan (DEFP) is a 5-year budget planning document that is revised annually. The first year of the DEFP is incorporated into the District's capital budget. The DEFP and the Budget is a projection of revenues and a plan to appropriate funding for anticipated expenditures. The DEFP includes revenues from GOB and an appropriation for the SMART program.
- **The District Issues GOB** – During the fiscal year the District will evaluate cash flow needed for the SMART program and consult with the Facilities and Technology departments to determine if the GOB should be issued in the amount planned in the capital budget. The projects planned to be funded by the GOB will be reviewed. If necessary the list of projects may be adjusted to meet Federal rules, accommodate changes in project schedules, or maximize the utilization of other capital funding sources.
- **The District combines several categories into one project** – To effectively deliver projects at any particular school the Facilities department may combine several categories in the SMART Program into one project that encompasses the scope of the individual categories under one contract. The funding source for the project will be reviewed based upon the revised scope of the project.



SMART Program Budget Activity Report

Combined Summary Schedule

for Quarter Ended March 31, 2018



GOB Referendum Approved by Voters on 11/4/2014 - 40 Months Since Approval

GOB	Program Yr1, Yr2, Yr3 and Yr4	
	Original Budget	Current Budget
Safety	\$ 83,114,236	\$ 85,551,566
Music & Art	12,704,573	12,704,573
Athletics	6,519,000	6,599,000
Renovation	518,798,134	521,295,178
Technology	38,489,000	36,825,538
GOB Total	\$ 659,624,943	\$ 662,975,855

Non-GOB	Program Yr1, Yr2, Yr3 and Yr4	
	Original Budget	Current Budget
Safety	\$ 17,943,058	\$ 20,152,774
Music & Art	22,388,288	22,388,288
Athletics	-	-
Renovation	74,037,546	68,610,966
Technology	42,343,000	37,900,084
Non-GOB Total	\$ 156,711,892	\$ 149,052,112

Total	\$ 816,336,835	\$ 812,027,967
--------------	-----------------------	-----------------------



SMART Program Budget Activity Report



Financially Active Projects Summary Schedule for Quarter Ended March 31, 2018

GOB Referendum Approved by Voters on 11/4/2014 - 40 Months Since Approval

GOB	Original Budget	Current Budget	Prior Year Expenditures	Commitments	Current Year Expenditures	Balance
Safety	\$ 78,588,052	\$ 79,363,393	\$ 2,781,283	\$ 7,955,813	\$ 3,176,364	\$ 65,449,933
Music & Art	10,930,649	10,930,649	287,135	1,614,234	481,171	8,548,109
Athletics	1,189,000	1,234,000	29,810	395,668	170,277	638,245
Renovation	499,788,784	502,285,828	17,111,902	34,124,887	17,682,505	433,366,534
Technology	11,000,000	11,000,000	6,638,880	90,719	1,371,948	2,898,453
GOB Total	\$ 601,496,485	\$ 604,813,870	\$ 26,849,010	\$ 44,181,321	\$ 22,882,265	\$ 510,901,274

Non-GOB	Original Budget	Current Budget	Prior Year Expenditures	Commitments	Current Year Expenditures	Balance
Safety	\$ 17,333,947	\$ 17,363,652	\$ 502,357	\$ 1,305,742	\$ 424,801	\$ 15,130,752
Music & Art	5,960,288	5,960,288	1,373,671	928,246	1,568,124	2,090,247
Renovation	47,843,515	48,237,287	2,139,843	4,701,302	910,510	40,485,632
Non-GOB Total	\$ 71,137,750	\$ 71,561,227	\$ 4,015,871	\$ 6,935,290	\$ 2,903,435	\$ 57,706,631

Total	\$ 672,634,235	\$ 676,375,097	\$ 30,864,881	\$ 51,116,611	\$ 25,785,700	\$ 568,607,905
--------------	-----------------------	-----------------------	----------------------	----------------------	----------------------	-----------------------

* Project expenditures include, but are not limited to, construction costs, design costs, permitting costs, advertising costs during the planning and procurement phase, equipment, work orders, and Program Management fees.

This is a budget and expenditure activity report, and is not a construction status report. The accompanying introduction and notes are an integral part of this report.



SMART Program Budget Activity Report

Financially Active Projects Detail Schedule

for Quarter Ended March 31, 2018



GOB Referendum Approved by Voters on 11/4/2014 - 40 Months Since Approval

School/ Project	Original Budget	Current Budget	Prior Year Expenditures	Commitments	Current Year Expenditures	Balance
Anderson, Boyd H. High School						
ADA renovations related to educational adequacy, Building Envelope Improvements (Roof, Window, Ext Wall, etc.), HVAC Improvements, Safety / Security Upgrade, Single Point of Entry, STEM Lab improvements Project Number: P.001846	77,000	77,000	5,649	4,029	3,168	64,154
ADA renovations related to educational adequacy, Building Envelope Improvements (Roof, Window, Ext Wall, etc.), HVAC Improvements, Safety / Security Upgrade, Single Point of Entry, STEM Lab improvements Project Number: P.001846	5,197,000	5,197,000	381,242	271,913	213,804	4,330,041
Weight Room Renovation Project Number: p.002024	121,000	121,000	-	114,946	-	6,054
Apollo Middle School						
Single Point of Entry Project Number: P.001875	75,000	75,000	11,621	3,414	-	59,965
Atlantic Technical College						
Building Envelope Improvements (Roof, Window, Ext Wall, etc.), Fire Sprinklers, IAQ Repairs - HVAC, Media Center improvements Project Number: P.000415	1,482,000	1,482,000	55,746	87,855	9,249	1,329,150
Building Envelope Improvements (Roof, Window, Ext Wall, etc.), Fire Sprinklers, IAQ Repairs - HVAC, Media Center improvements Project Number: P.000415	7,470,000	7,470,000	280,985	442,831	46,617	6,699,567

* Project expenditures include, but are not limited to, construction costs, design costs, permitting costs, advertising costs during the planning and procurement phase, equipment, work orders, and Program Management fees.

This is a budget and expenditure activity report, and is not a construction status report. The accompanying introduction and notes are an integral part of this report.



SMART Program Budget Activity Report

Financially Active Projects Detail Schedule

for Quarter Ended March 31, 2018



GOB Referendum Approved by Voters on 11/4/2014 - 40 Months Since Approval

School/ Project	Original Budget	Current Budget	Prior Year Expenditures	Commitments	Current Year Expenditures	Balance
Atlantic Technical, Arthur Ashe, Jr Campus						
Building Envelope Improvements (Roof, Window, Ext Wall, etc.), Fire Alarm Project Number: P.001959	42,000	42,000	236	928	2,545	38,291
Building Envelope Improvements (Roof, Window, Ext Wall, etc.), Fire Alarm Project Number: P.001959	1,200,000	1,200,000	6,739	26,504	72,712	1,094,045
Atlantic West Elementary School						
Building Envelope Improvements (Roof, Window, Ext Wall, etc.), Fire Sprinklers, HVAC Improvements, Media Center improvements Project Number: P.001796	619,000	619,000	20,999	14,343	35,013	548,645
Building Envelope Improvements (Roof, Window, Ext Wall, etc.), Fire Sprinklers, HVAC Improvements, Media Center improvements Project Number: P.001796	1,998,000	1,998,000	67,780	46,296	113,015	1,770,909
School Choice Enhancement Project Number: p.002104	100,000	100,000	-	59,629	28,371	12,000
Attucks Middle School						
Building Envelope Improvements (Roof, Window, Ext Wall, etc.), Media Center improvements, Single Point of Entry Project Number: p.001633	465,000	465,000	22,099	71,817	18,129	352,955
Building Envelope Improvements (Roof, Window, Ext Wall, etc.), Media Center improvements, Single Point of Entry Project Number: p.001633	736,000	918,125	43,633	141,800	35,794	696,898

* Project expenditures include, but are not limited to, construction costs, design costs, permitting costs, advertising costs during the planning and procurement phase, equipment, work orders, and Program Management fees.

This is a budget and expenditure activity report, and is not a construction status report.
The accompanying introduction and notes are an integral part of this report.



SMART Program Budget Activity Report

Financially Active Projects Detail Schedule

for Quarter Ended March 31, 2018



GOB Referendum Approved by Voters on 11/4/2014 - 40 Months Since Approval

School/ Project	Original Budget	Current Budget	Prior Year Expenditures	Commitments	Current Year Expenditures	Balance
Attucks Middle School						
Electrical Improvements, HVAC Improvements, Provide Fire Sprinkler Protection Install New Fire Alarm Project Number: P.001686	1,962,778	1,962,778	49,463	91,621	62,949	1,758,745
Electrical Improvements, HVAC Improvements, Provide Fire Sprinkler Protection Install New Fire Alarm Project Number: P.001686	1,078,000	1,078,000	27,166	50,320	34,572	965,942
Bair Middle School						
Building Envelope Improvements (Roof, Window, Ext Wall, etc.), Fire Alarm, HVAC Improvements, Media Center improvements, Safety / Security Upgrade Project Number: P.002044	539,000	539,000	-	51,520	31	487,449
Building Envelope Improvements (Roof, Window, Ext Wall, etc.), Fire Alarm, HVAC Improvements, Media Center improvements, Safety / Security Upgrade Project Number: P.002044	978,000	978,000	-	93,481	57	884,462
Banyan Elementary School						
School Choice Enhancement Project Number: P.001767	100,000	100,000	2,900	62,724	9,975	24,401
Building Envelope Improvements (Roof, Window, Ext Wall, etc.), HVAC Improvements, Media Center improvements Project Number: P.001944	1,243,000	1,243,000	45,181	50,731	69,111	1,077,977
Bayview Elementary School						
Music Instruments Project Number: 064185009	50,000	50,000	23,194	6,516	18,603	1,687

* Project expenditures include, but are not limited to, construction costs, design costs, permitting costs, advertising costs during the planning and procurement phase, equipment, work orders, and Program Management fees.

This is a budget and expenditure activity report, and is not a construction status report. The accompanying introduction and notes are an integral part of this report.



SMART Program Budget Activity Report

Financially Active Projects Detail Schedule

for Quarter Ended March 31, 2018



GOB Referendum Approved by Voters on 11/4/2014 - 40 Months Since Approval

School/ Project	Original Budget	Current Budget	Prior Year Expenditures	Commitments	Current Year Expenditures	Balance
Bayview Elementary School						
Building Envelope Improvements (Roof, Window, Ext Wall, etc.), HVAC Improvements Project Number: P.001786	906,000	906,000	245,904	34,981	89,044	536,071
Beachside Montessori Village						
Music Instruments Project Number: 204185009	100,000	100,000	-	33,035	63,350	3,615
Bennett Elementary School						
Music Instruments Project Number: 020185009	50,000	50,000	-	27,223	22,624	153
Boulevard Heights Elementary School						
Art Room Renovation and Equipment, Building Envelope Improvements (Roof, Window, Ext Wall, etc.), HVAC Improvements, Music Room Renovation, Replacement of building 1, Replacement of building 4 Project Number: p.002065	492,000	492,000	-	40,891	8	451,101
Art Room Renovation and Equipment, Building Envelope Improvements (Roof, Window, Ext Wall, etc.), HVAC Improvements, Music Room Renovation, Replacement of building 1, Replacement of building 4 Project Number: p.002065	3,298,000	3,298,000	-	274,108	54	3,023,838

* Project expenditures include, but are not limited to, construction costs, design costs, permitting costs, advertising costs during the planning and procurement phase, equipment, work orders, and Program Management fees.

This is a budget and expenditure activity report, and is not a construction status report. The accompanying introduction and notes are an integral part of this report.



SMART Program Budget Activity Report

Financially Active Projects Detail Schedule

for Quarter Ended March 31, 2018



GOB Referendum Approved by Voters on 11/4/2014 - 40 Months Since Approval

School/ Project	Original Budget	Current Budget	Prior Year Expenditures	Commitments	Current Year Expenditures	Balance
Bright Horizons Center						
Building Envelope Improvements (Roof, Window, Ext Wall, etc.), Fire Alarm, Fire Sprinklers, HVAC Improvements Project Number: P.001974	696,000	696,000	-	35,652	20,764	639,584
Building Envelope Improvements (Roof, Window, Ext Wall, etc.), Fire Alarm, Fire Sprinklers, HVAC Improvements Project Number: P.001974	967,000	967,000	-	49,534	28,849	888,617
Broadview Elementary School						
Building Envelope Improvements (Roof, Window, Ext Wall, etc.), Conversion of Existing Space to Music and/or Art Lab(s), Electrical Improvements, Fire Alarm, Fire Sprinklers, HVAC Improvements, Media Center improvements, Music Room Renovation Project Number: P.001638	305,000	305,000	28,769	15,694	24,788	235,749
Building Envelope Improvements (Roof, Window, Ext Wall, etc.), Conversion of Existing Space to Music and/or Art Lab(s), Electrical Improvements, Fire Alarm, Fire Sprinklers, HVAC Improvements, Media Center improvements, Music Room Renovation Project Number: P.001638	971,057	971,057	91,591	49,964	78,920	750,582

* Project expenditures include, but are not limited to, construction costs, design costs, permitting costs, advertising costs during the planning and procurement phase, equipment, work orders, and Program Management fees.

This is a budget and expenditure activity report, and is not a construction status report. The accompanying introduction and notes are an integral part of this report.



SMART Program Budget Activity Report

Financially Active Projects Detail Schedule

for Quarter Ended March 31, 2018



GOB Referendum Approved by Voters on 11/4/2014 - 40 Months Since Approval

School/ Project	Original Budget	Current Budget	Prior Year Expenditures	Commitments	Current Year Expenditures	Balance
Broadview Elementary School						
Building Envelope Improvements (Roof, Window, Ext Wall, etc.), Conversion of Existing Space to Music and/or Art Lab(s), Electrical Improvements, Fire Alarm, Fire Sprinklers, HVAC Improvements, Media Center improvements, Music Room Renovation Project Number: P.001638	506,329	506,329	47,758	26,052	41,151	391,368
Building Envelope Improvements (Roof, Window, Ext Wall, etc.) Project Number: P.001642	1,009,000	1,009,000	59,599	7,576	6,297	935,528
School Choice Enhancement Project Number: p.001893	100,000	100,000	-	88,690	-	11,310
Broward Estates Elementary School						
Building Envelope Improvements (Roof, Window, Ext Wall, etc.), HVAC Improvements Project Number: P.002037	2,763,000	2,763,000	-	235,000	88	2,527,912
Castle Hill Elementary School						
Building Envelope Improvements (Roof, Window, Ext Wall, etc.), Fire Alarm, Fire Sprinklers, HVAC Improvements, Media Center improvements Project Number: p.001661	306,000	306,000	27,863	5,047	12,289	260,801
Building Envelope Improvements (Roof, Window, Ext Wall, etc.), Fire Alarm, Fire Sprinklers, HVAC Improvements, Media Center improvements Project Number: p.001661	1,803,000	1,803,000	164,171	29,743	72,406	1,536,680
School Choice Enhancement Project Number: P.001910	100,000	100,000	21,000	27,500	37,989	13,511

* Project expenditures include, but are not limited to, construction costs, design costs, permitting costs, advertising costs during the planning and procurement phase, equipment, work orders, and Program Management fees.

This is a budget and expenditure activity report, and is not a construction status report. The accompanying introduction and notes are an integral part of this report.



SMART Program Budget Activity Report

Financially Active Projects Detail Schedule

for Quarter Ended March 31, 2018



GOB Referendum Approved by Voters on 11/4/2014 - 40 Months Since Approval

School/ Project	Original Budget	Current Budget	Prior Year Expenditures	Commitments	Current Year Expenditures	Balance
Central Park Elementary School						
ADA Stage Lift, Building Envelope Improvements (Roof, Window, Ext Wall, etc.), Conversion of Existing Space to Music and/or Art Lab(s), Fire Sprinklers, HVAC Improvements, Music Room Renovation, Safety / Security Upgrade Project Number: P.001757	1,042,000	1,042,000	58,823	26,854	30,090	926,233
ADA Stage Lift, Building Envelope Improvements (Roof, Window, Ext Wall, etc.), Conversion of Existing Space to Music and/or Art Lab(s), Fire Sprinklers, HVAC Improvements, Music Room Renovation, Safety / Security Upgrade Project Number: P.001757	305,000	305,000	17,217	7,860	8,807	271,116
ADA Stage Lift, Building Envelope Improvements (Roof, Window, Ext Wall, etc.), Conversion of Existing Space to Music and/or Art Lab(s), Fire Sprinklers, HVAC Improvements, Music Room Renovation, Safety / Security Upgrade Project Number: P.001757	3,461,000	3,461,000	195,380	89,196	99,944	3,076,480
ADA Stage Lift, Building Envelope Improvements (Roof, Window, Ext Wall, etc.), Conversion of Existing Space to Music and/or Art Lab(s), Fire Sprinklers, HVAC Improvements, Music Room Renovation, Safety / Security Upgrade Project Number: P.001757	119,475	119,475	6,745	3,079	3,450	106,201

* Project expenditures include, but are not limited to, construction costs, design costs, permitting costs, advertising costs during the planning and procurement phase, equipment, work orders, and Program Management fees.

This is a budget and expenditure activity report, and is not a construction status report. The accompanying introduction and notes are an integral part of this report.



SMART Program Budget Activity Report

Financially Active Projects Detail Schedule

for Quarter Ended March 31, 2018



GOB Referendum Approved by Voters on 11/4/2014 - 40 Months Since Approval

School/ Project	Original Budget	Current Budget	Prior Year Expenditures	Commitments	Current Year Expenditures	Balance
Central Park Elementary School						
School Choice Enhancement Project Number: P.001894	100,000	100,000	53,576	6,298	180	39,946
Challenger Elementary School						
Building Envelope Improvements (Roof, Window, Ext Wall, etc.), Conversion of Existing Space to Music and/or Art Lab(s), Fire Alarm, HVAC Improvements, Music Room Renovation Project Number: P.002040	42,000	42,000	-	4,514	2	37,484
Building Envelope Improvements (Roof, Window, Ext Wall, etc.), Conversion of Existing Space to Music and/or Art Lab(s), Fire Alarm, HVAC Improvements, Music Room Renovation Project Number: P.002040	305,000	305,000	-	32,783	11	272,206
Building Envelope Improvements (Roof, Window, Ext Wall, etc.), Conversion of Existing Space to Music and/or Art Lab(s), Fire Alarm, HVAC Improvements, Music Room Renovation Project Number: P.002040	1,002,000	1,002,000	-	107,702	37	894,261
Chapel Trail Elementary School						
Music Instruments Project Number: 296185009	50,000	50,000	11,223	1,599	35,594	1,584
Building Envelope Improvements (Roof, Window, Ext Wall, etc.), Fire Alarm, HVAC Improvements Project Number: P.001732	42,000	42,000	6,402	1,196	1,855	32,547
Building Envelope Improvements (Roof, Window, Ext Wall, etc.), Fire Alarm, HVAC Improvements Project Number: P.001732	1,646,000	1,646,000	250,890	46,858	72,697	1,275,555

* Project expenditures include, but are not limited to, construction costs, design costs, permitting costs, advertising costs during the planning and procurement phase, equipment, work orders, and Program Management fees.

This is a budget and expenditure activity report, and is not a construction status report.
The accompanying introduction and notes are an integral part of this report.



SMART Program Budget Activity Report

Financially Active Projects Detail Schedule

for Quarter Ended March 31, 2018



GOB Referendum Approved by Voters on 11/4/2014 - 40 Months Since Approval

School/ Project	Original Budget	Current Budget	Prior Year Expenditures	Commitments	Current Year Expenditures	Balance
Chapel Trail Elementary School						
School Choice Enhancement Project Number: P.001853	100,000	100,000	45,832	53,975	-	193
Coconut Creek Elementary School						
Music Instruments Project Number: 142185009	50,000	50,000	-	2,828	47,119	53
Building Envelope Improvements (Roof, Window, Ext Wall, etc.), Fire Alarm, Fire Sprinklers, Media Center improvements, Replace existing classroom unit ventilators (approximately 43 classrooms) with new unit ventilators, duct and diffusers, Project Number: P.001413	993,000	993,000	72,120	764,084	10,299	146,497
Building Envelope Improvements (Roof, Window, Ext Wall, etc.), Fire Alarm, Fire Sprinklers, Media Center improvements, Replace existing classroom unit ventilators (approximately 43 classrooms) with new unit ventilators, duct and diffusers, Project Number: P.001413	1,329,000	1,846,143	134,082	1,420,555	19,148	272,358
Building Envelope Improvements (Roof, Window, Ext Wall, etc.), Fire Alarm, Fire Sprinklers, Media Center improvements, Replace existing classroom unit ventilators (approximately 43 classrooms) with new unit ventilators, duct and diffusers, Project Number: P.001413	2,205,618	2,205,618	160,190	1,697,160	22,876	325,392
School Choice Enhancement Project Number: P.001720	100,000	100,000	-	62,983	32,959	4,058

* Project expenditures include, but are not limited to, construction costs, design costs, permitting costs, advertising costs during the planning and procurement phase, equipment, work orders, and Program Management fees.

This is a budget and expenditure activity report, and is not a construction status report.
The accompanying introduction and notes are an integral part of this report.



SMART Program Budget Activity Report

Financially Active Projects Detail Schedule

for Quarter Ended March 31, 2018



GOB Referendum Approved by Voters on 11/4/2014 - 40 Months Since Approval

School/ Project	Original Budget	Current Budget	Prior Year Expenditures	Commitments	Current Year Expenditures	Balance
Coconut Creek High School						
Auditorium Accessibility, Building Envelope Improvements (Roof, Window, Ext Wall, etc.), Fire Alarm, HVAC Improvements, Media Center improvements, Safety / Security Upgrade, Single Point of Entry, STEM Lab improvements Project Number: P.001753	2,825,000	2,825,000	88,023	121,678	60,920	2,554,379
Auditorium Accessibility, Building Envelope Improvements (Roof, Window, Ext Wall, etc.), Fire Alarm, HVAC Improvements, Media Center improvements, Safety / Security Upgrade, Single Point of Entry, STEM Lab improvements Project Number: P.001753	1,767,000	1,767,000	55,056	76,108	38,105	1,597,731
Auditorium Accessibility, Building Envelope Improvements (Roof, Window, Ext Wall, etc.), Fire Alarm, HVAC Improvements, Media Center improvements, Safety / Security Upgrade, Single Point of Entry, STEM Lab improvements Project Number: P.001753	250,000	250,000	7,790	10,768	5,391	226,051
Coconut Palm Elementary School						
Music Instruments Project Number: 374185009	50,000	50,000	19,299	-	30,616	85
School Choice Enhancement Project Number: P.001812	100,000	100,000	47,495	51,575	-	930
Building Envelope Improvements (Roof, Window, Ext Wall, etc.), Fire Alarm, HVAC Improvements Project Number: p.002088	131,000	131,000	-	99,196	-	31,804

* Project expenditures include, but are not limited to, construction costs, design costs, permitting costs, advertising costs during the planning and procurement phase, equipment, work orders, and Program Management fees.

This is a budget and expenditure activity report, and is not a construction status report. The accompanying introduction and notes are an integral part of this report.



SMART Program Budget Activity Report

Financially Active Projects Detail Schedule

for Quarter Ended March 31, 2018



GOB Referendum Approved by Voters on 11/4/2014 - 40 Months Since Approval

School/ Project	Original Budget	Current Budget	Prior Year Expenditures	Commitments	Current Year Expenditures	Balance
Coconut Palm Elementary School						
Building Envelope Improvements (Roof, Window, Ext Wall, etc.), Fire Alarm, HVAC Improvements Project Number: p.002088	42,000	42,000	-	31,803	-	10,197
Colbert Elementary School						
Building Envelope Improvements (Roof, Window, Ext Wall, etc.), HVAC Improvements, Safety / Security Upgrade Project Number: P.001937	691,000	691,000	3,881	19,016	44,342	623,761
Building Envelope Improvements (Roof, Window, Ext Wall, etc.), HVAC Improvements, Safety / Security Upgrade Project Number: P.001937	65,000	65,000	365	1,789	4,171	58,675
Project Number: P.002035	100,000	100,000	-	65,332	29,859	4,809
Collins Elementary School						
Building Envelope Improvements (Roof, Window, Ext Wall, etc.), Electrical Improvements, Fire Alarm, Fire Sprinklers, HVAC Improvements, Media Center improvements, Restroom Renovations, Safety / Security Upgrade Project Number: P.001659	119,000	119,000	-	6,278	2,689	110,033

* Project expenditures include, but are not limited to, construction costs, design costs, permitting costs, advertising costs during the planning and procurement phase, equipment, work orders, and Program Management fees.

This is a budget and expenditure activity report, and is not a construction status report.
The accompanying introduction and notes are an integral part of this report.



SMART Program Budget Activity Report

Financially Active Projects Detail Schedule

for Quarter Ended March 31, 2018



GOB Referendum Approved by Voters on 11/4/2014 - 40 Months Since Approval

School/ Project	Original Budget	Current Budget	Prior Year Expenditures	Commitments	Current Year Expenditures	Balance
Collins Elementary School						
Building Envelope Improvements (Roof, Window, Ext Wall, etc.), Electrical Improvements, Fire Alarm, Fire Sprinklers, HVAC Improvements, Media Center improvements, Restroom Renovations, Safety / Security Upgrade Project Number: P.001659	446,000	446,000	-	23,529	10,077	412,394
Building Envelope Improvements (Roof, Window, Ext Wall, etc.), Electrical Improvements, Fire Alarm, Fire Sprinklers, HVAC Improvements, Media Center improvements, Restroom Renovations, Safety / Security Upgrade Project Number: P.001659	1,309,000	1,309,000	-	69,055	29,576	1,210,369
Cooper City Elementary School						
Music Instruments Project Number: 121185009	50,000	50,000	4,008	21,984	19,702	4,306
Coral Cove Elementary School						
Music Instruments Project Number: 201185009	50,000	50,000	8,223	7,876	27,444	6,457
HVAC Improvements Project Number: p.002122	148,000	148,000	-	22,796	-	125,204
Coral Glades High School						
Building Envelope Improvements (Roof, Window, Ext Wall, etc.), Fire Alarm, HVAC Improvements Project Number: p.002080	4,543	4,543	-	4,543	-	-

* Project expenditures include, but are not limited to, construction costs, design costs, permitting costs, advertising costs during the planning and procurement phase, equipment, work orders, and Program Management fees.

This is a budget and expenditure activity report, and is not a construction status report. The accompanying introduction and notes are an integral part of this report.



SMART Program Budget Activity Report

Financially Active Projects Detail Schedule

for Quarter Ended March 31, 2018



GOB Referendum Approved by Voters on 11/4/2014 - 40 Months Since Approval

School/ Project	Original Budget	Current Budget	Prior Year Expenditures	Commitments	Current Year Expenditures	Balance
Coral Glades High School						
Building Envelope Improvements (Roof, Window, Ext Wall, etc.), Fire Alarm, HVAC Improvements Project Number: p.002080	210,457	210,457	-	210,457	-	-
Coral Park Elementary School						
School Choice Enhancement Project Number: P.001764	100,000	100,000	9,895	89,968	-	137
Building Envelope Improvements (Roof, Window, Ext Wall, etc.), Health & Safety/Fire Sprinkler Protection Exterior- Replace existing Project Number: P.002045	1,415,000	1,415,000	5,230	168,352	43	1,241,375
Building Envelope Improvements (Roof, Window, Ext Wall, etc.), Health & Safety/Fire Sprinkler Protection Exterior- Replace existing Project Number: P.002045	266,000	266,000	983	31,648	8	233,361
Coral Springs Pre-K - 8						
Building Envelope Improvements (Roof, Window, Ext Wall, etc.), HVAC Improvements, Media Center improvements Project Number: P.001982	125,000	125,000	125,000	-	-	-
Coral Springs High School						
Music Instruments Project Number: 115185009	165,000	165,000	-	8,210	156,683	107

* Project expenditures include, but are not limited to, construction costs, design costs, permitting costs, advertising costs during the planning and procurement phase, equipment, work orders, and Program Management fees.

This is a budget and expenditure activity report, and is not a construction status report. The accompanying introduction and notes are an integral part of this report.



SMART Program Budget Activity Report

Financially Active Projects Detail Schedule

for Quarter Ended March 31, 2018



GOB Referendum Approved by Voters on 11/4/2014 - 40 Months Since Approval

School/ Project	Original Budget	Current Budget	Prior Year Expenditures	Commitments	Current Year Expenditures	Balance
Coral Springs High School						
Building Envelope Improvements (Roof, Window, Ext Wall, etc.), Electrical Improvements, Fire Sprinklers, HVAC Improvements, Media Center improvements, Single Point of Entry, STEM Lab improvements Project Number: P.001765	547,000	547,000	15,470	9,007	27,053	495,470
Building Envelope Improvements (Roof, Window, Ext Wall, etc.), Electrical Improvements, Fire Sprinklers, HVAC Improvements, Media Center improvements, Single Point of Entry, STEM Lab improvements Project Number: P.001765	10,624,000	10,624,000	300,468	174,948	525,440	9,623,144
Coral Springs Middle School						
Building Envelope Improvements (Roof, Window, Ext Wall, etc.), HVAC Improvements, Media Center improvements Project Number: P.001979	7,493,000	7,493,000	1,089	770,779	212,783	6,508,349
Country Isles Elementary School						
Fire Alarm, HVAC Improvements, Media Center improvements Project Number: P.002002	294,000	294,000	1,651	40,833	1,870	249,646
Fire Alarm, HVAC Improvements, Media Center improvements Project Number: P.002002	264,000	264,000	1,482	36,666	1,680	224,172
Croissant Park Elementary School						
Building Envelope Improvements (Roof, Window, Ext Wall, etc.), Fire Alarm, Fire Sprinklers, HVAC Improvements Project Number: p.002086	235,192	235,192	-	235,192	-	-

* Project expenditures include, but are not limited to, construction costs, design costs, permitting costs, advertising costs during the planning and procurement phase, equipment, work orders, and Program Management fees.

This is a budget and expenditure activity report, and is not a construction status report. The accompanying introduction and notes are an integral part of this report.



SMART Program Budget Activity Report

Financially Active Projects Detail Schedule

for Quarter Ended March 31, 2018



GOB Referendum Approved by Voters on 11/4/2014 - 40 Months Since Approval

School/ Project	Original Budget	Current Budget	Prior Year Expenditures	Commitments	Current Year Expenditures	Balance
Croissant Park Elementary School						
Building Envelope Improvements (Roof, Window, Ext Wall, etc.), Fire Alarm, Fire Sprinklers, HVAC Improvements Project Number: p.002086	101,808	101,808	-	101,808	-	-
Cross Creek School						
Single Point of Entry Project Number: P.001825	270,000	270,000	20,938	35,977	176,817	36,268
Crystal Lake Middle School						
ADA Renovate Restroom, Building Envelope Improvements (Roof, Window, Ext Wall, etc.), Conversion of Existing Space to Music and/or Art Lab(s), HVAC Improvements, Install Fire Alarm, Media Center improvements Project Number: P.000816	442,524	472,524	17,066	-	2,949	452,509
Cypress Bay High School						
Building Envelope Improvements (Roof, Window, Ext Wall, etc.), CR Addition to allow for removal of portable buildings, HVAC Improvements, Safety / Security Upgrade Project Number: P.001774	107,000	107,000	2,624	11,508	3,396	89,472
Building Envelope Improvements (Roof, Window, Ext Wall, etc.), CR Addition to allow for removal of portable buildings, HVAC Improvements, Safety / Security Upgrade Project Number: P.001774	13,632,000	13,632,000	334,323	1,466,181	432,604	11,398,892
Single Point of Entry Project Number: P.001914	270,000	270,000	14,104	9,420	4,423	242,053

* Project expenditures include, but are not limited to, construction costs, design costs, permitting costs, advertising costs during the planning and procurement phase, equipment, work orders, and Program Management fees.

This is a budget and expenditure activity report, and is not a construction status report. The accompanying introduction and notes are an integral part of this report.



SMART Program Budget Activity Report

Financially Active Projects Detail Schedule

for Quarter Ended March 31, 2018



GOB Referendum Approved by Voters on 11/4/2014 - 40 Months Since Approval

School/ Project	Original Budget	Current Budget	Prior Year Expenditures	Commitments	Current Year Expenditures	Balance
Cypress Bay High School						
Track Resurfacing Project Number: P.002054	300,000	345,000	-	-	97,075	247,925
Cypress Elementary School						
Music Instruments Project Number: 178185009	50,000	50,000	26,207	8,881	14,619	293
Building Envelope Improvements (Roof, Window, Ext Wall, etc.), Fire Sprinklers, Media Center improvements, Replace existing classroom unit ventilators (approximately 42) with new unit ventilators, duct and diffusers, etc., Safety / Security Upgrade Project Number: P.001412	2,562,167	3,015,064	125,800	2,349,470	11,185	528,609
Building Envelope Improvements (Roof, Window, Ext Wall, etc.), Fire Sprinklers, Media Center improvements, Replace existing classroom unit ventilators (approximately 42) with new unit ventilators, duct and diffusers, etc., Safety / Security Upgrade Project Number: P.001412	737,000	737,000	30,751	574,303	2,734	129,212
School Choice Enhancement Project Number: P.001762	100,000	100,000	80,488	19,512	-	-
Cypress Run Education Center						
Single Point of Entry Project Number: P.001874	90,000	90,000	505	3,275	6,319	79,901
HVAC Improvements Project Number: p.002120	77,000	77,000	-	20,418	-	56,582
Dandy, William Middle School						
Single Point of Entry Project Number: P.001882	233,000	233,000	12,575	186,290	7,309	26,826

* Project expenditures include, but are not limited to, construction costs, design costs, permitting costs, advertising costs during the planning and procurement phase, equipment, work orders, and Program Management fees.

This is a budget and expenditure activity report, and is not a construction status report. The accompanying introduction and notes are an integral part of this report.



SMART Program Budget Activity Report

Financially Active Projects Detail Schedule

for Quarter Ended March 31, 2018



GOB Referendum Approved by Voters on 11/4/2014 - 40 Months Since Approval

School/ Project	Original Budget	Current Budget	Prior Year Expenditures	Commitments	Current Year Expenditures	Balance
Dandy, William Middle School						
Building Envelope Improvements (Roof, Window, Ext Wall, etc.), Fire Alarm, Fire Sprinklers, HVAC Improvements, Replacement of building 18, Safety / Security Upgrade Project Number: P.001900	561,000	561,000	3,164	27,700	22,332	507,804
Building Envelope Improvements (Roof, Window, Ext Wall, etc.), Fire Alarm, Fire Sprinklers, HVAC Improvements, Replacement of building 18, Safety / Security Upgrade Project Number: P.001900	2,634,000	2,634,000	14,857	130,055	104,852	2,384,236
Dave Thomas Education Center						
Building Envelope Improvements (Roof, Window, Ext Wall, etc.), HVAC Improvements Project Number: P.001972	758,000	758,000	4,284	54,966	28,050	670,700
School Choice Enhancement Project Number: P.002012	100,000	100,000	-	14,164	85,835	1
Dave Thomas Education Center-West						
Single Point of Entry Project Number: P.001876	90,000	90,000	5,045	71,030	1,265	12,660
Davie Elementary School						
Building Envelope Improvements (Roof, Window, Ext Wall, etc.), Fire Sprinklers, HVAC Improvements, Media Center improvements, Safety / Security Upgrade Project Number: P.001899	2,118,000	2,118,000	7,547	162,139	48,705	1,899,609

* Project expenditures include, but are not limited to, construction costs, design costs, permitting costs, advertising costs during the planning and procurement phase, equipment, work orders, and Program Management fees.

This is a budget and expenditure activity report, and is not a construction status report. The accompanying introduction and notes are an integral part of this report.



SMART Program Budget Activity Report

Financially Active Projects Detail Schedule

for Quarter Ended March 31, 2018



GOB Referendum Approved by Voters on 11/4/2014 - 40 Months Since Approval

School/ Project	Original Budget	Current Budget	Prior Year Expenditures	Commitments	Current Year Expenditures	Balance
Davie Elementary School						
Building Envelope Improvements (Roof, Window, Ext Wall, etc.), Fire Sprinklers, HVAC Improvements, Media Center improvements, Safety / Security Upgrade Project Number: P.001899	758,000	758,000	2,701	58,027	17,431	679,841
Deerfield Beach Elementary School						
Building Envelope Improvements (Roof, Window, Ext Wall, etc.), Fire Alarm, Fire Sprinklers, HVAC Improvements, Media Center improvements, Renovations to Building 1 (Historic) Project Number: P.001820	4,138,000	4,138,000	23,326	202,944	155,877	3,755,853
Building Envelope Improvements (Roof, Window, Ext Wall, etc.), Fire Alarm, Fire Sprinklers, HVAC Improvements, Media Center improvements, Renovations to Building 1 (Historic) Project Number: P.001820	1,019,000	1,019,000	5,744	49,976	38,386	924,894
School Choice Enhancement Project Number: P.001960	100,000	100,000	-	34,959	-	65,041
Deerfield Beach High School						
Fire Sprinklers, Roof Repairs and HVAC Project Number: P.001694	22,000	22,000	1,839	322	281	19,558
Fire Sprinklers, Roof Repairs and HVAC Project Number: P.001694	8,752,000	8,752,000	731,393	127,926	111,774	7,780,907
Single Point of Entry Project Number: P.002030	540,000	540,000	3,032	12,324	23,814	500,830

* Project expenditures include, but are not limited to, construction costs, design costs, permitting costs, advertising costs during the planning and procurement phase, equipment, work orders, and Program Management fees.

This is a budget and expenditure activity report, and is not a construction status report. The accompanying introduction and notes are an integral part of this report.



SMART Program Budget Activity Report

Financially Active Projects Detail Schedule

for Quarter Ended March 31, 2018



GOB Referendum Approved by Voters on 11/4/2014 - 40 Months Since Approval

School/ Project	Original Budget	Current Budget	Prior Year Expenditures	Commitments	Current Year Expenditures	Balance
Deerfield Beach Middle School						
Single Point of Entry Project Number: P.001873	465,000	465,000	9,811	2,684	52,228	400,277
Deerfield Park Elementary School						
Music Instruments Project Number: 039185009	50,000	50,000	-	683	45,951	3,366
Single Point of Entry Project Number: P.001878	195,000	195,000	41,249	33,486	97,443	22,822
Building Envelope Improvements (Roof, Window, Ext Wall, etc.), Fire Alarm, Fire Sprinklers, HVAC Improvements, PE/Athletic Improvements Project Number: P.002036	10,000	10,000	-	682	129	9,189
Building Envelope Improvements (Roof, Window, Ext Wall, etc.), Fire Alarm, Fire Sprinklers, HVAC Improvements, PE/Athletic Improvements Project Number: P.002036	4,129,000	4,129,000	-	281,734	53,296	3,793,970
Building Envelope Improvements (Roof, Window, Ext Wall, etc.), Fire Alarm, Fire Sprinklers, HVAC Improvements, PE/Athletic Improvements Project Number: P.002036	1,101,000	1,101,000	-	75,124	14,211	1,011,665
Dillard 6-12 School						
Building Envelope Improvements (Roof, Window, Ext Wall, etc.), Electrical Improvements, Fire Sprinklers, HVAC Improvements, Safety / Security Upgrade, Single Point of Entry Project Number: P.001726	3,245,000	3,245,000	177,163	64,700	119,158	2,883,979

* Project expenditures include, but are not limited to, construction costs, design costs, permitting costs, advertising costs during the planning and procurement phase, equipment, work orders, and Program Management fees.

This is a budget and expenditure activity report, and is not a construction status report.
The accompanying introduction and notes are an integral part of this report.



SMART Program Budget Activity Report

Financially Active Projects Detail Schedule

for Quarter Ended March 31, 2018



GOB Referendum Approved by Voters on 11/4/2014 - 40 Months Since Approval

School/ Project	Original Budget	Current Budget	Prior Year Expenditures	Commitments	Current Year Expenditures	Balance
Dillard 6-12 School						
Building Envelope Improvements (Roof, Window, Ext Wall, etc.), Electrical Improvements, Fire Sprinklers, HVAC Improvements, Safety / Security Upgrade, Single Point of Entry Project Number: P.001726	987,000	987,000	53,886	19,680	36,243	877,191
School Choice Enhancement Project Number: p.002078	100,000	100,000	-	10,868	63,844	25,288
Dillard Elementary School						
Music Instruments Project Number: 027185009	50,000	50,000	-	28,923	18,269	2,808
Building Envelope Improvements (Roof, Window, Ext Wall, etc.), HVAC Improvements Project Number: P.001915	1,677,000	1,677,000	865	162,700	115,465	1,397,970
Discovery Elementary School						
Music Instruments Project Number: 396285009	50,000	50,000	15,522	399	24,082	9,997
School Choice Enhancement Project Number: P.001769	100,000	100,000	32,847	15	33,806	33,332
District Wide (Applied Learning)						
Art Replacement Kilns Project Number: 973185006	313,600	313,600	48,671	65,469	34,737	164,723
Dolphin Bay Elementary School						
Music Instruments Project Number: 375185009	50,000	50,000	805	14,828	28,086	6,281
School Choice Enhancement Project Number: P.001958	100,000	100,000	14,644	30,692	48,281	6,383

* Project expenditures include, but are not limited to, construction costs, design costs, permitting costs, advertising costs during the planning and procurement phase, equipment, work orders, and Program Management fees.

This is a budget and expenditure activity report, and is not a construction status report. The accompanying introduction and notes are an integral part of this report.



SMART Program Budget Activity Report

Financially Active Projects Detail Schedule

for Quarter Ended March 31, 2018



GOB Referendum Approved by Voters on 11/4/2014 - 40 Months Since Approval

School/ Project	Original Budget	Current Budget	Prior Year Expenditures	Commitments	Current Year Expenditures	Balance
Drew, Charles Elementary School						
Building Envelope Improvements (Roof, Window, Ext Wall, etc.), Fire Alarm, Fire Sprinklers, HVAC Improvements Project Number: P.001818	2,030,000	2,030,000	66,624	85,708	54,227	1,823,441
Building Envelope Improvements (Roof, Window, Ext Wall, etc.), Fire Alarm, Fire Sprinklers, HVAC Improvements Project Number: P.001818	987,000	987,000	32,393	41,672	26,366	886,569
School Choice Enhancement Project Number: p.002124	100,000	100,000	-	32,942	60,983	6,075
Drew, Charles Family Resource Center						
Building Envelope Improvements (Roof, Window, Ext Wall, etc.), HVAC Improvements, Media Center improvements, Replacement of building 3, Replacement of building 5, Replacement of building 6 Project Number: P.001848	3,278,000	3,278,000	18,539	201,571	50,887	3,007,003
School Choice Enhancement Project Number: P.002029	100,000	100,000	-	1,098	97,856	1,046
Driftwood Elementary School						
Music Instruments Project Number: 072185009	50,000	50,000	8,663	10,848	30,174	315
Building Envelope Improvements (Roof, Window, Ext Wall, etc.), Fire Sprinklers, HVAC Improvements Project Number: p.002064	200,000	200,000	-	-	34	199,966

* Project expenditures include, but are not limited to, construction costs, design costs, permitting costs, advertising costs during the planning and procurement phase, equipment, work orders, and Program Management fees.

This is a budget and expenditure activity report, and is not a construction status report. The accompanying introduction and notes are an integral part of this report.



SMART Program Budget Activity Report

Financially Active Projects Detail Schedule

for Quarter Ended March 31, 2018



GOB Referendum Approved by Voters on 11/4/2014 - 40 Months Since Approval

School/ Project	Original Budget	Current Budget	Prior Year Expenditures	Commitments	Current Year Expenditures	Balance
Driftwood Elementary School						
Building Envelope Improvements (Roof, Window, Ext Wall, etc.), Fire Sprinklers, HVAC Improvements Project Number: p.002064	7,000	7,000	-	-	1	6,999
Driftwood Middle School						
Art Room Renovation and Equipment, Building Envelope Improvements (Roof, Window, Ext Wall, etc.), Conversion of Existing Space to Music and/or Art Lab(s), Electrical Improvements, Fire Sprinklers, HVAC Improvements, Media Center improvements, Safety / Sec Project Number: P.001837	67,000	67,000	376	1,757	2,945	61,922
Art Room Renovation and Equipment, Building Envelope Improvements (Roof, Window, Ext Wall, etc.), Conversion of Existing Space to Music and/or Art Lab(s), Electrical Improvements, Fire Sprinklers, HVAC Improvements, Media Center improvements, Safety / Sec Project Number: P.001837	369,000	369,000	2,072	9,676	16,223	341,029

* Project expenditures include, but are not limited to, construction costs, design costs, permitting costs, advertising costs during the planning and procurement phase, equipment, work orders, and Program Management fees.

This is a budget and expenditure activity report, and is not a construction status report. The accompanying introduction and notes are an integral part of this report.



SMART Program Budget Activity Report

Financially Active Projects Detail Schedule

for Quarter Ended March 31, 2018



GOB Referendum Approved by Voters on 11/4/2014 - 40 Months Since Approval

School/ Project	Original Budget	Current Budget	Prior Year Expenditures	Commitments	Current Year Expenditures	Balance
Driftwood Middle School						
Art Room Renovation and Equipment, Building Envelope Improvements (Roof, Window, Ext Wall, etc.), Conversion of Existing Space to Music and/or Art Lab(s), Electrical Improvements, Fire Sprinklers, HVAC Improvements, Media Center improvements, Safety / Sec Project Number: P.001837	5,108,000	5,108,000	28,683	133,935	224,563	4,720,819
Eagle Point Elementary School						
Music Instruments Project Number: 346185009	50,000	50,000	940	6,647	42,365	48
Art Room Renovation and Equipment, Building Envelope Improvements (Roof, Window, Ext Wall, etc.), Conversion of Existing Space to Music and/or Art Lab(s), Fire Alarm, HVAC Improvements, Music Room Renovation Project Number: P.001746	540,000	540,000	29,807	12,280	16,709	481,204
Art Room Renovation and Equipment, Building Envelope Improvements (Roof, Window, Ext Wall, etc.), Conversion of Existing Space to Music and/or Art Lab(s), Fire Alarm, HVAC Improvements, Music Room Renovation Project Number: P.001746	50,000	50,000	2,760	1,137	1,547	44,556

* Project expenditures include, but are not limited to, construction costs, design costs, permitting costs, advertising costs during the planning and procurement phase, equipment, work orders, and Program Management fees.

This is a budget and expenditure activity report, and is not a construction status report. The accompanying introduction and notes are an integral part of this report.



SMART Program Budget Activity Report

Financially Active Projects Detail Schedule

for Quarter Ended March 31, 2018



GOB Referendum Approved by Voters on 11/4/2014 - 40 Months Since Approval

School/ Project	Original Budget	Current Budget	Prior Year Expenditures	Commitments	Current Year Expenditures	Balance
Eagle Point Elementary School						
Art Room Renovation and Equipment, Building Envelope Improvements (Roof, Window, Ext Wall, etc.), Conversion of Existing Space to Music and/or Art Lab(s), Fire Alarm, HVAC Improvements, Music Room Renovation Project Number: P.001746	4,230,000	4,230,000	233,484	96,187	130,891	3,769,438
Eagle Ridge Elementary School						
Fire Alarm, HVAC Improvements Project Number: P.001722	294,000	430,313	59,377	4,485	6,235	360,216
Fire Alarm, HVAC Improvements Project Number: P.001722	1,965,000	2,876,070	396,857	29,976	41,672	2,407,565
Ely, Blanche High School						
ADA Stage Lift, Building Envelope Improvements (Roof, Window, Ext Wall, etc.), Fire Sprinklers, Gymnasium Accessibility, HVAC Improvements, IAQ & Fascia Replacement, Media Center improvements, Outdoor Dining Renovation, Single Point of Entry, STEM Lab imp Project Number: P.001646	692,000	692,000	44,985	25,550	22,823	598,642
ADA Stage Lift, Building Envelope Improvements (Roof, Window, Ext Wall, etc.), Fire Sprinklers, Gymnasium Accessibility, HVAC Improvements, IAQ & Fascia Replacement, Media Center improvements, Outdoor Dining Renovation, Single Point of Entry, STEM Lab imp Project Number: P.001646	11,890,886	11,890,886	773,003	439,032	392,169	10,286,682

* Project expenditures include, but are not limited to, construction costs, design costs, permitting costs, advertising costs during the planning and procurement phase, equipment, work orders, and Program Management fees.

This is a budget and expenditure activity report, and is not a construction status report. The accompanying introduction and notes are an integral part of this report.



SMART Program Budget Activity Report

Financially Active Projects Detail Schedule

for Quarter Ended March 31, 2018



GOB Referendum Approved by Voters on 11/4/2014 - 40 Months Since Approval

School/ Project	Original Budget	Current Budget	Prior Year Expenditures	Commitments	Current Year Expenditures	Balance
Ely, Blanche High School						
ADA Stage Lift, Building Envelope Improvements (Roof, Window, Ext Wall, etc.), Fire Sprinklers, Gymnasium Accessibility, HVAC Improvements, IAQ & Fascia Replacement, Media Center improvements, Outdoor Dining Renovation, Single Point of Entry, STEM Lab imp Project Number: P.001646	2,091,550	2,091,550	135,968	77,223	68,981	1,809,378
Embassy Creek Elementary School						
Art Room Renovation and Equipment, Building Envelope Improvements (Roof, Window, Ext Wall, etc.), Conversion of Existing Space to Music and/or Art Lab(s), Fire Alarm, HVAC Improvements, Music Room Renovation Project Number: P.001897	2,690,000	2,690,000	15,166	181,761	61,737	2,431,336
Art Room Renovation and Equipment, Building Envelope Improvements (Roof, Window, Ext Wall, etc.), Conversion of Existing Space to Music and/or Art Lab(s), Fire Alarm, HVAC Improvements, Music Room Renovation Project Number: P.001897	294,000	294,000	1,658	19,865	6,747	265,730

* Project expenditures include, but are not limited to, construction costs, design costs, permitting costs, advertising costs during the planning and procurement phase, equipment, work orders, and Program Management fees.

This is a budget and expenditure activity report, and is not a construction status report. The accompanying introduction and notes are an integral part of this report.



SMART Program Budget Activity Report

Financially Active Projects Detail Schedule

for Quarter Ended March 31, 2018



GOB Referendum Approved by Voters on 11/4/2014 - 40 Months Since Approval

School/ Project	Original Budget	Current Budget	Prior Year Expenditures	Commitments	Current Year Expenditures	Balance
Embassy Creek Elementary School						
Art Room Renovation and Equipment, Building Envelope Improvements (Roof, Window, Ext Wall, etc.), Conversion of Existing Space to Music and/or Art Lab(s), Fire Alarm, HVAC Improvements, Music Room Renovation Project Number: P.001897	540,000	540,000	3,044	36,487	12,393	488,076
School Choice Enhancement Project Number: P.001994	100,000	100,000	-	1,433	95,678	2,889
Endeavour Primary Learning Center						
Single Point of Entry Project Number: P.001855	195,000	195,000	10,268	34,527	1,468	148,737
Everglades Elementary School						
Building Envelope Improvements (Roof, Window, Ext Wall, etc.), HVAC Improvements Project Number: P.001948	1,212,000	1,212,000	29,692	38,059	89,905	1,054,344
School Choice Enhancement Project Number: P.001976	100,000	100,000	-	41,159	45,005	13,836
Everglades High School						
HVAC Improvements Project Number: P.001985	3,669,000	3,669,000	20,604	203,596	122,382	3,322,418
School Choice Enhancement Project Number: p.002139	100,000	100,000	-	-	99,983	17
Fairway Elementary School						
Music Instruments Project Number: 164185009	50,000	50,000	14,649	126	34,794	431

* Project expenditures include, but are not limited to, construction costs, design costs, permitting costs, advertising costs during the planning and procurement phase, equipment, work orders, and Program Management fees.

This is a budget and expenditure activity report, and is not a construction status report. The accompanying introduction and notes are an integral part of this report.



SMART Program Budget Activity Report

Financially Active Projects Detail Schedule

for Quarter Ended March 31, 2018



GOB Referendum Approved by Voters on 11/4/2014 - 40 Months Since Approval

School/ Project	Original Budget	Current Budget	Prior Year Expenditures	Commitments	Current Year Expenditures	Balance
Fairway Elementary School						
Building Envelope Improvements (Roof, Window, Ext Wall, etc.), Electrical Improvements, Fire Alarm, HVAC Improvements, Media Center improvements, Safety / Security Upgrade Project Number: P.001785	3,516,000	3,516,000	103,306	82,588	168,636	3,161,470
Building Envelope Improvements (Roof, Window, Ext Wall, etc.), Electrical Improvements, Fire Alarm, HVAC Improvements, Media Center improvements, Safety / Security Upgrade Project Number: P.001785	487,000	487,000	14,309	11,439	23,358	437,894
School Choice Enhancement Project Number: P.001810	100,000	100,000	37,112	22,267	35,791	4,830
Falcon Cove Middle School						
Music Instruments Project Number: 362285009	100,000	100,000	98,800	-	1,198	2
Building Envelope Improvements (Roof, Window, Ext Wall, etc.), CR Addition to allow for removal of portable buildings, HVAC Improvements Project Number: P.001902	10,741,000	10,741,000	60,940	726,735	172,295	9,781,030
Flanagan, Charles W. High School						
Music Instruments Project Number: 339185009	300,000	300,000	265,530	-	33,804	666
Building Envelope Improvements (Roof, Window, Ext Wall, etc.), CR Addition to allow for removal of portable buildings, HVAC Improvements Project Number: P.001847	8,533,000	8,533,000	48,137	253,248	464,003	7,767,612

* Project expenditures include, but are not limited to, construction costs, design costs, permitting costs, advertising costs during the planning and procurement phase, equipment, work orders, and Program Management fees.

This is a budget and expenditure activity report, and is not a construction status report. The accompanying introduction and notes are an integral part of this report.



SMART Program Budget Activity Report

Financially Active Projects Detail Schedule

for Quarter Ended March 31, 2018



GOB Referendum Approved by Voters on 11/4/2014 - 40 Months Since Approval

School/ Project	Original Budget	Current Budget	Prior Year Expenditures	Commitments	Current Year Expenditures	Balance
Floranada Elementary School						
Music Instruments Project Number: 085185009	50,000	50,000	19,201	187	26,200	4,412
School Choice Enhancement Project Number: P.001697	100,000	100,000	-	-	89,683	10,317
Building Envelope Improvements (Roof, Window, Ext Wall, etc.), HVAC Improvements Project Number: P.002001	776,000	776,000	325	100,000	67	675,608
Forest Glen Middle School						
Single Point of Entry Project Number: P.001831	233,000	411,186	21,042	315,828	21,380	52,936
Building Envelope Improvements (Roof, Window, Ext Wall, etc.), Fire Sprinklers, HVAC Improvements Project Number: P.001865	16,000	16,000	91	501	1,016	14,392
Building Envelope Improvements (Roof, Window, Ext Wall, etc.), Fire Sprinklers, HVAC Improvements Project Number: P.001865	5,173,000	5,173,000	29,300	161,992	328,376	4,653,332
School Choice Enhancement Project Number: p.002103	100,000	100,000	-	48,169	5,600	46,231
Forest Hills Elementary School						
Fire Alarm Project Number: P.001678	293,000	293,000	40,082	252,140	-	778
School Choice Enhancement Project Number: P.001787	100,000	100,000	71,380	27,900	-	720
Building Envelope Improvements (Roof, Window, Ext Wall, etc.), Fire Sprinklers, Media Center improvements Project Number: P.001926	81,000	81,000	12,185	3,032	3,743	62,040

* Project expenditures include, but are not limited to, construction costs, design costs, permitting costs, advertising costs during the planning and procurement phase, equipment, work orders, and Program Management fees.

This is a budget and expenditure activity report, and is not a construction status report.
The accompanying introduction and notes are an integral part of this report.



SMART Program Budget Activity Report

Financially Active Projects Detail Schedule

for Quarter Ended March 31, 2018



GOB Referendum Approved by Voters on 11/4/2014 - 40 Months Since Approval

School/ Project	Original Budget	Current Budget	Prior Year Expenditures	Commitments	Current Year Expenditures	Balance
Forest Hills Elementary School						
Building Envelope Improvements (Roof, Window, Ext Wall, etc.), Fire Sprinklers, Media Center improvements Project Number: P.001926	1,255,000	1,255,000	188,797	46,976	57,987	961,240
Fort Lauderdale High School						
Music Instruments Project Number: 095185009	300,000	300,000	296,604	669	2,721	6
Building Envelope Improvements (Roof, Window, Ext Wall, etc.), Electrical Improvements, HVAC Improvements Project Number: P.001839	2,409,000	2,409,000	13,720	103,270	103,765	2,188,245
Project Number: P.002022	121,000	121,000	-	115,998	-	5,002
School Choice Enhancement Project Number: p.002102	100,000	100,000	-	77,838	-	22,162
Fox Trail Elementary School						
Art Room Renovation and Equipment, Building Envelope Improvements (Roof, Window, Ext Wall, etc.), Conversion of Existing Space to Music and/or Art Lab(s), HVAC Improvements, Music Room Renovation Project Number: P.001973	230,000	230,000	1,299	20,558	7,386	200,757
Art Room Renovation and Equipment, Building Envelope Improvements (Roof, Window, Ext Wall, etc.), Conversion of Existing Space to Music and/or Art Lab(s), HVAC Improvements, Music Room Renovation Project Number: P.001973	540,000	540,000	3,050	48,267	17,340	471,343

* Project expenditures include, but are not limited to, construction costs, design costs, permitting costs, advertising costs during the planning and procurement phase, equipment, work orders, and Program Management fees.

This is a budget and expenditure activity report, and is not a construction status report. The accompanying introduction and notes are an integral part of this report.



SMART Program Budget Activity Report

Financially Active Projects Detail Schedule

for Quarter Ended March 31, 2018



GOB Referendum Approved by Voters on 11/4/2014 - 40 Months Since Approval

School/ Project	Original Budget	Current Budget	Prior Year Expenditures	Commitments	Current Year Expenditures	Balance
Gator Run Elementary School						
Art Room Renovation and Equipment, Building Envelope Improvements (Roof, Window, Ext Wall, etc.), Conversion of Existing Space to Music and/or Art Lab(s), HVAC Improvements, Music Room Renovation Project Number: P.001863	540,000	540,000	3,057	21,445	30,757	484,741
Art Room Renovation and Equipment, Building Envelope Improvements (Roof, Window, Ext Wall, etc.), Conversion of Existing Space to Music and/or Art Lab(s), HVAC Improvements, Music Room Renovation Project Number: P.001863	2,031,000	2,031,000	11,495	80,661	115,681	1,823,163
School Choice Enhancement Project Number: P.002008	100,000	100,000	-	43,800	56,138	62
Glades Middle School						
Music Instruments Project Number: 202185009	100,000	100,000	67,531	936	31,528	5
Building Envelope Improvements (Roof, Window, Ext Wall, etc.), HVAC Improvements Project Number: P.001968	386,000	386,000	2,194	40,513	10,982	332,311
Griffin Elementary School						
Building Envelope Improvements (Roof, Window, Ext Wall, etc.), Fire Alarm, HVAC Improvements, Media Center improvements, PE/Athletic Improvements, Safety / Security Upgrade Project Number: P.001745	1,856,000	1,856,000	154,693	35,090	17,915	1,648,302

* Project expenditures include, but are not limited to, construction costs, design costs, permitting costs, advertising costs during the planning and procurement phase, equipment, work orders, and Program Management fees.

This is a budget and expenditure activity report, and is not a construction status report. The accompanying introduction and notes are an integral part of this report.



SMART Program Budget Activity Report

Financially Active Projects Detail Schedule

for Quarter Ended March 31, 2018



GOB Referendum Approved by Voters on 11/4/2014 - 40 Months Since Approval

School/ Project	Original Budget	Current Budget	Prior Year Expenditures	Commitments	Current Year Expenditures	Balance
Griffin Elementary School						
Building Envelope Improvements (Roof, Window, Ext Wall, etc.), Fire Alarm, HVAC Improvements, Media Center improvements, PE/Athletic Improvements, Safety / Security Upgrade Project Number: P.001745	10,000	10,000	833	189	97	8,881
Building Envelope Improvements (Roof, Window, Ext Wall, etc.), Fire Alarm, HVAC Improvements, Media Center improvements, PE/Athletic Improvements, Safety / Security Upgrade Project Number: P.001745	392,000	392,000	32,672	7,411	3,784	348,133
School Choice Enhancement Project Number: P.001777	100,000	100,000	27,646	69,856	-	2,498
Gulfstream Academy of Hallandale Beach K-8(Hallandale Adult & Community Center)						
Building Envelope Improvements (Roof, Window, Ext Wall, etc.), Electrical Improvements, Fire Sprinklers, HVAC Improvements, Media Center improvements, Replacement of building 1, Replacement of building 12, Replacement of building 7, Replacement of building Project Number: P.001822	4,338,700	4,338,700	-	144,992	211,832	3,981,876

* Project expenditures include, but are not limited to, construction costs, design costs, permitting costs, advertising costs during the planning and procurement phase, equipment, work orders, and Program Management fees.

This is a budget and expenditure activity report, and is not a construction status report. The accompanying introduction and notes are an integral part of this report.



SMART Program Budget Activity Report

Financially Active Projects Detail Schedule

for Quarter Ended March 31, 2018



GOB Referendum Approved by Voters on 11/4/2014 - 40 Months Since Approval

School/ Project	Original Budget	Current Budget	Prior Year Expenditures	Commitments	Current Year Expenditures	Balance
Gulfstream Academy of Hallandale Beach K-8(Hallandale Adult & Community Center)						
Building Envelope Improvements (Roof, Window, Ext Wall, etc.), Electrical Improvements, Fire Sprinklers, HVAC Improvements, Media Center improvements, Replacement of building 1, Replacement of building 12, Replacement of building 7, Replacement of buildin Project Number: P.001822	823,000	823,000	-	27,503	40,182	755,315
Gulfstream Early Learning Center of Excellence						
Building Envelope Improvements (Roof, Window, Ext Wall, etc.), Fire Alarm, HVAC Improvements, Replacement of building 4, Single Point of Entry Project Number: p.002055	2,965,000	2,965,000	-	214,700	37	2,750,263
Building Envelope Improvements (Roof, Window, Ext Wall, etc.), Fire Alarm, HVAC Improvements, Replacement of building 4, Single Point of Entry Project Number: p.002055	487,000	487,000	-	35,264	6	451,730
Building Envelope Improvements (Roof, Window, Ext Wall, etc.), Fire Alarm, HVAC Improvements, Replacement of building 4, Single Point of Entry Project Number: p.002055	691,000	691,000	-	50,036	8	640,956
Hallandale High School						
Music Instruments Project Number: 040385009	300,000	300,000	-	8,842	291,121	37

* Project expenditures include, but are not limited to, construction costs, design costs, permitting costs, advertising costs during the planning and procurement phase, equipment, work orders, and Program Management fees.

This is a budget and expenditure activity report, and is not a construction status report.
The accompanying introduction and notes are an integral part of this report.



SMART Program Budget Activity Report

Financially Active Projects Detail Schedule

for Quarter Ended March 31, 2018



GOB Referendum Approved by Voters on 11/4/2014 - 40 Months Since Approval

School/ Project	Original Budget	Current Budget	Prior Year Expenditures	Commitments	Current Year Expenditures	Balance
Harbordale Elementary School						
Music Instruments Project Number: 049185009	50,000	50,000	19,720	6,620	19,938	3,722
Building Envelope Improvements (Roof, Window, Ext Wall, etc.), HVAC Improvements Project Number: p.002068	125,500	125,500	-	125,500	-	-
Hawkes Bluff Elementary School						
Building Envelope Improvements (Roof, Window, Ext Wall, etc.), HVAC Improvements Project Number: P.001784	2,903,000	2,903,000	96,591	60,650	130,096	2,615,663
School Choice Enhancement Project Number: P.001843	100,000	100,000	3,568	43,937	50,394	2,101
Henry D. Perry Education Center						
Music Instruments Project Number: 163185009	100,000	100,000	-	-	50,000	50,000
Building Envelope Improvements (Roof, Window, Ext Wall, etc.), Fire Alarm, Fire Sprinklers, HVAC Improvements Project Number: P.001986	476,000	476,000	-	31,729	6,804	437,467
Building Envelope Improvements (Roof, Window, Ext Wall, etc.), Fire Alarm, Fire Sprinklers, HVAC Improvements Project Number: P.001986	5,331,000	5,331,000	-	355,347	76,203	4,899,450
Heron Heights Elementary School						
Music Instruments Project Number: 396185009	50,000	50,000	-	39,184	285	10,531

* Project expenditures include, but are not limited to, construction costs, design costs, permitting costs, advertising costs during the planning and procurement phase, equipment, work orders, and Program Management fees.

This is a budget and expenditure activity report, and is not a construction status report.
The accompanying introduction and notes are an integral part of this report.



SMART Program Budget Activity Report

Financially Active Projects Detail Schedule

for Quarter Ended March 31, 2018



GOB Referendum Approved by Voters on 11/4/2014 - 40 Months Since Approval

School/ Project	Original Budget	Current Budget	Prior Year Expenditures	Commitments	Current Year Expenditures	Balance
Hollywood Central Elementary School						
Building Envelope Improvements (Roof, Window, Ext Wall, etc.), Electrical Improvements, HVAC Improvements, Safety / Security Upgrade Project Number: P.001983	99,000	99,000	-	4,405	2,420	92,175
Building Envelope Improvements (Roof, Window, Ext Wall, etc.), Electrical Improvements, HVAC Improvements, Safety / Security Upgrade Project Number: P.001983	4,718,000	4,718,000	-	209,929	115,329	4,392,742
Hollywood Hills Elementary School						
Building Envelope Improvements (Roof, Window, Ext Wall, etc.), Electrical Improvements, Fire Sprinklers, HVAC Improvements, Safety / Security Upgrade Project Number: p.001845	35,997	35,997	-	33,911	-	2,086
Building Envelope Improvements (Roof, Window, Ext Wall, etc.), Electrical Improvements, Fire Sprinklers, HVAC Improvements, Safety / Security Upgrade Project Number: p.001845	240,003	240,003	16,000	217,359	-	6,644
Single Point of Entry Project Number: p.001870	195,000	195,000	12,135	56,627	90,346	35,892
Hollywood Hills High School						
Music Instruments Project Number: 166185009	300,000	300,000	263,224	21,546	10,855	4,375

* Project expenditures include, but are not limited to, construction costs, design costs, permitting costs, advertising costs during the planning and procurement phase, equipment, work orders, and Program Management fees.

This is a budget and expenditure activity report, and is not a construction status report. The accompanying introduction and notes are an integral part of this report.



SMART Program Budget Activity Report

Financially Active Projects Detail Schedule

for Quarter Ended March 31, 2018



GOB Referendum Approved by Voters on 11/4/2014 - 40 Months Since Approval

School/ Project	Original Budget	Current Budget	Prior Year Expenditures	Commitments	Current Year Expenditures	Balance
Hollywood Hills High School						
Electrical Improvements, Fire Alarm, Fire Sprinklers, HVAC Improvements, Media Center improvements, Roof Replacement, Safety / Security Upgrade, Single Point of Entry, STEM Lab improvements Project Number: P.001806	11,789,000	11,789,000	326,001	451,498	442,176	10,569,325
Electrical Improvements, Fire Alarm, Fire Sprinklers, HVAC Improvements, Media Center improvements, Roof Replacement, Safety / Security Upgrade, Single Point of Entry, STEM Lab improvements Project Number: P.001806	3,272,000	3,272,000	90,481	125,311	122,725	2,933,483
School Choice Enhancement Project Number: P.001913	100,000	100,000	-	13,967	51,058	34,975
Hollywood Park Elementary School						
Building Envelope Improvements (Roof, Window, Ext Wall, etc.), Electrical Improvements, Fire Sprinklers, HVAC Improvements, Media Center improvements Project Number: P.001788	3,516,000	3,516,000	154,908	116,436	97,098	3,147,558
Building Envelope Improvements (Roof, Window, Ext Wall, etc.), Electrical Improvements, Fire Sprinklers, HVAC Improvements, Media Center improvements Project Number: P.001788	669,000	669,000	29,475	22,155	18,475	598,895
School Choice Enhancement Project Number: P.002028	100,000	100,000	-	81,946	14,888	3,166

* Project expenditures include, but are not limited to, construction costs, design costs, permitting costs, advertising costs during the planning and procurement phase, equipment, work orders, and Program Management fees.

This is a budget and expenditure activity report, and is not a construction status report. The accompanying introduction and notes are an integral part of this report.



SMART Program Budget Activity Report

Financially Active Projects Detail Schedule

for Quarter Ended March 31, 2018



GOB Referendum Approved by Voters on 11/4/2014 - 40 Months Since Approval

School/ Project	Original Budget	Current Budget	Prior Year Expenditures	Commitments	Current Year Expenditures	Balance
Horizon Elementary School						
Building Envelope Improvements (Roof, Window, Ext Wall, etc.), HVAC Improvements, Media Center improvements Project Number: P.002038	813,000	813,000	-	94,400	89	718,511
Hunt, James S. Elementary School						
Music Instruments Project Number: 197185009	50,000	50,000	6,386	33,217	10,053	344
Building Envelope Improvements (Roof, Window, Ext Wall, etc.), Fire Alarm, Fire Sprinklers, HVAC Improvements, Media Center improvements Project Number: p.002059	90,752	90,752	-	-	1,857	88,895
Building Envelope Improvements (Roof, Window, Ext Wall, etc.), Fire Alarm, Fire Sprinklers, HVAC Improvements, Media Center improvements Project Number: p.002059	534,548	534,548	-	-	10,941	523,607
Indian Ridge Middle School						
Art Room Renovation and Equipment, Building Envelope Improvements (Roof, Window, Ext Wall, etc.), Conversion of Existing Space to Music and/or Art Lab(s), HVAC Improvements, Music Room Renovation Project Number: P.001748	1,212,000	1,212,000	82,010	902,346	63,094	164,550

* Project expenditures include, but are not limited to, construction costs, design costs, permitting costs, advertising costs during the planning and procurement phase, equipment, work orders, and Program Management fees.

This is a budget and expenditure activity report, and is not a construction status report. The accompanying introduction and notes are an integral part of this report.



SMART Program Budget Activity Report

Financially Active Projects Detail Schedule

for Quarter Ended March 31, 2018



GOB Referendum Approved by Voters on 11/4/2014 - 40 Months Since Approval

School/ Project	Original Budget	Current Budget	Prior Year Expenditures	Commitments	Current Year Expenditures	Balance
Indian Ridge Middle School						
Art Room Renovation and Equipment, Building Envelope Improvements (Roof, Window, Ext Wall, etc.), Conversion of Existing Space to Music and/or Art Lab(s), HVAC Improvements, Music Room Renovation Project Number: P.001748	3,903,000	4,848,102	328,045	3,609,457	252,384	658,216
Indian Trace Elementary School						
Building Envelope Improvements (Roof, Window, Ext Wall, etc.), Fire Alarm, HVAC Improvements Project Number: P.001980	1,955,000	1,955,000	259,039	280,000	5,001	1,410,960
King, Martin Luther (Dr. Martin Luther King, Jr. Montessori Academy)						
Building Envelope Improvements (Roof, Window, Ext Wall, etc.), Fire Sprinklers, HVAC Improvements Project Number: P.001662	299,000	299,000	43,066	14,292	9,380	232,262
Building Envelope Improvements (Roof, Window, Ext Wall, etc.), Fire Sprinklers, HVAC Improvements Project Number: P.001662	762,000	762,000	109,752	36,422	23,906	591,920
School Choice Enhancement Project Number: P.001802	100,000	100,000	67,655	27,500	-	4,845
Lake Forest Elementary School						
Building Envelope Improvements (Roof, Window, Ext Wall, etc.), HVAC Improvements Project Number: P.001886	1,913,000	1,913,000	24,903	55,563	91,174	1,741,360

* Project expenditures include, but are not limited to, construction costs, design costs, permitting costs, advertising costs during the planning and procurement phase, equipment, work orders, and Program Management fees.

This is a budget and expenditure activity report, and is not a construction status report. The accompanying introduction and notes are an integral part of this report.



SMART Program Budget Activity Report

Financially Active Projects Detail Schedule

for Quarter Ended March 31, 2018



GOB Referendum Approved by Voters on 11/4/2014 - 40 Months Since Approval

School/ Project	Original Budget	Current Budget	Prior Year Expenditures	Commitments	Current Year Expenditures	Balance
Lakeside Elementary School						
Building Envelope Improvements (Roof, Window, Ext Wall, etc.), HVAC Improvements Project Number: p.002070	245,000	245,000	-	245,000	-	-
Lanier-James Education Center						
School Choice Enhancement Project Number: P.002025	100,000	100,000	-	36,554	61,516	1,930
Larkdale Elementary School						
Single Point of Entry Project Number: P.001832	60,000	349,410	6,795	290,264	17,288	35,063
Building Envelope Improvements (Roof, Window, Ext Wall, etc.), Fire Alarm, HVAC Improvements, Replacement of building 1 Project Number: p.002073	137,091	137,091	-	137,091	-	-
Building Envelope Improvements (Roof, Window, Ext Wall, etc.), Fire Alarm, HVAC Improvements, Replacement of building 1 Project Number: p.002073	36,409	36,409	-	36,409	-	-
Lauderdale Lakes Middle School						
Fire Alarm, Fire Sprinklers, Media Center improvements, Roof repair, stucco and waterproof, interior repairs, HVAC - evaluation, test/balance and repair, etc. Project Number: P.001637	2,772,000	2,772,000	227,842	48,261	27,331	2,468,566

* Project expenditures include, but are not limited to, construction costs, design costs, permitting costs, advertising costs during the planning and procurement phase, equipment, work orders, and Program Management fees.

This is a budget and expenditure activity report, and is not a construction status report. The accompanying introduction and notes are an integral part of this report.



SMART Program Budget Activity Report

Financially Active Projects Detail Schedule

for Quarter Ended March 31, 2018



GOB Referendum Approved by Voters on 11/4/2014 - 40 Months Since Approval

School/ Project	Original Budget	Current Budget	Prior Year Expenditures	Commitments	Current Year Expenditures	Balance
Lauderdale Lakes Middle School						
Fire Alarm, Fire Sprinklers, Media Center improvements, Roof repair, stucco and waterproof, interior repairs, HVAC - evaluation, test/balance and repair, etc. Project Number: P.001637	3,709,000	3,709,000	304,858	64,574	36,570	3,302,998
Project Number: P.001966	100,000	100,000	-	42,015	17,355	40,630
Lauderdale Manors Early Learning and Resource Center						
Building Envelope Improvements (Roof, Window, Ext Wall, etc.), HVAC Improvements, Renovate Restroom Project Number: P.001635	2,838,807	2,838,807	178,697	93,705	87,829	2,478,576
Building Envelope Improvements (Roof, Window, Ext Wall, etc.), HVAC Improvements, Renovate Restroom Project Number: P.001635	135,249	135,249	8,514	4,464	4,184	118,087
School Choice Enhancement Project Number: P.001909	100,000	100,000	49,697	35,135	14,367	801
Lauderhill 6-12 School						
Fire Alarm, Fire Sprinklers, HVAC Improvements, Media Center improvements, Roof repairs, new elevator, remodel mezzanine, covered walkway, gym lights Project Number: P.001801	1,679,000	1,679,000	27,400	39,505	63,235	1,548,860

* Project expenditures include, but are not limited to, construction costs, design costs, permitting costs, advertising costs during the planning and procurement phase, equipment, work orders, and Program Management fees.

This is a budget and expenditure activity report, and is not a construction status report. The accompanying introduction and notes are an integral part of this report.



SMART Program Budget Activity Report

Financially Active Projects Detail Schedule

for Quarter Ended March 31, 2018



GOB Referendum Approved by Voters on 11/4/2014 - 40 Months Since Approval

School/ Project	Original Budget	Current Budget	Prior Year Expenditures	Commitments	Current Year Expenditures	Balance
Lauderhill 6-12 School						
Fire Alarm, Fire Sprinklers, HVAC Improvements, Media Center improvements, Roof repairs, new elevator, remodel mezzanine, covered walkway, gym lights Project Number: P.001801	4,326,000	4,326,000	70,597	101,784	162,926	3,990,693
Single Point of Entry Project Number: P.001956	270,000	303,916	12,056	243,601	2,091	46,168
Lauderhill-Paul Turner Elementary School						
Building Envelope Improvements (Roof, Window, Ext Wall, etc.), Fire Sprinklers, HVAC Improvements Project Number: p.002066	137,697	137,697	-	137,697	-	-
Building Envelope Improvements (Roof, Window, Ext Wall, etc.), Fire Sprinklers, HVAC Improvements Project Number: p.002066	90,803	90,803	-	90,803	-	-
Liberty Elementary School						
Conversion of Existing Space to Music and/or Art Lab(s), HVAC Improvements, Music Room Renovation, PE/Athletic Improvements Project Number: P.001999	65,000	65,000	63	8,414	563	55,960
Conversion of Existing Space to Music and/or Art Lab(s), HVAC Improvements, Music Room Renovation, PE/Athletic Improvements Project Number: P.001999	7,000	7,000	7	906	61	6,026

* Project expenditures include, but are not limited to, construction costs, design costs, permitting costs, advertising costs during the planning and procurement phase, equipment, work orders, and Program Management fees.

This is a budget and expenditure activity report, and is not a construction status report. The accompanying introduction and notes are an integral part of this report.



SMART Program Budget Activity Report

Financially Active Projects Detail Schedule

for Quarter Ended March 31, 2018



GOB Referendum Approved by Voters on 11/4/2014 - 40 Months Since Approval

School/ Project	Original Budget	Current Budget	Prior Year Expenditures	Commitments	Current Year Expenditures	Balance
Liberty Elementary School						
Conversion of Existing Space to Music and/or Art Lab(s), HVAC Improvements, Music Room Renovation, PE/Athletic Improvements Project Number: P.001999	305,000	305,000	296	39,480	2,644	262,580
Lloyd Estates Elementary School						
Building Envelope Improvements (Roof, Window, Ext Wall, etc.), Fire Alarm, Fire Sprinklers, HVAC Improvements, Media Center improvements Project Number: P.001824	1,679,000	1,679,000	60,033	63,401	58,649	1,496,917
Building Envelope Improvements (Roof, Window, Ext Wall, etc.), Fire Alarm, Fire Sprinklers, HVAC Improvements, Media Center improvements Project Number: P.001824	573,000	573,000	20,487	21,637	20,016	510,860
Manatee Bay Elementary School						
Art Room Renovation and Equipment, Building Envelope Improvements (Roof, Window, Ext Wall, etc.), Conversion of Existing Space to Music and/or Art Lab(s), HVAC Improvements, Music Room Renovation Project Number: P.001759	540,000	540,000	32,742	185,056	171,809	150,393
Art Room Renovation and Equipment, Building Envelope Improvements (Roof, Window, Ext Wall, etc.), Conversion of Existing Space to Music and/or Art Lab(s), HVAC Improvements, Music Room Renovation Project Number: P.001759	1,219,000	1,844,661	111,852	632,156	586,907	513,746

* Project expenditures include, but are not limited to, construction costs, design costs, permitting costs, advertising costs during the planning and procurement phase, equipment, work orders, and Program Management fees.

This is a budget and expenditure activity report, and is not a construction status report. The accompanying introduction and notes are an integral part of this report.



SMART Program Budget Activity Report

Financially Active Projects Detail Schedule

for Quarter Ended March 31, 2018



GOB Referendum Approved by Voters on 11/4/2014 - 40 Months Since Approval

School/ Project	Original Budget	Current Budget	Prior Year Expenditures	Commitments	Current Year Expenditures	Balance
Manatee Bay Elementary School						
School Choice Enhancement Project Number: P.001776	100,000	100,000	74,004	738	25,256	2
Maplewood Elementary School						
ADA Restrooms & Fire Sprinkler and Restrooms, Building Envelope Improvements (Roof, Window, Ext Wall, etc.), Fire Alarm Project Number: P.001639	293,695	293,695	16,400	15,434	12,078	249,783
ADA Restrooms & Fire Sprinkler and Restrooms, Building Envelope Improvements (Roof, Window, Ext Wall, etc.), Fire Alarm Project Number: P.001639	1,030,429	1,030,429	57,541	54,149	42,373	876,366
ADA Restrooms & Fire Sprinkler and Restrooms, Building Envelope Improvements (Roof, Window, Ext Wall, etc.), Fire Alarm Project Number: P.001639	955,505	955,505	53,357	50,212	39,293	812,643
School Choice Enhancement Project Number: P.001798	100,000	100,000	10,328	79,584	-	10,088
HVAC Improvements, Media Center improvements Project Number: P.001998	362,000	362,000	584	47,900	3,100	310,416
Margate Elementary School						
Building Envelope Improvements (Roof, Window, Ext Wall, etc.), Conversion of Existing Space to Music and/or Art Lab(s), Fire Sprinklers, HVAC Improvements, Music Room Renovation, Replacement of building 1, Single Point of Entry Project Number: P.001647	305,000	305,000	13,835	6,690	15,972	268,503

* Project expenditures include, but are not limited to, construction costs, design costs, permitting costs, advertising costs during the planning and procurement phase, equipment, work orders, and Program Management fees.

This is a budget and expenditure activity report, and is not a construction status report.
The accompanying introduction and notes are an integral part of this report.



SMART Program Budget Activity Report

Financially Active Projects Detail Schedule

for Quarter Ended March 31, 2018



GOB Referendum Approved by Voters on 11/4/2014 - 40 Months Since Approval

School/ Project	Original Budget	Current Budget	Prior Year Expenditures	Commitments	Current Year Expenditures	Balance
Margate Elementary School						
Building Envelope Improvements (Roof, Window, Ext Wall, etc.), Conversion of Existing Space to Music and/or Art Lab(s), Fire Sprinklers, HVAC Improvements, Music Room Renovation, Replacement of building 1, Single Point of Entry Project Number: P.001647	726,000	726,000	32,934	15,926	38,019	639,121
Building Envelope Improvements (Roof, Window, Ext Wall, etc.), Conversion of Existing Space to Music and/or Art Lab(s), Fire Sprinklers, HVAC Improvements, Music Room Renovation, Replacement of building 1, Single Point of Entry Project Number: P.001647	3,587,753	3,587,753	162,751	78,700	187,881	3,158,421
School Choice Enhancement Project Number: P.001698	100,000	100,000	55,486	44,361	-	153
Margate Middle School						
Music Instruments Project Number: 058185009	100,000	100,000	-	31,351	68,514	135
Art Room Renovation and Equipment, Building Envelope Improvements (Roof, Window, Ext Wall, etc.), Conversion of Existing Space to Music and/or Art Lab(s), Electrical Improvements, Fire Alarm, Fire Sprinklers, HVAC Improvements, Media Center improvements, Project Number: P.001836	6,337,000	6,337,000	35,665	181,921	268,827	5,850,587

* Project expenditures include, but are not limited to, construction costs, design costs, permitting costs, advertising costs during the planning and procurement phase, equipment, work orders, and Program Management fees.

This is a budget and expenditure activity report, and is not a construction status report. The accompanying introduction and notes are an integral part of this report.



SMART Program Budget Activity Report

Financially Active Projects Detail Schedule

for Quarter Ended March 31, 2018



GOB Referendum Approved by Voters on 11/4/2014 - 40 Months Since Approval

School/ Project	Original Budget	Current Budget	Prior Year Expenditures	Commitments	Current Year Expenditures	Balance
Margate Middle School						
Art Room Renovation and Equipment, Building Envelope Improvements (Roof, Window, Ext Wall, etc.), Conversion of Existing Space to Music and/or Art Lab(s), Electrical Improvements, Fire Alarm, Fire Sprinklers, HVAC Improvements, Media Center improvements, Project Number: P.001836	369,000	369,000	2,076	10,593	15,654	340,677
Art Room Renovation and Equipment, Building Envelope Improvements (Roof, Window, Ext Wall, etc.), Conversion of Existing Space to Music and/or Art Lab(s), Electrical Improvements, Fire Alarm, Fire Sprinklers, HVAC Improvements, Media Center improvements, Project Number: P.001836	2,163,000	2,163,000	12,174	62,094	91,758	1,996,974
Markham, C. Robert Elementary School						
Building Envelope Improvements (Roof, Window, Ext Wall, etc.), Fire Alarm, Fire Sprinklers, HVAC Improvements, Replacement of building 1 Project Number: P.001920	604,000	604,000	19,836	46,415	6,864	530,885
Building Envelope Improvements (Roof, Window, Ext Wall, etc.), Fire Alarm, Fire Sprinklers, HVAC Improvements, Replacement of building 1 Project Number: P.001920	8,555,000	8,555,000	280,955	657,412	97,218	7,519,415

* Project expenditures include, but are not limited to, construction costs, design costs, permitting costs, advertising costs during the planning and procurement phase, equipment, work orders, and Program Management fees.

This is a budget and expenditure activity report, and is not a construction status report. The accompanying introduction and notes are an integral part of this report.



SMART Program Budget Activity Report

Financially Active Projects Detail Schedule

for Quarter Ended March 31, 2018



GOB Referendum Approved by Voters on 11/4/2014 - 40 Months Since Approval

School/ Project	Original Budget	Current Budget	Prior Year Expenditures	Commitments	Current Year Expenditures	Balance
McArthur High School						
Building Envelope Improvements (Roof, Window, Ext Wall, etc.), Electrical Improvements, Fire Sprinklers, HVAC Improvements, Media Center improvements, Replacement of building 1, Replacement of building 6, Safety / Security Upgrade, STEM Lab improvements Project Number: P.001954	9,352,000	8,608,818	-	592,001	80,147	7,936,670
Building Envelope Improvements (Roof, Window, Ext Wall, etc.), Electrical Improvements, Fire Sprinklers, HVAC Improvements, Media Center improvements, Replacement of building 1, Replacement of building 6, Safety / Security Upgrade, STEM Lab improvements Project Number: P.001954	5,800,000	5,800,000	-	398,847	53,996	5,347,157
Building Envelope Improvements (Roof, Window, Ext Wall, etc.), Electrical Improvements, Fire Sprinklers, HVAC Improvements, Media Center improvements, Replacement of building 1, Replacement of building 6, Safety / Security Upgrade, STEM Lab improvements Project Number: P.001954	1,550,000	1,402,678	-	96,458	13,059	1,293,161

* Project expenditures include, but are not limited to, construction costs, design costs, permitting costs, advertising costs during the planning and procurement phase, equipment, work orders, and Program Management fees.

This is a budget and expenditure activity report, and is not a construction status report. The accompanying introduction and notes are an integral part of this report.



SMART Program Budget Activity Report

Financially Active Projects Detail Schedule

for Quarter Ended March 31, 2018



GOB Referendum Approved by Voters on 11/4/2014 - 40 Months Since Approval

School/ Project	Original Budget	Current Budget	Prior Year Expenditures	Commitments	Current Year Expenditures	Balance
McFatter Technical College						
ADA Renovate Restroom, Building Envelope Improvements (Roof, Window, Ext Wall, etc.), Electrical Improvements, Fire Alarm, Fire Sprinklers, HVAC repairs to include buildings 1,2,4,5., Media Center improvements, Safety / Security Upgrade Project Number: P.001658	6,304,000	6,304,000	154,576	180,020	283,491	5,685,913
ADA Renovate Restroom, Building Envelope Improvements (Roof, Window, Ext Wall, etc.), Electrical Improvements, Fire Alarm, Fire Sprinklers, HVAC repairs to include buildings 1,2,4,5., Media Center improvements, Safety / Security Upgrade Project Number: P.001658	47,525	47,525	1,165	1,357	2,137	42,866
ADA Renovate Restroom, Building Envelope Improvements (Roof, Window, Ext Wall, etc.), Electrical Improvements, Fire Alarm, Fire Sprinklers, HVAC repairs to include buildings 1,2,4,5., Media Center improvements, Safety / Security Upgrade Project Number: P.001658	1,020,000	1,020,000	25,011	29,127	45,869	919,993
School Choice Enhancement Project Number: P.001851	100,000	100,000	28,873	-	8,376	62,751
McFatter Technical, Broward Fire Academy						
Building Envelope Improvements (Roof, Window, Ext Wall, etc.), Fire Sprinklers Project Number: P.001965	149,000	149,000	837	9,955	8,474	129,734

* Project expenditures include, but are not limited to, construction costs, design costs, permitting costs, advertising costs during the planning and procurement phase, equipment, work orders, and Program Management fees.

This is a budget and expenditure activity report, and is not a construction status report. The accompanying introduction and notes are an integral part of this report.



SMART Program Budget Activity Report

Financially Active Projects Detail Schedule

for Quarter Ended March 31, 2018



GOB Referendum Approved by Voters on 11/4/2014 - 40 Months Since Approval

School/ Project	Original Budget	Current Budget	Prior Year Expenditures	Commitments	Current Year Expenditures	Balance
McFatter Technical, Broward Fire Academy						
Building Envelope Improvements (Roof, Window, Ext Wall, etc.), Fire Sprinklers Project Number: P.001965	107,000	107,000	601	7,149	6,085	93,165
McNab Elementary School						
Building Envelope Improvements (Roof, Window, Ext Wall, etc.), HVAC Improvements Project Number: P.001964	1,295,000	1,295,000	7,272	57,279	65,828	1,164,621
McNicol Middle School						
Music Instruments Project Number: 048185009	100,000	100,000	-	97,000	-	3,000
Single Point of Entry Project Number: P.001856	233,000	258,000	55,224	197,036	2,925	2,815
Building Envelope Improvements (Roof, Window, Ext Wall, etc.), Conversion of Existing Space to Music and/or Art Lab(s), Fire Sprinklers, HVAC Improvements, Music Room Renovation Project Number: P.001941	21,000	21,000	1,966	2,938	3,620	12,476
Building Envelope Improvements (Roof, Window, Ext Wall, etc.), Conversion of Existing Space to Music and/or Art Lab(s), Fire Sprinklers, HVAC Improvements, Music Room Renovation Project Number: P.001941	276,000	276,000	25,837	38,620	47,576	163,967
Meadowbrook Elementary School						
Building Envelope Improvements (Roof, Window, Ext Wall, etc.), Electrical Improvements, Fire Sprinklers, HVAC Improvements Project Number: p.002083	59,220	59,220	-	59,220	-	-

* Project expenditures include, but are not limited to, construction costs, design costs, permitting costs, advertising costs during the planning and procurement phase, equipment, work orders, and Program Management fees.

This is a budget and expenditure activity report, and is not a construction status report. The accompanying introduction and notes are an integral part of this report.



SMART Program Budget Activity Report

Financially Active Projects Detail Schedule

for Quarter Ended March 31, 2018



GOB Referendum Approved by Voters on 11/4/2014 - 40 Months Since Approval

School/ Project	Original Budget	Current Budget	Prior Year Expenditures	Commitments	Current Year Expenditures	Balance
Meadowbrook Elementary School						
Building Envelope Improvements (Roof, Window, Ext Wall, etc.), Electrical Improvements, Fire Sprinklers, HVAC Improvements Project Number: p.002083	76,780	76,780	-	76,780	-	-
Millennium 6-12 Collegiate Academy						
Art Room Renovation and Equipment, Building Envelope Improvements (Roof, Window, Ext Wall, etc.), Conversion of Existing Space to Music and/or Art Lab(s), Fire Alarm, HVAC Improvements Project Number: P.002046	2,516,000	2,516,000	-	224,597	43	2,291,360
Art Room Renovation and Equipment, Building Envelope Improvements (Roof, Window, Ext Wall, etc.), Conversion of Existing Space to Music and/or Art Lab(s), Fire Alarm, HVAC Improvements Project Number: P.002046	50,000	50,000	-	4,463	1	45,536
Art Room Renovation and Equipment, Building Envelope Improvements (Roof, Window, Ext Wall, etc.), Conversion of Existing Space to Music and/or Art Lab(s), Fire Alarm, HVAC Improvements Project Number: P.002046	369,000	369,000	-	32,940	6	336,054
Miramar Elementary School						
Building Envelope Improvements (Roof, Window, Ext Wall, etc.), HVAC Improvements Project Number: P.001727	3,798,000	3,798,000	254,121	59,383	88,709	3,395,787

* Project expenditures include, but are not limited to, construction costs, design costs, permitting costs, advertising costs during the planning and procurement phase, equipment, work orders, and Program Management fees.

This is a budget and expenditure activity report, and is not a construction status report. The accompanying introduction and notes are an integral part of this report.



SMART Program Budget Activity Report

Financially Active Projects Detail Schedule

for Quarter Ended March 31, 2018



GOB Referendum Approved by Voters on 11/4/2014 - 40 Months Since Approval

School/ Project	Original Budget	Current Budget	Prior Year Expenditures	Commitments	Current Year Expenditures	Balance
Miramar Elementary School						
School Choice Enhancement Project Number: P.001990	100,000	100,000	6,760	34,991	58,184	65
Miramar High School						
Single Point of Entry Project Number: P.001827	540,000	540,000	15,443	189,729	16,993	317,835
Building Envelope Improvements (Roof, Window, Ext Wall, etc.), Conversion of Existing Space to Music and/or Art Lab(s), Electrical Improvements, Fire Alarm, Fire Sprinklers, HVAC Improvements, Media Center improvements, Music Room Renovation, STEM Lab imp Project Number: P.002003	8,773,000	8,773,000	-	697,409	40	8,075,551
Building Envelope Improvements (Roof, Window, Ext Wall, etc.), Conversion of Existing Space to Music and/or Art Lab(s), Electrical Improvements, Fire Alarm, Fire Sprinklers, HVAC Improvements, Media Center improvements, Music Room Renovation, STEM Lab imp Project Number: P.002003	1,015,000	1,015,000	-	80,687	4	934,309
Building Envelope Improvements (Roof, Window, Ext Wall, etc.), Conversion of Existing Space to Music and/or Art Lab(s), Electrical Improvements, Fire Alarm, Fire Sprinklers, HVAC Improvements, Media Center improvements, Music Room Renovation, STEM Lab imp Project Number: P.002003	1,219,000	1,219,000	-	96,904	5	1,122,091

* Project expenditures include, but are not limited to, construction costs, design costs, permitting costs, advertising costs during the planning and procurement phase, equipment, work orders, and Program Management fees.

This is a budget and expenditure activity report, and is not a construction status report.
The accompanying introduction and notes are an integral part of this report.



SMART Program Budget Activity Report

Financially Active Projects Detail Schedule

for Quarter Ended March 31, 2018



GOB Referendum Approved by Voters on 11/4/2014 - 40 Months Since Approval

School/ Project	Original Budget	Current Budget	Prior Year Expenditures	Commitments	Current Year Expenditures	Balance
Mirror Lake Elementary School						
School Choice Enhancement Project Number: P.001932	100,000	100,000	55,326	125	37,446	7,103
Building Envelope Improvements (Roof, Window, Ext Wall, etc.), Fire Sprinklers, HVAC Improvements, Media Center improvements Project Number: P.002011	1,495,000	1,495,000	8,396	94,245	56,102	1,336,257
Building Envelope Improvements (Roof, Window, Ext Wall, etc.), Fire Sprinklers, HVAC Improvements, Media Center improvements Project Number: P.002011	225,000	225,000	1,263	14,184	8,444	201,109
Morrow Elementary School						
School Choice Enhancement Project Number: P.001925	100,000	100,000	24,896	-	53,924	21,180
ADA Stage Lift, Electrical Improvements, Fire Sprinkler Protection and Fire Alarm, HVAC Improvements, Media Center improvements Project Number: P.001996	740,000	740,000	3,782	14,775	42,504	678,939
ADA Stage Lift, Electrical Improvements, Fire Sprinkler Protection and Fire Alarm, HVAC Improvements, Media Center improvements Project Number: P.001996	1,564,648	1,564,648	7,997	31,241	89,870	1,435,540
New River Middle School						
School Choice Enhancement Project Number: P.001703	100,000	100,000	19,843	35,394	27,224	17,539

* Project expenditures include, but are not limited to, construction costs, design costs, permitting costs, advertising costs during the planning and procurement phase, equipment, work orders, and Program Management fees.

This is a budget and expenditure activity report, and is not a construction status report.
The accompanying introduction and notes are an integral part of this report.



SMART Program Budget Activity Report

Financially Active Projects Detail Schedule

for Quarter Ended March 31, 2018



GOB Referendum Approved by Voters on 11/4/2014 - 40 Months Since Approval

School/ Project	Original Budget	Current Budget	Prior Year Expenditures	Commitments	Current Year Expenditures	Balance
New River Middle School						
Building Envelope Improvements (Roof, Window, Ext Wall, etc.), HVAC Improvements Project Number: P.001710	2,242,000	2,242,000	121,020	71,519	67,915	1,981,546
Norcrest Elementary School						
Building Envelope Improvements (Roof, Window, Ext Wall, etc.), HVAC Improvements, Media Center improvements Project Number: P.001969	2,110,000	2,110,000	11,876	122,114	69,340	1,906,670
North Andrews Gardens Elementary School						
Building Envelope Improvements (Roof, Window, Ext Wall, etc.), Fire Sprinklers, HVAC Improvements Project Number: P.001890	60,000	60,000	337	48,000	-	11,663
Building Envelope Improvements (Roof, Window, Ext Wall, etc.), Fire Sprinklers, HVAC Improvements Project Number: p.001890	240,000	240,000	-	192,000	-	48,000
North Fork Elementary School						
Music Instruments Project Number: 119185009	50,000	50,000	11,795	7,796	23,791	6,618
Building Envelope Improvements (Roof, Window, Ext Wall, etc.), Fire Sprinklers, HVAC Improvements Project Number: P.001849	1,609,000	1,609,000	36,004	38,531	70,903	1,463,562

* Project expenditures include, but are not limited to, construction costs, design costs, permitting costs, advertising costs during the planning and procurement phase, equipment, work orders, and Program Management fees.

This is a budget and expenditure activity report, and is not a construction status report.
The accompanying introduction and notes are an integral part of this report.



SMART Program Budget Activity Report

Financially Active Projects Detail Schedule

for Quarter Ended March 31, 2018



GOB Referendum Approved by Voters on 11/4/2014 - 40 Months Since Approval

School/ Project	Original Budget	Current Budget	Prior Year Expenditures	Commitments	Current Year Expenditures	Balance
North Fork Elementary School						
Building Envelope Improvements (Roof, Window, Ext Wall, etc.), Fire Sprinklers, HVAC Improvements Project Number: P.001849	324,000	324,000	7,250	7,759	14,278	294,713
Remodel Reception area including millwork, addition of one new door and relocation of electrical fixtures and exit signs, Single Point of Entry Project Number: P.001901	33,617	62,480	4,316	48,409	722	9,033
North Lauderdale Elementary School						
Building Envelope Improvements (Roof, Window, Ext Wall, etc.), Fire Alarm, Fire Sprinklers, HVAC Improvements, Media Center improvements Project Number: P.001903	198,000	198,000	1,112	9,638	13,157	174,093
Building Envelope Improvements (Roof, Window, Ext Wall, etc.), Fire Alarm, Fire Sprinklers, HVAC Improvements, Media Center improvements Project Number: P.001903	1,089,000	1,089,000	6,115	53,009	72,366	957,510
School Choice Enhancement Project Number: P.001907	100,000	100,000	25,898	20,498	15,750	37,854
North Side Elementary School						
Music Instruments Project Number: 004185009	50,000	50,000	15,946	13,244	20,449	361
Single Point of Entry Project Number: P.001880	60,000	60,000	337	-	-	59,663

* Project expenditures include, but are not limited to, construction costs, design costs, permitting costs, advertising costs during the planning and procurement phase, equipment, work orders, and Program Management fees.

This is a budget and expenditure activity report, and is not a construction status report. The accompanying introduction and notes are an integral part of this report.



SMART Program Budget Activity Report

Financially Active Projects Detail Schedule

for Quarter Ended March 31, 2018



GOB Referendum Approved by Voters on 11/4/2014 - 40 Months Since Approval

School/ Project	Original Budget	Current Budget	Prior Year Expenditures	Commitments	Current Year Expenditures	Balance
North Side Elementary School						
Building Envelope Improvements (Roof, Window, Ext Wall, etc.), HVAC Improvements Project Number: P.001992	1,696,000	1,696,000	9,524	67,865	103,852	1,514,759
Northeast High School						
ADA renovations related to educational adequacy, Electrical Improvements, Fire Alarm, Fire Sprinklers, HVAC Improvements, Re-Roofing, Safety / Security Upgrade, Single Point of Entry, STEM Lab improvements Project Number: P.001684	11,375,000	11,375,000	690,673	853,507	302,062	9,528,758
ADA renovations related to educational adequacy, Electrical Improvements, Fire Alarm, Fire Sprinklers, HVAC Improvements, Re-Roofing, Safety / Security Upgrade, Single Point of Entry, STEM Lab improvements Project Number: P.001684	3,051,000	3,051,000	185,253	228,928	81,020	2,555,799
School Choice Enhancement Project Number: P.001758	100,000	100,000	69,360	36	5,516	25,088
Nova Blanche Forman Elementary School						
Single Point of Entry Project Number: P.001889	195,000	195,000	1,095	-	-	193,905
Nova Dwight D Eisenhower Elementary School						
Single Point of Entry Project Number: P.001884	195,000	195,000	10,470	110,831	1,510	72,189

* Project expenditures include, but are not limited to, construction costs, design costs, permitting costs, advertising costs during the planning and procurement phase, equipment, work orders, and Program Management fees.

This is a budget and expenditure activity report, and is not a construction status report. The accompanying introduction and notes are an integral part of this report.



SMART Program Budget Activity Report

Financially Active Projects Detail Schedule

for Quarter Ended March 31, 2018



GOB Referendum Approved by Voters on 11/4/2014 - 40 Months Since Approval

School/ Project	Original Budget	Current Budget	Prior Year Expenditures	Commitments	Current Year Expenditures	Balance
Nova High School						
Art Room Renovation and Equipment, Building Envelope Improvements (Roof, Window, Ext Wall, etc.), Electrical Improvements, Fire Alarm, HVAC Improvements, Media Center improvements, Music Room Renovation, Safety / Security Upgrade, Single Point of Entry, S Project Number: P.001817	2,099,000	2,099,000	60,205	68,534	92,156	1,878,105
Art Room Renovation and Equipment, Building Envelope Improvements (Roof, Window, Ext Wall, etc.), Electrical Improvements, Fire Alarm, HVAC Improvements, Media Center improvements, Music Room Renovation, Safety / Security Upgrade, Single Point of Entry, S Project Number: P.001817	823,000	823,000	23,606	26,872	36,134	736,388
Art Room Renovation and Equipment, Building Envelope Improvements (Roof, Window, Ext Wall, etc.), Electrical Improvements, Fire Alarm, HVAC Improvements, Media Center improvements, Music Room Renovation, Safety / Security Upgrade, Single Point of Entry, S Project Number: P.001817	16,911,000	16,911,000	485,062	552,148	742,463	15,131,327

* Project expenditures include, but are not limited to, construction costs, design costs, permitting costs, advertising costs during the planning and procurement phase, equipment, work orders, and Program Management fees.

This is a budget and expenditure activity report, and is not a construction status report. The accompanying introduction and notes are an integral part of this report.



SMART Program Budget Activity Report

Financially Active Projects Detail Schedule

for Quarter Ended March 31, 2018



GOB Referendum Approved by Voters on 11/4/2014 - 40 Months Since Approval

School/ Project	Original Budget	Current Budget	Prior Year Expenditures	Commitments	Current Year Expenditures	Balance
Nova Middle School						
Art Room Renovation and Equipment, Building Envelope Improvements (Roof, Window, Ext Wall, etc.), Conversion of Existing Space to Music and/or Art Lab(s), HVAC Improvements Project Number: P.001898	2,233,000	2,233,000	12,608	160,635	50,683	2,009,074
Art Room Renovation and Equipment, Building Envelope Improvements (Roof, Window, Ext Wall, etc.), Conversion of Existing Space to Music and/or Art Lab(s), HVAC Improvements Project Number: P.001898	369,000	369,000	2,083	26,545	8,375	331,997
Fire Sprinklers Project Number: P.002027	903,000	903,000	5,071	86,995	80,673	730,261
Oakland Park Elementary School						
Music Instruments Project Number: 003185009	50,000	50,000	2,164	17,717	25,960	4,159
Building Envelope Improvements (Roof, Window, Ext Wall, etc.), Electrical Improvements, Fire Alarm, HVAC Improvements Project Number: P.001895	3,011,000	3,011,000	16,986	134,461	120,409	2,739,144
Building Envelope Improvements (Roof, Window, Ext Wall, etc.), Electrical Improvements, Fire Alarm, HVAC Improvements Project Number: P.001895	50,000	50,000	282	2,233	1,999	45,486
School Choice Enhancement Project Number: P.002007	100,000	100,000	-	-	88,199	11,801

* Project expenditures include, but are not limited to, construction costs, design costs, permitting costs, advertising costs during the planning and procurement phase, equipment, work orders, and Program Management fees.

This is a budget and expenditure activity report, and is not a construction status report. The accompanying introduction and notes are an integral part of this report.



SMART Program Budget Activity Report

Financially Active Projects Detail Schedule

for Quarter Ended March 31, 2018



GOB Referendum Approved by Voters on 11/4/2014 - 40 Months Since Approval

School/ Project	Original Budget	Current Budget	Prior Year Expenditures	Commitments	Current Year Expenditures	Balance
Oakridge Elementary School						
Building Envelope Improvements (Roof, Window, Ext Wall, etc.), Fire Alarm, HVAC Improvements, Media Center improvements, Replacement of building 2 Project Number: P.001712	3,354,000	3,354,000	195,191	74,523	114,056	2,970,230
Building Envelope Improvements (Roof, Window, Ext Wall, etc.), Fire Alarm, HVAC Improvements, Media Center improvements, Replacement of building 2 Project Number: P.001712	252,000	252,000	14,665	5,599	8,569	223,167
Olsen Middle School						
Building Envelope Improvements (Roof, Window, Ext Wall, etc.), Electrical Improvements, Fire Sprinklers, HVAC Improvements, Media Center improvements, Safety / Security Upgrade Project Number: P.001955	225,000	225,000	1,264	13,360	3,695	206,681
Building Envelope Improvements (Roof, Window, Ext Wall, etc.), Electrical Improvements, Fire Sprinklers, HVAC Improvements, Media Center improvements, Safety / Security Upgrade Project Number: P.001955	6,848,000	6,848,000	38,455	406,632	112,454	6,290,459
Orange Brook Elementary School						
School Choice Enhancement Project Number: P.001815	100,000	100,000	51,611	44,800	-	3,589

* Project expenditures include, but are not limited to, construction costs, design costs, permitting costs, advertising costs during the planning and procurement phase, equipment, work orders, and Program Management fees.

This is a budget and expenditure activity report, and is not a construction status report.
The accompanying introduction and notes are an integral part of this report.



SMART Program Budget Activity Report

Financially Active Projects Detail Schedule

for Quarter Ended March 31, 2018



GOB Referendum Approved by Voters on 11/4/2014 - 40 Months Since Approval

School/ Project	Original Budget	Current Budget	Prior Year Expenditures	Commitments	Current Year Expenditures	Balance
Oriole Elementary School						
ADA Restrooms, Building Envelope Improvements (Roof, Window, Ext Wall, etc.), Fire Alarm, Fire Sprinklers, HVAC Improvements, Media Center improvements Project Number: P.001970	745,000	745,000	2,459	49,819	19,779	672,943
ADA Restrooms, Building Envelope Improvements (Roof, Window, Ext Wall, etc.), Fire Alarm, Fire Sprinklers, HVAC Improvements, Media Center improvements Project Number: P.001970	2,127,000	2,127,000	7,020	142,236	56,471	1,921,273
ADA Restrooms, Building Envelope Improvements (Roof, Window, Ext Wall, etc.), Fire Alarm, Fire Sprinklers, HVAC Improvements, Media Center improvements Project Number: P.001970	304,000	304,000	1,003	20,329	8,071	274,597
Palm Cove Elementary School						
Building Envelope Improvements (Roof, Window, Ext Wall, etc.), HVAC Improvements Project Number: P.001885	2,212,000	2,212,000	81,537	52,081	105,232	1,973,150
Panther Run Elementary School						
Building Envelope Improvements (Roof, Window, Ext Wall, etc.), HVAC Improvements Project Number: p.002069	173,500	173,500	-	173,500	-	-
Park Lakes Elementary School						
School Choice Enhancement Project Number: P.001773	100,000	100,000	-	93,953	-	6,047

* Project expenditures include, but are not limited to, construction costs, design costs, permitting costs, advertising costs during the planning and procurement phase, equipment, work orders, and Program Management fees.

This is a budget and expenditure activity report, and is not a construction status report. The accompanying introduction and notes are an integral part of this report.



SMART Program Budget Activity Report

Financially Active Projects Detail Schedule

for Quarter Ended March 31, 2018



GOB Referendum Approved by Voters on 11/4/2014 - 40 Months Since Approval

School/ Project	Original Budget	Current Budget	Prior Year Expenditures	Commitments	Current Year Expenditures	Balance
Park Lakes Elementary School						
Art Room Renovation and Equipment, Building Envelope Improvements (Roof, Window, Ext Wall, etc.), Conversion of Existing Space to Music and/or Art Lab(s), Fire Sprinklers, Music Room Renovation Project Number: P.001988	540,000	540,000	917	72,837	4,652	461,594
Art Room Renovation and Equipment, Building Envelope Improvements (Roof, Window, Ext Wall, etc.), Conversion of Existing Space to Music and/or Art Lab(s), Fire Sprinklers, Music Room Renovation Project Number: P.001988	103,000	103,000	175	13,893	887	88,045
Art Room Renovation and Equipment, Building Envelope Improvements (Roof, Window, Ext Wall, etc.), Conversion of Existing Space to Music and/or Art Lab(s), Fire Sprinklers, Music Room Renovation Project Number: P.001988	131,000	131,000	222	17,670	1,128	111,980
Park Ridge Elementary School						
Music Instruments Project Number: 195185009	50,000	50,000	22,448	15,946	11,424	182
Building Envelope Improvements (Roof, Window, Ext Wall, etc.), Fire Alarm, HVAC Improvements, Media Center improvements Project Number: p.001844	26,734	26,734	-	18,997	3,023	4,714

* Project expenditures include, but are not limited to, construction costs, design costs, permitting costs, advertising costs during the planning and procurement phase, equipment, work orders, and Program Management fees.

This is a budget and expenditure activity report, and is not a construction status report.
The accompanying introduction and notes are an integral part of this report.



SMART Program Budget Activity Report

Financially Active Projects Detail Schedule

for Quarter Ended March 31, 2018



GOB Referendum Approved by Voters on 11/4/2014 - 40 Months Since Approval

School/ Project	Original Budget	Current Budget	Prior Year Expenditures	Commitments	Current Year Expenditures	Balance
Park Ridge Elementary School						
Building Envelope Improvements (Roof, Window, Ext Wall, etc.), Fire Alarm, HVAC Improvements, Media Center improvements Project Number: p.001844	242,766	242,766	26,378	172,503	27,450	16,435
Park Springs Elementary School						
Music Instruments Project Number: 317185009	50,000	50,000	1,072	306	38,970	9,652
Parkside Elementary School						
Building Envelope Improvements (Roof, Window, Ext Wall, etc.), HVAC Improvements Project Number: p.002082	114,000	114,000	-	114,000	-	-
Parkway Middle School						
Fire Sprinklers, HVAC Improvements, Media Center improvements Project Number: P.001807	3,121,640	3,121,640	84,995	28,245	146,603	2,861,797
Fire Sprinklers, HVAC Improvements, Media Center improvements Project Number: P.001807	45,000	45,000	1,226	407	2,114	41,253
Pasadena Lakes Elementary School						
Building Envelope Improvements (Roof, Window, Ext Wall, etc.), Fire Sprinklers, HVAC Improvements, Media Center improvements Project Number: P.001634	742,000	742,000	41,738	32,315	19,147	648,800

* Project expenditures include, but are not limited to, construction costs, design costs, permitting costs, advertising costs during the planning and procurement phase, equipment, work orders, and Program Management fees.

This is a budget and expenditure activity report, and is not a construction status report. The accompanying introduction and notes are an integral part of this report.



SMART Program Budget Activity Report

Financially Active Projects Detail Schedule

for Quarter Ended March 31, 2018



GOB Referendum Approved by Voters on 11/4/2014 - 40 Months Since Approval

School/ Project	Original Budget	Current Budget	Prior Year Expenditures	Commitments	Current Year Expenditures	Balance
Pasadena Lakes Elementary School						
Building Envelope Improvements (Roof, Window, Ext Wall, etc.), Fire Sprinklers, HVAC Improvements, Media Center improvements Project Number: P.001634	3,281,000	3,281,000	184,559	142,892	84,667	2,868,882
School Choice Enhancement Project Number: P.001783	100,000	100,000	69,306	27,767	-	2,927
Pembroke Lakes Elementary School						
Building Envelope Improvements (Roof, Window, Ext Wall, etc.), Fire Alarm, HVAC Improvements, Media Center improvements Project Number: P.001842	2,260,000	2,260,000	31,072	104,417	108,746	2,015,765
Building Envelope Improvements (Roof, Window, Ext Wall, etc.), Fire Alarm, HVAC Improvements, Media Center improvements Project Number: P.001842	294,000	294,000	4,042	13,583	14,147	262,228
Pembroke Pines Elementary School						
Building Envelope Improvements (Roof, Window, Ext Wall, etc.), Electrical Improvements, HVAC Improvements, Media Center improvements, Safety / Security Upgrade Project Number: P.001864	134,000	134,000	812	4,677	6,944	121,567
Building Envelope Improvements (Roof, Window, Ext Wall, etc.), Electrical Improvements, HVAC Improvements, Media Center improvements, Safety / Security Upgrade Project Number: P.001864	3,775,000	3,775,000	22,875	131,756	195,631	3,424,738

* Project expenditures include, but are not limited to, construction costs, design costs, permitting costs, advertising costs during the planning and procurement phase, equipment, work orders, and Program Management fees.

This is a budget and expenditure activity report, and is not a construction status report. The accompanying introduction and notes are an integral part of this report.



SMART Program Budget Activity Report

Financially Active Projects Detail Schedule

for Quarter Ended March 31, 2018



GOB Referendum Approved by Voters on 11/4/2014 - 40 Months Since Approval

School/ Project	Original Budget	Current Budget	Prior Year Expenditures	Commitments	Current Year Expenditures	Balance
Perry, Annabel C. Elementary School						
Building Envelope Improvements (Roof, Window, Ext Wall, etc.), Electrical Improvements, Fire Alarm, Fire Sprinklers, HVAC Improvements Project Number: P.001728	311,000	311,000	18,563	9,055	4,839	278,543
Building Envelope Improvements (Roof, Window, Ext Wall, etc.), Electrical Improvements, Fire Alarm, Fire Sprinklers, HVAC Improvements Project Number: P.001728	2,431,000	2,431,000	145,106	70,780	37,826	2,177,288
Media Center improvements Project Number: P.002005	323,000	323,000	-	6,123	16,778	300,099
Peters Elementary School						
Building Envelope Improvements (Roof, Window, Ext Wall, etc.), Fire Alarm, Fire Sprinklers, HVAC Improvements, Media Center improvements Project Number: P.002041	707,000	707,000	-	-	12	706,988
Building Envelope Improvements (Roof, Window, Ext Wall, etc.), Fire Alarm, Fire Sprinklers, HVAC Improvements, Media Center improvements Project Number: P.002041	2,331,000	2,331,000	-	-	39	2,330,961
Pine Ridge Education Center						
HVAC Improvements Project Number: p.002121	74,000	74,000	-	20,418	-	53,582

* Project expenditures include, but are not limited to, construction costs, design costs, permitting costs, advertising costs during the planning and procurement phase, equipment, work orders, and Program Management fees.

This is a budget and expenditure activity report, and is not a construction status report. The accompanying introduction and notes are an integral part of this report.



SMART Program Budget Activity Report

Financially Active Projects Detail Schedule

for Quarter Ended March 31, 2018



GOB Referendum Approved by Voters on 11/4/2014 - 40 Months Since Approval

School/ Project	Original Budget	Current Budget	Prior Year Expenditures	Commitments	Current Year Expenditures	Balance
Pines Lakes Elementary School						
Building Envelope Improvements (Roof, Window, Ext Wall, etc.), Fire Sprinklers, HVAC Improvements, Media Center improvements Project Number: P.002004	821,000	821,000	-	93,812	15,294	711,894
Building Envelope Improvements (Roof, Window, Ext Wall, etc.), Fire Sprinklers, HVAC Improvements, Media Center improvements Project Number: P.002004	662,000	662,000	-	75,644	12,332	574,024
Pinewood Elementary School						
School Choice Enhancement Project Number: P.001813	100,000	100,000	58,343	34,300	-	7,357
Building Envelope Improvements (Roof, Window, Ext Wall, etc.), Fire Sprinklers, HVAC Improvements, Media Center improvements Project Number: P.001949	732,000	732,000	17,933	20,545	48,169	645,353
Building Envelope Improvements (Roof, Window, Ext Wall, etc.), Fire Sprinklers, HVAC Improvements, Media Center improvements Project Number: P.001949	1,176,000	1,176,000	28,811	33,006	77,387	1,036,796

* Project expenditures include, but are not limited to, construction costs, design costs, permitting costs, advertising costs during the planning and procurement phase, equipment, work orders, and Program Management fees.

This is a budget and expenditure activity report, and is not a construction status report. The accompanying introduction and notes are an integral part of this report.



SMART Program Budget Activity Report

Financially Active Projects Detail Schedule

for Quarter Ended March 31, 2018



GOB Referendum Approved by Voters on 11/4/2014 - 40 Months Since Approval

School/ Project	Original Budget	Current Budget	Prior Year Expenditures	Commitments	Current Year Expenditures	Balance
Pioneer Middle School						
Building Envelope Improvements (Roof, Window, Ext Wall, etc.), Fire Sprinkler Protection. Upgrade lighting to T8 and Emergency Lighting, HVAC Improvements, Media Center improvements, Safety / Security Upgrade Project Number: P.001793	6,662,000	6,662,000	239,555	215,224	271,079	5,936,142
Building Envelope Improvements (Roof, Window, Ext Wall, etc.), Fire Sprinkler Protection. Upgrade lighting to T8 and Emergency Lighting, HVAC Improvements, Media Center improvements, Safety / Security Upgrade Project Number: P.001793	86,000	86,000	3,092	2,778	3,499	76,631
School Choice Enhancement Project Number: P.002006	100,000	100,000	-	51,272	47,544	1,184
Piper High School						
Building Envelope Improvements (Roof, Window, Ext Wall, etc.), Electrical Improvements, Fire Sprinklers, HVAC Improvements, Media Center improvements, Safety / Security Upgrade, Single Point of Entry, STEM Lab improvements Project Number: P.001744	13,675,000	13,675,000	1,032,731	218,616	176,745	12,246,908

* Project expenditures include, but are not limited to, construction costs, design costs, permitting costs, advertising costs during the planning and procurement phase, equipment, work orders, and Program Management fees.

This is a budget and expenditure activity report, and is not a construction status report. The accompanying introduction and notes are an integral part of this report.



SMART Program Budget Activity Report

Financially Active Projects Detail Schedule

for Quarter Ended March 31, 2018



GOB Referendum Approved by Voters on 11/4/2014 - 40 Months Since Approval

School/ Project	Original Budget	Current Budget	Prior Year Expenditures	Commitments	Current Year Expenditures	Balance
Piper High School						
Building Envelope Improvements (Roof, Window, Ext Wall, etc.), Electrical Improvements, Fire Sprinklers, HVAC Improvements, Media Center improvements, Safety / Security Upgrade, Single Point of Entry, STEM Lab improvements Project Number: P.001744	1,246,000	1,246,000	94,098	19,919	16,104	1,115,879
School Choice Enhancement Project Number: P.001772	100,000	100,000	15,096	3,869	74,713	6,322
Plantation High School						
Building Envelope Improvements (Roof, Window, Ext Wall, etc.), Fire Sprinklers, HVAC Improvements, Media Center improvements, Replace Building 2, Safety / Security Upgrade, STEM Lab improvements Project Number: P.001916	11,722,000	11,722,000	-	753,827	120,481	10,847,692
Building Envelope Improvements (Roof, Window, Ext Wall, etc.), Fire Sprinklers, HVAC Improvements, Media Center improvements, Replace Building 2, Safety / Security Upgrade, STEM Lab improvements Project Number: P.001916	1,192,000	1,192,000	-	76,656	12,252	1,103,092
Building Envelope Improvements (Roof, Window, Ext Wall, etc.), Fire Sprinklers, HVAC Improvements, Media Center improvements, Replace Building 2, Safety / Security Upgrade, STEM Lab improvements Project Number: P.001916	2,035,000	2,035,000	-	130,869	20,916	1,883,215

* Project expenditures include, but are not limited to, construction costs, design costs, permitting costs, advertising costs during the planning and procurement phase, equipment, work orders, and Program Management fees.

This is a budget and expenditure activity report, and is not a construction status report. The accompanying introduction and notes are an integral part of this report.



SMART Program Budget Activity Report

Financially Active Projects Detail Schedule

for Quarter Ended March 31, 2018



GOB Referendum Approved by Voters on 11/4/2014 - 40 Months Since Approval

School/ Project	Original Budget	Current Budget	Prior Year Expenditures	Commitments	Current Year Expenditures	Balance
Plantation Middle School						
Building Envelope Improvements (Roof, Window, Ext Wall, etc.), Electrical Improvements, Fire Sprinklers, HVAC Improvements, Media Center improvements Project Number: P.001729	585,000	585,000	25,732	12,288	29,901	517,079
Building Envelope Improvements (Roof, Window, Ext Wall, etc.), Electrical Improvements, Fire Sprinklers, HVAC Improvements, Media Center improvements Project Number: P.001729	2,863,000	2,863,000	125,935	60,139	146,334	2,530,592
Plantation Park Elementary School						
Music Instruments Project Number: 125185009	50,000	50,000	17,510	17,455	14,856	179
Pompano Beach Elementary School						
Building Envelope Improvements (Roof, Window, Ext Wall, etc.), Electrical Improvements, Fire Alarm, Fire Sprinklers, HVAC Improvements, Replacement of building 3 Project Number: P.001713	890,000	890,000	61,915	18,630	19,880	789,575
Building Envelope Improvements (Roof, Window, Ext Wall, etc.), Electrical Improvements, Fire Alarm, Fire Sprinklers, HVAC Improvements, Replacement of building 3 Project Number: P.001713	4,334,000	4,334,000	301,506	90,721	96,810	3,844,963
Pompano Beach High School						
Single Point of Entry Project Number: P.001869	270,000	270,000	8,596	86,475	240	174,689

* Project expenditures include, but are not limited to, construction costs, design costs, permitting costs, advertising costs during the planning and procurement phase, equipment, work orders, and Program Management fees.

This is a budget and expenditure activity report, and is not a construction status report. The accompanying introduction and notes are an integral part of this report.



SMART Program Budget Activity Report

Financially Active Projects Detail Schedule

for Quarter Ended March 31, 2018



GOB Referendum Approved by Voters on 11/4/2014 - 40 Months Since Approval

School/ Project	Original Budget	Current Budget	Prior Year Expenditures	Commitments	Current Year Expenditures	Balance
Pompano Beach High School						
Art Room Renovation and Equipment, Building Envelope Improvements (Roof, Window, Ext Wall, etc.), Conversion of Existing Space to Music and/or Art Lab(s), Fire Sprinklers, HVAC Improvements Project Number: p.002091	96,793	96,793	-	96,793	-	-
Art Room Renovation and Equipment, Building Envelope Improvements (Roof, Window, Ext Wall, etc.), Conversion of Existing Space to Music and/or Art Lab(s), Fire Sprinklers, HVAC Improvements Project Number: p.002091	47,337	47,337	-	47,337	-	-
Art Room Renovation and Equipment, Building Envelope Improvements (Roof, Window, Ext Wall, etc.), Conversion of Existing Space to Music and/or Art Lab(s), Fire Sprinklers, HVAC Improvements Project Number: p.002091	135,870	135,870	-	135,870	-	-
Pompano Beach Middle School						
Building Envelope Improvements (Roof, Window, Ext Wall, etc.), Fire Alarm, Fire Sprinklers, HVAC Improvements, Install new SBS Modified roof and accessories to replace roofing existing on Buildings 1, 2, 3, 5 and 8 including canopies, etc., Media Center i Project Number: P.001721	1,141,000	1,141,000	52,459	16,892	47,223	1,024,426

* Project expenditures include, but are not limited to, construction costs, design costs, permitting costs, advertising costs during the planning and procurement phase, equipment, work orders, and Program Management fees.

This is a budget and expenditure activity report, and is not a construction status report. The accompanying introduction and notes are an integral part of this report.



SMART Program Budget Activity Report

Financially Active Projects Detail Schedule

for Quarter Ended March 31, 2018



GOB Referendum Approved by Voters on 11/4/2014 - 40 Months Since Approval

School/ Project	Original Budget	Current Budget	Prior Year Expenditures	Commitments	Current Year Expenditures	Balance
Pompano Beach Middle School						
Building Envelope Improvements (Roof, Window, Ext Wall, etc.), Fire Alarm, Fire Sprinklers, HVAC Improvements, Install new SBS Modified roof and accessories to replace roofing existing on Buildings 1, 2, 3, 5 and 8 including canopies, etc., Media Center i Project Number: P.001721	6,943,000	6,943,000	319,212	102,786	287,352	6,233,650
Quiet Waters Elementary School						
Music Instruments Project Number: 312185009	50,000	50,000	-	17,844	25,006	7,150
Art Room Renovation and Equipment, Building Envelope Improvements (Roof, Window, Ext Wall, etc.), Conversion of Existing Space to Music and/or Art Lab(s), Fire Sprinklers, HVAC Improvements, Music Room Renovation Project Number: P.001754	540,000	540,000	42,735	8,260	7,416	481,589
Art Room Renovation and Equipment, Building Envelope Improvements (Roof, Window, Ext Wall, etc.), Conversion of Existing Space to Music and/or Art Lab(s), Fire Sprinklers, HVAC Improvements, Music Room Renovation Project Number: P.001754	737,000	737,000	58,325	11,274	10,121	657,280

* Project expenditures include, but are not limited to, construction costs, design costs, permitting costs, advertising costs during the planning and procurement phase, equipment, work orders, and Program Management fees.

This is a budget and expenditure activity report, and is not a construction status report. The accompanying introduction and notes are an integral part of this report.



SMART Program Budget Activity Report

Financially Active Projects Detail Schedule

for Quarter Ended March 31, 2018



GOB Referendum Approved by Voters on 11/4/2014 - 40 Months Since Approval

School/ Project	Original Budget	Current Budget	Prior Year Expenditures	Commitments	Current Year Expenditures	Balance
Quiet Waters Elementary School						
Art Room Renovation and Equipment, Building Envelope Improvements (Roof, Window, Ext Wall, etc.), Conversion of Existing Space to Music and/or Art Lab(s), Fire Sprinklers, HVAC Improvements, Music Room Renovation Project Number: P.001754	3,344,000	3,344,000	264,641	51,154	45,920	2,982,285
Ramblewood Elementary School						
Building Envelope Improvements (Roof, Window, Ext Wall, etc.), Fire Sprinklers, HVAC Improvements, Media Center improvements, PE/Athletic Improvements Project Number: P.001725	6,000	6,000	356	144	206	5,294
Building Envelope Improvements (Roof, Window, Ext Wall, etc.), Fire Sprinklers, HVAC Improvements, Media Center improvements, PE/Athletic Improvements Project Number: P.001725	2,152,000	2,152,000	127,587	51,501	73,968	1,898,944
Building Envelope Improvements (Roof, Window, Ext Wall, etc.), Fire Sprinklers, HVAC Improvements, Media Center improvements, PE/Athletic Improvements Project Number: P.001725	702,000	702,000	41,620	16,800	24,129	619,451

* Project expenditures include, but are not limited to, construction costs, design costs, permitting costs, advertising costs during the planning and procurement phase, equipment, work orders, and Program Management fees.

This is a budget and expenditure activity report, and is not a construction status report. The accompanying introduction and notes are an integral part of this report.



SMART Program Budget Activity Report

Financially Active Projects Detail Schedule

for Quarter Ended March 31, 2018



GOB Referendum Approved by Voters on 11/4/2014 - 40 Months Since Approval

School/ Project	Original Budget	Current Budget	Prior Year Expenditures	Commitments	Current Year Expenditures	Balance
Ramblewood Middle School						
Building Envelope Improvements (Roof, Window, Ext Wall, etc.), Electrical Improvements, Fire Sprinklers, HVAC Improvements, Media Center improvements, Safety / Security Upgrade Project Number: P.001867	3,287,000	3,287,000	18,539	127,191	146,503	2,994,767
Building Envelope Improvements (Roof, Window, Ext Wall, etc.), Electrical Improvements, Fire Sprinklers, HVAC Improvements, Media Center improvements, Safety / Security Upgrade Project Number: P.001867	1,257,000	1,257,000	7,090	48,640	56,025	1,145,245
School Choice Enhancement Project Number: P.001945	100,000	100,000	2,404	10,300	75,296	12,000
Rickards, James S. Middle School						
Building Envelope Improvements (Roof, Window, Ext Wall, etc.), Electrical Improvements, Fire Alarm, Fire Sprinklers, HVAC Improvements, Media Center improvements, Safety / Security Upgrade, Single Point of Entry Project Number: P.001743	815,000	815,000	78,079	14,736	22,810	699,375
Building Envelope Improvements (Roof, Window, Ext Wall, etc.), Electrical Improvements, Fire Alarm, Fire Sprinklers, HVAC Improvements, Media Center improvements, Safety / Security Upgrade, Single Point of Entry Project Number: P.001743	4,427,000	4,427,000	424,118	80,040	123,899	3,798,943
School Choice Enhancement Project Number: P.002031	100,000	100,000	-	52,631	42,547	4,822

* Project expenditures include, but are not limited to, construction costs, design costs, permitting costs, advertising costs during the planning and procurement phase, equipment, work orders, and Program Management fees.

This is a budget and expenditure activity report, and is not a construction status report. The accompanying introduction and notes are an integral part of this report.



SMART Program Budget Activity Report

Financially Active Projects Detail Schedule

for Quarter Ended March 31, 2018



GOB Referendum Approved by Voters on 11/4/2014 - 40 Months Since Approval

School/ Project	Original Budget	Current Budget	Prior Year Expenditures	Commitments	Current Year Expenditures	Balance
Riverglades Elementary School						
Building Envelope Improvements (Roof, Window, Ext Wall, etc.), Fire Alarm, Fire Sprinklers, HVAC Improvements Project Number: P.001866	1,593,000	1,593,000	9,013	76,908	77,716	1,429,363
Building Envelope Improvements (Roof, Window, Ext Wall, etc.), Fire Alarm, Fire Sprinklers, HVAC Improvements Project Number: P.001866	1,077,000	1,077,000	6,093	51,996	52,542	966,369
Riverland Elementary School						
Building Envelope Improvements (Roof, Window, Ext Wall, etc.), HVAC Improvements Project Number: P.001987	1,506,000	1,506,000	-	151,264	35,818	1,318,918
Riverside Elementary School						
Building Envelope Improvements (Roof, Window, Ext Wall, etc.), Fire Alarm, Fire Sprinklers, HVAC Improvements, Media Center improvements Project Number: P.002039	484,000	484,000	-	62,920	16	421,064
Building Envelope Improvements (Roof, Window, Ext Wall, etc.), Fire Alarm, Fire Sprinklers, HVAC Improvements, Media Center improvements Project Number: P.002039	1,016,000	1,016,000	-	132,080	34	883,886
Rock Island Elementary School						
Building Envelope Improvements (Roof, Window, Ext Wall, etc.), HVAC Improvements Project Number: P.001950	1,234,000	1,234,000	49,671	43,049	67,412	1,073,868

* Project expenditures include, but are not limited to, construction costs, design costs, permitting costs, advertising costs during the planning and procurement phase, equipment, work orders, and Program Management fees.

This is a budget and expenditure activity report, and is not a construction status report. The accompanying introduction and notes are an integral part of this report.



SMART Program Budget Activity Report

Financially Active Projects Detail Schedule

for Quarter Ended March 31, 2018



GOB Referendum Approved by Voters on 11/4/2014 - 40 Months Since Approval

School/ Project	Original Budget	Current Budget	Prior Year Expenditures	Commitments	Current Year Expenditures	Balance
Royal Palm Elementary School						
Music Instruments Project Number: 185185009	50,000	50,000	19,570	8,848	19,999	1,583
Single Point of Entry Project Number: P.001883	195,000	239,120	10,652	184,362	1,319	42,787
Building Envelope Improvements (Roof, Window, Ext Wall, etc.), Fire Alarm, Fire Sprinklers, HVAC Improvements, Media Center improvements Project Number: P.001896	2,581,000	2,581,000	14,550	119,109	106,576	2,340,765
Building Envelope Improvements (Roof, Window, Ext Wall, etc.), Fire Alarm, Fire Sprinklers, HVAC Improvements, Media Center improvements Project Number: P.001896	1,052,000	1,052,000	5,930	48,549	43,440	954,081
Sandpiper Elementary School						
Music Instruments Project Number: 306185009	50,000	50,000	20,995	7,631	20,818	556
School Choice Enhancement Project Number: P.001707	100,000	100,000	1,680	84,361	13,329	630
Fire Alarm, HVAC Improvements Project Number: P.001924	150,000	150,000	3,675	4,334	9,621	132,370
Fire Alarm, HVAC Improvements Project Number: P.001924	319,000	319,000	7,815	9,217	20,461	281,507
Sawgrass Springs Middle School						
ADA Restroom, Building Envelope Improvements (Roof, Window, Ext Wall, etc.), Fire Alarm, Fire Sprinklers, HVAC Improvements, Single Point of Entry Project Number: P.001841	437,975	437,975	10,740	12,643	19,112	395,480

* Project expenditures include, but are not limited to, construction costs, design costs, permitting costs, advertising costs during the planning and procurement phase, equipment, work orders, and Program Management fees.

This is a budget and expenditure activity report, and is not a construction status report. The accompanying introduction and notes are an integral part of this report.



SMART Program Budget Activity Report

Financially Active Projects Detail Schedule for Quarter Ended March 31, 2018



GOB Referendum Approved by Voters on 11/4/2014 - 40 Months Since Approval

School/ Project	Original Budget	Current Budget	Prior Year Expenditures	Commitments	Current Year Expenditures	Balance
Sawgrass Springs Middle School						
ADA Restroom, Building Envelope Improvements (Roof, Window, Ext Wall, etc.), Fire Alarm, Fire Sprinklers, HVAC Improvements, Single Point of Entry Project Number: P.001841	666,000	666,000	16,332	19,226	29,063	601,379
ADA Restroom, Building Envelope Improvements (Roof, Window, Ext Wall, etc.), Fire Alarm, Fire Sprinklers, HVAC Improvements, Single Point of Entry Project Number: P.001841	5,453,000	5,453,000	133,718	157,417	237,958	4,923,907
Sea Castle Elementary School						
ADA Stage Lift, Building Envelope Improvements (Roof, Window, Ext Wall, etc.), Fire Alarm, HVAC Improvements Project Number: P.001632	118,975	118,975	24,217	3,484	2,087	89,187
ADA Stage Lift, Building Envelope Improvements (Roof, Window, Ext Wall, etc.), Fire Alarm, HVAC Improvements Project Number: P.001632	252,000	252,000	51,293	7,379	4,419	188,909
ADA Stage Lift, Building Envelope Improvements (Roof, Window, Ext Wall, etc.), Fire Alarm, HVAC Improvements Project Number: P.001632	2,440,000	2,440,000	496,648	71,445	42,791	1,829,116
School Choice Enhancement Project Number: P.001799	100,000	100,000	23,707	1,064	75,037	192
Seagull Alternative High School						
School Choice Enhancement Project Number: P.001704	100,000	100,000	43,902	39,035	-	17,063

* Project expenditures include, but are not limited to, construction costs, design costs, permitting costs, advertising costs during the planning and procurement phase, equipment, work orders, and Program Management fees.

This is a budget and expenditure activity report, and is not a construction status report.
The accompanying introduction and notes are an integral part of this report.



SMART Program Budget Activity Report

Financially Active Projects Detail Schedule

for Quarter Ended March 31, 2018



GOB Referendum Approved by Voters on 11/4/2014 - 40 Months Since Approval

School/ Project	Original Budget	Current Budget	Prior Year Expenditures	Commitments	Current Year Expenditures	Balance
Seagull Alternative High School						
Building Envelope Improvements (Roof, Window, Ext Wall, etc.), Fire Alarm, Fire Sprinklers, HVAC Improvements Project Number: P.001951	680,000	680,000	14,407	18,091	51,987	595,515
Building Envelope Improvements (Roof, Window, Ext Wall, etc.), Fire Alarm, Fire Sprinklers, HVAC Improvements Project Number: P.001951	644,000	644,000	13,644	17,133	49,235	563,988
Seminole Middle School						
Single Point of Entry Project Number: P.001828	233,000	233,000	11,853	96,836	26,058	98,253
Building Envelope Improvements (Roof, Window, Ext Wall, etc.), Fire Alarm, Fire Sprinklers, HVAC Improvements, Media Center improvements Project Number: P.002047	1,562,000	1,562,000	-	-	17	1,561,983
Building Envelope Improvements (Roof, Window, Ext Wall, etc.), Fire Alarm, Fire Sprinklers, HVAC Improvements, Media Center improvements Project Number: P.002047	3,057,000	3,057,000	-	-	34	3,056,966
Sheridan Hills Elementary School						
Building Envelope Improvements (Roof, Window, Ext Wall, etc.), Electrical Improvements, Fire Alarm, Fire Sprinklers, HVAC Improvements, Media Center improvements, Safety / Security Upgrade, Safety / Ventilation, Single Point of Entry Project Number: P.001636	73,764	73,764	4,397	2,997	1,392	64,978

* Project expenditures include, but are not limited to, construction costs, design costs, permitting costs, advertising costs during the planning and procurement phase, equipment, work orders, and Program Management fees.

This is a budget and expenditure activity report, and is not a construction status report. The accompanying introduction and notes are an integral part of this report.



SMART Program Budget Activity Report

Financially Active Projects Detail Schedule

for Quarter Ended March 31, 2018



GOB Referendum Approved by Voters on 11/4/2014 - 40 Months Since Approval

School/ Project	Original Budget	Current Budget	Prior Year Expenditures	Commitments	Current Year Expenditures	Balance
Sheridan Hills Elementary School						
Building Envelope Improvements (Roof, Window, Ext Wall, etc.), Electrical Improvements, Fire Alarm, Fire Sprinklers, HVAC Improvements, Media Center improvements, Safety / Security Upgrade, Safety / Ventilation, Single Point of Entry Project Number: P.001636	567,000	567,000	33,798	23,038	10,698	499,466
Building Envelope Improvements (Roof, Window, Ext Wall, etc.), Electrical Improvements, Fire Alarm, Fire Sprinklers, HVAC Improvements, Media Center improvements, Safety / Security Upgrade, Safety / Ventilation, Single Point of Entry Project Number: P.001636	2,651,000	2,651,000	158,019	107,715	50,020	2,335,246
School Choice Enhancement Project Number: P.001840	100,000	100,000	38,144	237	45,384	16,235
Sheridan Park Elementary School						
Building Envelope Improvements (Roof, Window, Ext Wall, etc.), Electrical Improvements, Fire Alarm, HVAC Improvements, Media Center improvements, Safety / Security Upgrade Project Number: p.002071	35,580	35,580	-	35,580	-	-
Building Envelope Improvements (Roof, Window, Ext Wall, etc.), Electrical Improvements, Fire Alarm, HVAC Improvements, Media Center improvements, Safety / Security Upgrade Project Number: p.002071	266,420	266,420	-	266,420	-	-

* Project expenditures include, but are not limited to, construction costs, design costs, permitting costs, advertising costs during the planning and procurement phase, equipment, work orders, and Program Management fees.

This is a budget and expenditure activity report, and is not a construction status report. The accompanying introduction and notes are an integral part of this report.



SMART Program Budget Activity Report

Financially Active Projects Detail Schedule for Quarter Ended March 31, 2018



GOB Referendum Approved by Voters on 11/4/2014 - 40 Months Since Approval

School/ Project	Original Budget	Current Budget	Prior Year Expenditures	Commitments	Current Year Expenditures	Balance
Sheridan Technical Center						
Building Envelope Improvements (Roof, Window, Ext Wall, etc.), Electrical Improvements, Fire Alarm, Fire Sprinklers, HVAC Improvements, Media Center improvements Project Number: p.002060	58,317	58,317	-	52,716	-	5,601
Building Envelope Improvements (Roof, Window, Ext Wall, etc.), Electrical Improvements, Fire Alarm, Fire Sprinklers, HVAC Improvements, Media Center improvements Project Number: p.002060	649,683	649,683	-	587,284	-	62,399
Silver Lakes Elementary School						
Music Instruments Project Number: 337185009	50,000	50,000	1,208	14,897	33,291	604
Building Envelope Improvements (Roof, Window, Ext Wall, etc.), HVAC Improvements Project Number: P.002009	744,000	744,000	4,178	25,038	46,776	668,008
Silver Ridge Elementary School						
Building Envelope Improvements (Roof, Window, Ext Wall, etc.), HVAC Improvements Project Number: P.001984	1,958,000	1,958,000	10,995	129,767	58,534	1,758,704
Silver Shores Elementary School						
School Choice Enhancement Project Number: P.001706	100,000	100,000	12,992	63,417	10,076	13,515
Building Envelope Improvements (Roof, Window, Ext Wall, etc.), HVAC Improvements Project Number: P.001906	1,034,000	1,034,000	5,807	32,813	51,529	943,851

* Project expenditures include, but are not limited to, construction costs, design costs, permitting costs, advertising costs during the planning and procurement phase, equipment, work orders, and Program Management fees.

This is a budget and expenditure activity report, and is not a construction status report.
The accompanying introduction and notes are an integral part of this report.



SMART Program Budget Activity Report

Financially Active Projects Detail Schedule

for Quarter Ended March 31, 2018



GOB Referendum Approved by Voters on 11/4/2014 - 40 Months Since Approval

School/ Project	Original Budget	Current Budget	Prior Year Expenditures	Commitments	Current Year Expenditures	Balance
Silver Trail Middle School						
HVAC Improvements, Re-roofing of existing Buildings #1 and #2 etc. Project Number: P.001406	5,027,000	5,027,000	693,650	92,398	94,375	4,146,577
School Choice Enhancement Project Number: P.001795	100,000	100,000	64,999	35,001	-	-
South Broward High School						
ADA renovations related to educational adequacy, Building Envelope Improvements (Roof, Window, Ext Wall, etc.), Electrical Improvements, Fire Sprinklers, HVAC Improvements, Safety / Security Upgrade, Single Point of Entry, STEM Lab improvements Project Number: P.001838	560,000	560,000	6,775	19,822	22,435	510,968
ADA renovations related to educational adequacy, Building Envelope Improvements (Roof, Window, Ext Wall, etc.), Electrical Improvements, Fire Sprinklers, HVAC Improvements, Safety / Security Upgrade, Single Point of Entry, STEM Lab improvements Project Number: P.001838	5,392,000	5,392,000	65,229	190,860	216,022	4,919,889
School Choice Enhancement Project Number: P.001991	100,000	100,000	-	57,512	10,120	32,368
South Plantation High School						
Single Point of Entry Project Number: P.001871	540,000	540,000	13,455	23,527	21,770	481,248

* Project expenditures include, but are not limited to, construction costs, design costs, permitting costs, advertising costs during the planning and procurement phase, equipment, work orders, and Program Management fees.

This is a budget and expenditure activity report, and is not a construction status report. The accompanying introduction and notes are an integral part of this report.



SMART Program Budget Activity Report

Financially Active Projects Detail Schedule

for Quarter Ended March 31, 2018



GOB Referendum Approved by Voters on 11/4/2014 - 40 Months Since Approval

School/ Project	Original Budget	Current Budget	Prior Year Expenditures	Commitments	Current Year Expenditures	Balance
Stephen Foster Elementary School						
Building Envelope Improvements (Roof, Window, Ext Wall, etc.), Fire Alarm, HVAC Improvements, Media Center improvements Project Number: p.002067	29,538	29,538	-	29,538	-	-
Building Envelope Improvements (Roof, Window, Ext Wall, etc.), Fire Alarm, HVAC Improvements, Media Center improvements Project Number: p.002067	205,462	205,462	-	205,462	-	-
Stirling Elementary School						
Building Envelope Improvements (Roof, Window, Ext Wall, etc.), HVAC Improvements Project Number: P.001905	2,221,000	2,221,000	12,472	59,882	112,143	2,036,503
Stoneman Douglas High School						
Art Room Renovation and Equipment, Building Envelope Improvements (Roof, Window, Ext Wall, etc.), HVAC Improvements, Install Fire Alarm, Music Room Renovation Project Number: P.000817	907,805	907,805	26,039	-	12,413	869,353
Stranahan High School						
Electrical Improvements, Fire Alarm, Fire Sprinklers, HVAC Improvements, Media Center improvements, Replace non ADA compliant concrete ramps and install aluminum canopies, Roof and loggias replacement, Single Point of Entry, STEM Lab improvements Project Number: P.001683	2,376,000	2,376,000	145,120	125,771	65,901	2,039,208

* Project expenditures include, but are not limited to, construction costs, design costs, permitting costs, advertising costs during the planning and procurement phase, equipment, work orders, and Program Management fees.

This is a budget and expenditure activity report, and is not a construction status report. The accompanying introduction and notes are an integral part of this report.



SMART Program Budget Activity Report

Financially Active Projects Detail Schedule

for Quarter Ended March 31, 2018



GOB Referendum Approved by Voters on 11/4/2014 - 40 Months Since Approval

School/ Project	Original Budget	Current Budget	Prior Year Expenditures	Commitments	Current Year Expenditures	Balance
Stranahan High School						
Electrical Improvements, Fire Alarm, Fire Sprinklers, HVAC Improvements, Media Center improvements, Replace non ADA compliant concrete ramps and install aluminum canopies, Roof and loggias replacement, Single Point of Entry, STEM Lab improvements Project Number: P.001683	14,000,000	14,000,000	855,089	741,077	388,309	12,015,525
School Choice Enhancement Project Number: P.001700	100,000	100,000	36,870	12,086	34,701	16,343
Sunland Park Academy						
Building Envelope Improvements (Roof, Window, Ext Wall, etc.), Fire Alarm Project Number: P.001939	294,000	294,000	7,203	7,675	20,726	258,396
Building Envelope Improvements (Roof, Window, Ext Wall, etc.), Fire Alarm Project Number: P.001939	204,000	204,000	4,998	5,325	14,382	179,295
Sunrise Middle School						
Building Envelope Improvements (Roof, Window, Ext Wall, etc.), Electrical Improvements, Fire Sprinklers, HVAC Improvements, Safety / Security Upgrade Project Number: P.001819	93,000	93,000	2,767	2,450	4,602	83,181
Building Envelope Improvements (Roof, Window, Ext Wall, etc.), Electrical Improvements, Fire Sprinklers, HVAC Improvements, Safety / Security Upgrade Project Number: P.001819	2,613,000	2,613,000	77,736	68,836	129,300	2,337,128

* Project expenditures include, but are not limited to, construction costs, design costs, permitting costs, advertising costs during the planning and procurement phase, equipment, work orders, and Program Management fees.

This is a budget and expenditure activity report, and is not a construction status report. The accompanying introduction and notes are an integral part of this report.



SMART Program Budget Activity Report

Financially Active Projects Detail Schedule

for Quarter Ended March 31, 2018



GOB Referendum Approved by Voters on 11/4/2014 - 40 Months Since Approval

School/ Project	Original Budget	Current Budget	Prior Year Expenditures	Commitments	Current Year Expenditures	Balance
Sunrise Middle School						
Single Point of Entry Project Number: P.001834	233,000	233,000	12,256	159,155	6,226	55,363
School Choice Enhancement Project Number: P.001918	100,000	100,000	1,265	36,402	33,037	29,296
Sunset Lakes Elementary School						
School Choice Enhancement Project Number: P.001718	100,000	100,000	-	99,992	-	8
Building Envelope Improvements (Roof, Window, Ext Wall, etc.), HVAC Improvements Project Number: P.001971	1,211,000	1,211,000	6,827	82,153	43,390	1,078,630
Tamarac Elementary School						
Building Envelope Improvements (Roof, Window, Ext Wall, etc.), Fire Sprinklers, HVAC Improvements Project Number: P.001724	854,000	854,000	52,987	27,803	27,070	746,140
Building Envelope Improvements (Roof, Window, Ext Wall, etc.), Fire Sprinklers, HVAC Improvements Project Number: P.001724	2,337,000	2,337,000	145,000	76,083	74,077	2,041,840
School Choice Enhancement Project Number: P.001761	100,000	100,000	51,371	-	6,000	42,629
Media Center improvements Project Number: P.002049	295,000	295,000	-	10,352	14,186	270,462
Taravella, J.P. High School						
Single Point of Entry Project Number: P.001860	540,000	540,000	22,010	14,499	3,370	500,121

* Project expenditures include, but are not limited to, construction costs, design costs, permitting costs, advertising costs during the planning and procurement phase, equipment, work orders, and Program Management fees.

This is a budget and expenditure activity report, and is not a construction status report.
The accompanying introduction and notes are an integral part of this report.



SMART Program Budget Activity Report

Financially Active Projects Detail Schedule

for Quarter Ended March 31, 2018



GOB Referendum Approved by Voters on 11/4/2014 - 40 Months Since Approval

School/ Project	Original Budget	Current Budget	Prior Year Expenditures	Commitments	Current Year Expenditures	Balance
Taravella, J.P. High School						
Building Envelope Improvements (Roof, Window, Ext Wall, etc.), Fire Sprinklers, HVAC Improvements, Media Center improvements, Safety / Security Upgrade, STEM Lab improvements Project Number: P.001942	2,301,000	2,301,000	-	149,734	19,230	2,132,036
Building Envelope Improvements (Roof, Window, Ext Wall, etc.), Fire Sprinklers, HVAC Improvements, Media Center improvements, Safety / Security Upgrade, STEM Lab improvements Project Number: P.001942	8,689,000	8,689,000	-	565,422	72,616	8,050,962
Track Resurfacing Project Number: p.002106	300,000	300,000	28,149	162,400	-	109,451
Technology and Support Services Center (TSSC)						
Technology and Support Services Infrastructure Project Number: 985885005	11,000,000	11,000,000	6,638,880	90,719	1,371,948	2,898,453
Tedder Elementary School						
School Choice Enhancement Project Number: P.001781	100,000	100,000	33,384	66,289	-	327
Building Envelope Improvements (Roof, Window, Ext Wall, etc.), Fire Alarm, Fire Sprinklers, HVAC Improvements, PE/Athletic Improvements Project Number: P.001808	14,000	14,000	465	403	608	12,524

* Project expenditures include, but are not limited to, construction costs, design costs, permitting costs, advertising costs during the planning and procurement phase, equipment, work orders, and Program Management fees.

This is a budget and expenditure activity report, and is not a construction status report. The accompanying introduction and notes are an integral part of this report.



SMART Program Budget Activity Report

Financially Active Projects Detail Schedule

for Quarter Ended March 31, 2018



GOB Referendum Approved by Voters on 11/4/2014 - 40 Months Since Approval

School/ Project	Original Budget	Current Budget	Prior Year Expenditures	Commitments	Current Year Expenditures	Balance
Tedder Elementary School						
Building Envelope Improvements (Roof, Window, Ext Wall, etc.), Fire Alarm, Fire Sprinklers, HVAC Improvements, PE/Athletic Improvements Project Number: P.001808	509,000	509,000	16,892	14,657	22,096	455,355
Building Envelope Improvements (Roof, Window, Ext Wall, etc.), Fire Alarm, Fire Sprinklers, HVAC Improvements, PE/Athletic Improvements Project Number: P.001808	2,665,000	2,665,000	88,444	76,740	115,691	2,384,125
Tequesta Trace Middle School						
Single Point of Entry Project Number: P.001852	233,000	233,000	16,004	45,344	98,903	72,749
Building Envelope Improvements (Roof, Window, Ext Wall, etc.), Electrical Improvements, Fire Alarm, Fire Sprinklers, HVAC Improvements Project Number: P.002042	477,000	477,000	12	42,613	12	434,363
Building Envelope Improvements (Roof, Window, Ext Wall, etc.), Electrical Improvements, Fire Alarm, Fire Sprinklers, HVAC Improvements Project Number: P.002042	2,814,000	2,814,000	72	251,388	76	2,562,464
The Quest Center						
Music Instruments Project Number: 102185009	50,000	50,000	-	27,736	21,046	1,218
Electrical Improvements, Fire Alarm, HVAC Improvements, Safety / Security Upgrade Project Number: P.001892	461,000	461,000	6,014	15,226	29,872	409,888

* Project expenditures include, but are not limited to, construction costs, design costs, permitting costs, advertising costs during the planning and procurement phase, equipment, work orders, and Program Management fees.

This is a budget and expenditure activity report, and is not a construction status report. The accompanying introduction and notes are an integral part of this report.



SMART Program Budget Activity Report

Financially Active Projects Detail Schedule

for Quarter Ended March 31, 2018



GOB Referendum Approved by Voters on 11/4/2014 - 40 Months Since Approval

School/ Project	Original Budget	Current Budget	Prior Year Expenditures	Commitments	Current Year Expenditures	Balance
The Quest Center						
Electrical Improvements, Fire Alarm, HVAC Improvements, Safety / Security Upgrade Project Number: P.001892	1,227,000	1,227,000	16,005	40,525	79,508	1,090,962
School Choice Enhancement Project Number: P.001908	100,000	100,000	-	45,388	33,808	20,804
Tradewinds Elementary School						
Music Instruments Project Number: 348185009	50,000	50,000	-	21,895	27,385	720
Single Point of Entry Project Number: P.001829	195,000	381,560	15,137	299,760	19,139	47,524
Tropical Elementary School						
Building Envelope Improvements (Roof, Window, Ext Wall, etc.), Conversion of Existing Space to Music and/or Art Lab(s), Fire Alarm, Fire Sprinklers, HVAC Improvements, Media Center improvements Project Number: p.001904	169,000	169,000	527	9,644	8,333	150,496
Building Envelope Improvements (Roof, Window, Ext Wall, etc.), Conversion of Existing Space to Music and/or Art Lab(s), Fire Alarm, Fire Sprinklers, HVAC Improvements, Media Center improvements Project Number: P.001904	285,000	285,000	888	16,263	14,053	253,796

* Project expenditures include, but are not limited to, construction costs, design costs, permitting costs, advertising costs during the planning and procurement phase, equipment, work orders, and Program Management fees.

This is a budget and expenditure activity report, and is not a construction status report. The accompanying introduction and notes are an integral part of this report.



SMART Program Budget Activity Report

Financially Active Projects Detail Schedule

for Quarter Ended March 31, 2018



GOB Referendum Approved by Voters on 11/4/2014 - 40 Months Since Approval

School/ Project	Original Budget	Current Budget	Prior Year Expenditures	Commitments	Current Year Expenditures	Balance
Tropical Elementary School						
Building Envelope Improvements (Roof, Window, Ext Wall, etc.), Conversion of Existing Space to Music and/or Art Lab(s), Fire Alarm, Fire Sprinklers, HVAC Improvements, Media Center improvements Project Number: p.001904	458,000	458,000	1,426	26,135	22,583	407,856
Village Elementary School						
Single Point of Entry Project Number: P.001835	195,000	195,000	17,313	19,337	127,638	30,712
Fire Alarm, Fire Sprinklers, HVAC Improvements, Media Center improvements Project Number: P.001952	597,000	597,000	14,626	17,934	44,718	519,722
Fire Alarm, Fire Sprinklers, HVAC Improvements, Media Center improvements Project Number: P.001952	406,000	406,000	9,946	12,196	30,411	353,447
Walker Elementary School						
Building Envelope Improvements (Roof, Window, Ext Wall, etc.), Fire Alarm, HVAC Improvements Project Number: P.001938	294,000	294,000	7,203	5,439	18,755	262,603
Building Envelope Improvements (Roof, Window, Ext Wall, etc.), Fire Alarm, HVAC Improvements Project Number: P.001938	1,297,000	1,297,000	31,774	23,994	82,741	1,158,491
Welleby Elementary School						
Music Instruments Project Number: 288185009	50,000	50,000	19,354	12,382	18,136	128
West Broward High School						
School Choice Enhancement Project Number: P.001717	100,000	100,000	48,687	-	45,627	5,686

* Project expenditures include, but are not limited to, construction costs, design costs, permitting costs, advertising costs during the planning and procurement phase, equipment, work orders, and Program Management fees.

This is a budget and expenditure activity report, and is not a construction status report. The accompanying introduction and notes are an integral part of this report.



SMART Program Budget Activity Report

Financially Active Projects Detail Schedule

for Quarter Ended March 31, 2018



GOB Referendum Approved by Voters on 11/4/2014 - 40 Months Since Approval

School/ Project	Original Budget	Current Budget	Prior Year Expenditures	Commitments	Current Year Expenditures	Balance
West Broward High School						
	300,000	300,000	-	-	72,101	227,899
Project Number: P.002034						
West Hollywood Elementary School						
Building Envelope Improvements (Roof, Window, Ext Wall, etc.), Fire Alarm, HVAC Improvements	294,000	294,000	10,686	8,132	12,273	262,909
Project Number: P.001794						
Building Envelope Improvements (Roof, Window, Ext Wall, etc.), Fire Alarm, HVAC Improvements	2,385,000	2,385,000	86,686	65,972	99,562	2,132,780
Project Number: P.001794						
School Choice Enhancement	100,000	100,000	67,635	8,052	12,313	12,000
Project Number: P.001809						
Westchester Elementary School						
School Choice Enhancement	100,000	100,000	-	94,519	-	5,481
Project Number: P.001705						
ADA Restrooms, Replace Fire Alarm, Drainage Improvements, Building Envelope Improvements (Roof, Window, Ext Wall, etc.), Electrical Improvements, Fire Sprinklers, HVAC Improvements, Media Center improvements	976,000	976,000	65,175	41,508	28,350	840,967
Project Number: P.001823						
ADA Restrooms, Replace Fire Alarm, Drainage Improvements, Building Envelope Improvements (Roof, Window, Ext Wall, etc.), Electrical Improvements, Fire Sprinklers, HVAC Improvements, Media Center improvements	1,797,142	1,797,142	120,008	76,433	52,200	1,548,501
Project Number: P.001823						

* Project expenditures include, but are not limited to, construction costs, design costs, permitting costs, advertising costs during the planning and procurement phase, equipment, work orders, and Program Management fees.

This is a budget and expenditure activity report, and is not a construction status report.
The accompanying introduction and notes are an integral part of this report.



SMART Program Budget Activity Report

Financially Active Projects Detail Schedule

for Quarter Ended March 31, 2018



GOB Referendum Approved by Voters on 11/4/2014 - 40 Months Since Approval

School/ Project	Original Budget	Current Budget	Prior Year Expenditures	Commitments	Current Year Expenditures	Balance
Westchester Elementary School						
ADA Restrooms, Replace Fire Alarm, Drainage Improvements, Building Envelope Improvements (Roof, Window, Ext Wall, etc.), Electrical Improvements, Fire Sprinklers, HVAC Improvements, Media Center improvements Project Number: P.001823	772,000	772,000	51,552	32,833	22,424	665,191
Western High School						
Building Envelope Improvements (Roof, Window, Ext Wall, etc.), Electrical Improvements, HVAC Improvements, Media Center improvements, Safety / Security Upgrade, STEM Lab improvements Project Number: P.001967	92,000	92,000	-	6,742	1,749	83,509
Building Envelope Improvements (Roof, Window, Ext Wall, etc.), Electrical Improvements, HVAC Improvements, Media Center improvements, Safety / Security Upgrade, STEM Lab improvements Project Number: P.001967	4,134,000	4,134,000	-	302,968	78,597	3,752,435
Westpine Middle School						
Single Point of Entry Project Number: P.001872	233,000	233,000	15,308	172,071	4,554	41,067
Building Envelope Improvements (Roof, Window, Ext Wall, etc.), Fire Sprinklers, HVAC Improvements Project Number: P.002043	15,000	15,000	-	1,379	1	13,620

* Project expenditures include, but are not limited to, construction costs, design costs, permitting costs, advertising costs during the planning and procurement phase, equipment, work orders, and Program Management fees.

This is a budget and expenditure activity report, and is not a construction status report. The accompanying introduction and notes are an integral part of this report.



SMART Program Budget Activity Report

Financially Active Projects Detail Schedule

for Quarter Ended March 31, 2018



GOB Referendum Approved by Voters on 11/4/2014 - 40 Months Since Approval

School/ Project	Original Budget	Current Budget	Prior Year Expenditures	Commitments	Current Year Expenditures	Balance
Westpine Middle School						
Building Envelope Improvements (Roof, Window, Ext Wall, etc.), Fire Sprinklers, HVAC Improvements Project Number: P.002043	2,270,000	2,270,000	-	208,621	88	2,061,291
Westwood Heights Elementary School						
School Choice Enhancement Project Number: P.001782	100,000	100,000	63,532	25,309	10,596	563
Building Envelope Improvements (Roof, Window, Ext Wall, etc.), HVAC Improvements, Media Center improvements Project Number: P.001993	1,720,000	1,720,000	9,659	93,014	72,960	1,544,367
Whiddon-Rogers Education Center						
Building Envelope Improvements (Roof, Window, Ext Wall, etc.), Fire Alarm, HVAC Improvements, Media Center improvements, Replacement of building 10, Replacement of building 11, Replacement of building 12, Replacement of building 13 Project Number: P.001711	462,000	462,000	16,708	15,004	19,541	410,747
Building Envelope Improvements (Roof, Window, Ext Wall, etc.), Fire Alarm, HVAC Improvements, Media Center improvements, Replacement of building 10, Replacement of building 11, Replacement of building 12, Replacement of building 13 Project Number: P.001711	4,864,000	4,864,000	175,900	157,965	205,727	4,324,408
Whispering Pines Education Center						
Single Point of Entry Project Number: P.001857	270,000	270,000	19,164	95,210	98,639	56,987

* Project expenditures include, but are not limited to, construction costs, design costs, permitting costs, advertising costs during the planning and procurement phase, equipment, work orders, and Program Management fees.

This is a budget and expenditure activity report, and is not a construction status report. The accompanying introduction and notes are an integral part of this report.



SMART Program Budget Activity Report

Financially Active Projects Detail Schedule

for Quarter Ended March 31, 2018



GOB Referendum Approved by Voters on 11/4/2014 - 40 Months Since Approval

School/ Project	Original Budget	Current Budget	Prior Year Expenditures	Commitments	Current Year Expenditures	Balance
Whispering Pines Education Center						
Building Envelope Improvements (Roof, Window, Ext Wall, etc.), Fire Alarm, Fire Sprinklers, HVAC Improvements Project Number: p.002089	183,619	183,619	-	183,619	-	-
Building Envelope Improvements (Roof, Window, Ext Wall, etc.), Fire Alarm, Fire Sprinklers, HVAC Improvements Project Number: p.002089	53,381	53,381	-	53,381	-	-
Wilton Manors Elementary School						
Music Instruments Project Number: 019185009	50,000	50,000	22,501	22,850	1,767	2,882
Building Envelope Improvements (Roof, Window, Ext Wall, etc.), Fire Alarm, HVAC Improvements Project Number: P.001917	3,186,000	3,186,000	-	238,284	50,847	2,896,869
Building Envelope Improvements (Roof, Window, Ext Wall, etc.), Fire Alarm, HVAC Improvements Project Number: P.001917	252,000	252,000	-	18,847	4,022	229,131
Wingate Oaks Center						
Building Envelope Improvements (Roof, Window, Ext Wall, etc.), Fire Alarm, Media Center improvements, Replacement of HVAC equipment in buildings 1,2,4,5. Project Number: P.001741	2,138,000	2,138,000	184,502	50,230	84,735	1,818,533

* Project expenditures include, but are not limited to, construction costs, design costs, permitting costs, advertising costs during the planning and procurement phase, equipment, work orders, and Program Management fees.

This is a budget and expenditure activity report, and is not a construction status report. The accompanying introduction and notes are an integral part of this report.



SMART Program Budget Activity Report

Financially Active Projects Detail Schedule

for Quarter Ended March 31, 2018



GOB Referendum Approved by Voters on 11/4/2014 - 40 Months Since Approval

School/ Project	Original Budget	Current Budget	Prior Year Expenditures	Commitments	Current Year Expenditures	Balance
Wingate Oaks Center						
Building Envelope Improvements (Roof, Window, Ext Wall, etc.), Fire Alarm, Media Center improvements, Replacement of HVAC equipment in buildings 1,2,4,5. Project Number: P.001741	420,000	420,000	36,245	9,868	16,646	357,241
School Choice Enhancement Project Number: P.001929	100,000	100,000	7,570	-	2,127	90,303
Winston Park Elementary School						
Art Room Renovation and Equipment, Building Envelope Improvements (Roof, Window, Ext Wall, etc.), Conversion of Existing Space to Music and/or Art Lab(s), Fire Sprinklers, HVAC Improvements, Music Room Renovation Project Number: P.001981	289,000	289,000	-	26,194	17,115	245,691
Art Room Renovation and Equipment, Building Envelope Improvements (Roof, Window, Ext Wall, etc.), Conversion of Existing Space to Music and/or Art Lab(s), Fire Sprinklers, HVAC Improvements, Music Room Renovation Project Number: P.001981	1,852,000	1,852,000	57,820	167,861	109,680	1,516,639

* Project expenditures include, but are not limited to, construction costs, design costs, permitting costs, advertising costs during the planning and procurement phase, equipment, work orders, and Program Management fees.

This is a budget and expenditure activity report, and is not a construction status report. The accompanying introduction and notes are an integral part of this report.



SMART Program Budget Activity Report

Financially Active Projects Detail Schedule

for Quarter Ended March 31, 2018



GOB Referendum Approved by Voters on 11/4/2014 - 40 Months Since Approval

School/ Project	Original Budget	Current Budget	Prior Year Expenditures	Commitments	Current Year Expenditures	Balance
Winston Park Elementary School						
Art Room Renovation and Equipment, Building Envelope Improvements (Roof, Window, Ext Wall, etc.), Conversion of Existing Space to Music and/or Art Lab(s), Fire Sprinklers, HVAC Improvements, Music Room Renovation Project Number: P.001981	540,000	540,000	-	48,944	31,979	459,077
Young, Virginia Shuman Elementary School						
Building Envelope Improvements (Roof, Window, Ext Wall, etc.), Fire Alarm, HVAC Improvements Project Number: P.002000	1,405,000	1,405,000	-	146,082	55	1,258,863
Building Envelope Improvements (Roof, Window, Ext Wall, etc.), Fire Alarm, HVAC Improvements Project Number: P.002000	319,000	319,000	-	33,167	12	285,821
Young, Walter C. Middle School						
Building Envelope Improvements (Roof, Window, Ext Wall, etc.), HVAC Improvements, Media Center improvements, Replacement of building 1 Project Number: P.002010	9,213,000	9,213,000	51,735	705,174	105,051	8,351,040

* Project expenditures include, but are not limited to, construction costs, design costs, permitting costs, advertising costs during the planning and procurement phase, equipment, work orders, and Program Management fees.

This is a budget and expenditure activity report, and is not a construction status report. The accompanying introduction and notes are an integral part of this report.



SMART Program Budget Activity Report

Financially Active Projects Detail Schedule

for Quarter Ended December 31, 2017



GOB Referendum Approved by Voters on 11/4/20146 - 37 Months Since Approval

	Original Budget	Current Budget	Prior Year Expenditures	Commitments	Current Year Expenditures	Balance
Projects Totals	\$687,531,013	\$691,271,875	\$31,400,431	\$53,511,375	\$26,083,267	\$580,276,802
(Less) DEFP	\$14,896,778	\$14,896,778	\$535,550	\$2,394,764	\$297,567	\$11,668,897
SMART	\$672,634,235	\$676,375,097	\$30,864,881	\$51,116,611	\$25,785,700	\$568,607,905

* Project expenditures include, but are not limited to, construction costs, design costs, permitting costs, advertising costs during the planning and procurement phase, equipment, work orders, and Program Management fees.

This is a budget and expenditure activity report, and is not a construction status report. The accompanying introduction and notes are an integral part of this report.



SMART Program Budget Activity Report

Art Kilns Replacement Sub-Report

for Quarter Ended March 31, 2018

GOB Referendum Approved by Voters on 11/4/2014 - 40 Months Since Approval

School	Current Budget	Prior Year Expenditures	Commitments	Current Year Expenditures	Balance
District Wide (Applied Learning)	313,600				
Atlantic West Elementary School		-	2,863	-	
Bethune, Mary M. Elementary School		-	5,726	-	
Broadview Elementary School		-	2,863	-	
Cooper City High School		-	-	2,863	
Coral Glades High School		5,726	-	-	
Coral Springs Pre-K - 8		-	2,483	381	
Cypress Bay High School		-	5,726	-	
Cypress Elementary School		-	2,863	-	
Deerfield Beach Middle School		-	-	5,726	
Dillard 6-12 School		-	2,863	-	
Forest Glen Middle School		-	2,863	-	
Gulfstream Academy of Hallandale Beach K-8 (Hallandale Elementary School)		-	2,863	-	
Horizon Elementary School		2,863	-	-	
Lakeside Elementary School		-	-	2,863	
Maplewood Elementary School		-	2,863	-	
McArthur High School		-	2,863	-	
McNab Elementary School		2,863	-	-	
Miramar High School		-	5,726	-	
Monarch High School		5,726	-	-	
Nova Blanche Forman Elementary School		-	-	2,863	
Nova Middle School		-	-	5,726	
Park Springs Elementary School		2,863	-	-	
Park Trails Elementary School		-	2,863	-	
Parkway Middle School		2,863	-	-	
Pembroke Lakes Elementary School		-	2,863	-	
Plantation Elementary School		-	2,863	-	
Plantation High School		-	-	5,726	
Pompano Beach High School		5,726	-	-	
Quiet Waters Elementary School		-	2,863	-	
Ramblewood Elementary			5,726		
Rickards, James S. Middle School		5,726	-	-	
Riverglades Elementary School		-	-	2,863	
Sheridan Park Elementary School		2,863	-	-	
Silver Shores Elementary School		-	-	2,863	
Stephen Foster Elementary School		-	-	2,863	
Stirling Elementary School		2,863	-	-	
Stoneman Douglas High School		5,726	-	-	
Sunshine Elementary School		-	2,863	-	
Taravella, J.P. High School		2,863	-	-	
Whispering Pines Education Center		-	2,863	-	
	313,600	48,671	65,469	34,737	164,723

SMART Program Budget Activity Report



Completed and Meets Standard Projects Summary Schedule for Quarter Ended March 31, 2018

GOB Referendum Approved by Voters on 11/4/2014 - 40 Months Since Approval

GOB	Original Budget	Current Budget	Prior Year Expenditures	Commitments	Current Year Expenditures	Balance
Safety	\$ 3,789,000	\$ 901,000	\$ 75,508	\$ 63,948	\$ 309,659	\$ 451,885
Athletics	4,362,000	4,397,000	1,539,383	567,405	1,201,170	1,089,042
Renovation	4,758,000	4,758,000	3,367,835	137,503	985,558	267,104
Technology	27,489,000	25,825,538	25,825,538	-	-	-
GOB Total	\$ 40,398,000	\$ 35,881,538	\$ 30,808,264	\$ 768,856	\$ 2,496,387	\$ 1,808,031
Non-GOB	Original Budget	Current Budget	Prior Year Expenditures	Commitments	Current Year Expenditures	Balance
Music & Art	\$ 13,785,000	\$ 13,835,000	\$ 7,785,954	\$ 1,547,479	\$ 4,451,690	\$ 49,877
Renovation	24,900,700	19,079,249	15,690,983	9,847	1,712,711	1,665,708
Technology	42,343,000	37,900,084	37,571,891	-	326,581	1,612
Non-GOB Total	\$ 81,028,700	\$ 70,814,333	\$ 61,048,828	\$ 1,557,326	\$ 6,490,982	\$ 1,717,197
Total	\$ 121,426,700	\$ 106,695,871	\$ 91,857,092	\$ 2,326,182	\$ 8,987,369	\$ 3,525,228

Note: When the Facilities Department partially accelerates a phase of a larger project, the project will not be shown as completed in the Budget Activity Report until the entire project is completed. These are noted as partially accelerated for early completion in the School Spotlights.

* Project expenditures include, but are not limited to, construction costs, design costs, permitting costs, advertising costs during the planning and procurement phase, equipment, work orders, and Program Management fees.

There may be some additional financial activity on these projects as the final payments are made and all of the purchase orders are closed-out. When the projects are closed-out remaining balances (savings) are reported to the School Board and returned to the Capital Reserve.

This is a budget and expenditure activity report, and is not a construction status report. The accompanying introduction and notes are an integral part of this budget activity report.



SMART Program Budget Activity Report

Completed and Meets Standard Projects Detail Schedule for Quarter Ended March 31, 2018



GOB Referendum Approved by Voters on 11/4/2014 - 40 Months Since Approval

School/ Project	Original Budget	Current Budget	Prior Year Expenditures	Commitments	Current Year Expenditures	Balance
Anderson, Boyd H. High School						
Additional Computers to Close Gap Project Number: 174185002	236,000	235,956	235,956	-	-	-
Wireless Network Upgrade and CAT 6 Data Port Upgrade Project Number: 174185003	160,000	131,873	131,873	-	-	-
Music Instruments Project Number: 174185009	300,000	300,000	193,382	-	106,588	30
Renovation of the existing Media Center including select demolition, removal of existing interior stair, new interior wall, etc. Project Number: P.001360	2,018,340	2,018,340	1,279,549	6,063	147,716	585,012
Apollo Middle School						
Technology Infrastructure Upgrade Project Number: 179185001	13,000	12,997	12,997	-	-	-
Additional Computers to Close Gap Project Number: 179185002	104,000	103,985	103,985	-	-	-
Wireless Network Upgrade and CAT 6 Data Port Upgrade Project Number: 179185003	131,000	91,526	91,526	-	-	-
Music Instruments Project Number: 179185009	100,000	100,000	99,904	89	-	7
Track Resurfacing Project Number: P.002053	70,000	70,000	47,970	-	-	22,030

* Project expenditures include, but are not limited to, construction costs, design costs, permitting costs, advertising costs during the planning and procurement phase, equipment, work orders, and Program Management fees.

There may be some additional financial activity on these projects as the final payments are made and all of the purchase orders are closed-out. When the projects are closed-out remaining balances (savings) are reported to the School Board and returned to the Capital Reserve.

This is a budget and expenditure activity report, and is not a construction status report. The accompanying introduction and notes are an integral part of this budget activity report.



SMART Program Budget Activity Report

Completed and Meets Standard Projects Detail Schedule for Quarter Ended March 31, 2018



GOB Referendum Approved by Voters on 11/4/2014 - 40 Months Since Approval

School/ Project	Original Budget	Current Budget	Prior Year Expenditures	Commitments	Current Year Expenditures	Balance
Atlantic Technical College						
Technology Infrastructure Upgrade Project Number: 222185001	483,000	483,000	483,000	-	-	-
Wireless Network Upgrade and CAT 6 Data Port Upgrade Project Number: 222185003	179,000	172,804	172,804	-	-	-
School Choice Enhancement Project Number: P.001789	100,000	100,000	99,996	-	-	4
Atlantic Technical, Arthur Ashe, Jr Campus						
Wireless Network Upgrade and CAT 6 Data Port Upgrade Project Number: 470285003	100,000	100,000	100,000	-	-	-
School Choice Enhancement Project Number: P.001693	100,000	100,000	99,827	-	-	173
Atlantic West Elementary School						
Additional Computers to Close Gap Project Number: 251185002	146,000	145,987	145,987	-	-	-
Wireless Network Upgrade and CAT 6 Data Port Upgrade Project Number: 251185003	105,000	63,207	63,207	-	-	-
Attucks Middle School						
Additional Computers to Close Gap Project Number: 034385002	82,000	81,910	81,910	-	-	-
Wireless Network Upgrade and CAT 6 Data Port Upgrade Project Number: 034385003	121,000	105,710	105,710	-	-	-
Music Instruments Project Number: 034385009	100,000	100,000	53,798	-	46,172	30

* Project expenditures include, but are not limited to, construction costs, design costs, permitting costs, advertising costs during the planning and procurement phase, equipment, work orders, and Program Management fees.

There may be some additional financial activity on these projects as the final payments are made and all of the purchase orders are closed-out. When the projects are closed-out remaining balances (savings) are reported to the School Board and returned to the Capital Reserve.

This is a budget and expenditure activity report, and is not a construction status report. The accompanying introduction and notes are an integral part of this budget activity report.



SMART Program Budget Activity Report

Completed and Meets Standard Projects Detail Schedule for Quarter Ended March 31, 2018



GOB Referendum Approved by Voters on 11/4/2014 - 40 Months Since Approval

School/ Project	Original Budget	Current Budget	Prior Year Expenditures	Commitments	Current Year Expenditures	Balance
Attucks Middle School						
School Choice Enhancement Project Number: P.001709	100,000	100,000	99,980	-	-	20
Bair Middle School						
Additional Computers to Close Gap Project Number: 261185002	134,000	133,949	133,949	-	-	-
Wireless Network Upgrade and CAT 6 Data Port Upgrade Project Number: 261185003	147,000	108,330	30,675	-	77,655	-
Music Instruments Project Number: 261185009	100,000	100,000	89,022	10,975	-	3
Banyan Elementary School						
Technology Infrastructure Upgrade Project Number: 200185001	18,000	17,996	17,996	-	-	-
Additional Computers to Close Gap Project Number: 200185002	155,000	154,942	154,942	-	-	-
Wireless Network Upgrade and CAT 6 Data Port Upgrade Project Number: 200185003	94,000	66,154	66,154	-	-	-
Music Instruments Project Number: 200185009	50,000	50,000	26,031	8,301	15,665	3
Facil Projects - SMART Project Number: 200185010	60,000	-	-	-	-	-
Bayview Elementary School						
Technology Infrastructure Upgrade Project Number: 064185001	65,000	64,997	64,997	-	-	-

* Project expenditures include, but are not limited to, construction costs, design costs, permitting costs, advertising costs during the planning and procurement phase, equipment, work orders, and Program Management fees.

There may be some additional financial activity on these projects as the final payments are made and all of the purchase orders are closed-out. When the projects are closed-out remaining balances (savings) are reported to the School Board and returned to the Capital Reserve.

This is a budget and expenditure activity report, and is not a construction status report. The accompanying introduction and notes are an integral part of this budget activity report.



SMART Program Budget Activity Report

Completed and Meets Standard Projects Detail Schedule for Quarter Ended March 31, 2018



GOB Referendum Approved by Voters on 11/4/2014 - 40 Months Since Approval

School/ Project	Original Budget	Current Budget	Prior Year Expenditures	Commitments	Current Year Expenditures	Balance
Bayview Elementary School						
Additional Computers to Close Gap Project Number: 064185002	92,000	91,988	91,988	-	-	-
Wireless Network Upgrade and CAT 6 Data Port Upgrade Project Number: 064185003	24,000	23,550	23,550	-	-	-
Beachside Montessori Village						
Technology Infrastructure Upgrade Project Number: 204185001	4,000	3,998	3,998	-	-	-
Additional Computers to Close Gap Project Number: 204185002	210,000	209,806	209,806	-	-	-
Wireless Network Upgrade and CAT 6 Data Port Upgrade Project Number: 204185003	27,000	26,998	26,998	-	-	-
School Choice Enhancement Project Number: P.001742	100,000	100,000	66,993	10	32,976	21
Ben Gamla						
Charter School Technology Project Number: 541085004	178,028	177,958	177,958	-	-	-
Ben Gamla Charter School North Broward						
Charter School Technology Project Number: 500185004	22,778	22,773	22,773	-	-	-
Ben Gamla Charter School South Broward						
Charter School Technology Project Number: 539285004	114,789	114,781	114,781	-	-	-

* Project expenditures include, but are not limited to, construction costs, design costs, permitting costs, advertising costs during the planning and procurement phase, equipment, work orders, and Program Management fees.

There may be some additional financial activity on these projects as the final payments are made and all of the purchase orders are closed-out. When the projects are closed-out remaining balances (savings) are reported to the School Board and returned to the Capital Reserve.

This is a budget and expenditure activity report, and is not a construction status report. The accompanying introduction and notes are an integral part of this budget activity report.



SMART Program Budget Activity Report

Completed and Meets Standard Projects Detail Schedule for Quarter Ended March 31, 2018



GOB Referendum Approved by Voters on 11/4/2014 - 40 Months Since Approval

School/ Project	Original Budget	Current Budget	Prior Year Expenditures	Commitments	Current Year Expenditures	Balance
Bennett Elementary School						
Additional Computers to Close Gap Project Number: 020185002	79,000	78,569	78,569	-	-	-
Wireless Network Upgrade and CAT 6 Data Port Upgrade Project Number: 020185003	76,000	46,163	46,163	-	-	-
Bethune, Mary M. Elementary School						
Technology Infrastructure Upgrade Project Number: 034185001	21,000	9,007	9,007	-	-	-
Additional Computers to Close Gap Project Number: 034185002	185,000	184,978	184,978	-	-	-
Wireless Network Upgrade and CAT 6 Data Port Upgrade Project Number: 034185003	114,000	54,825	54,825	-	-	-
Music Instruments Project Number: 034185009	50,000	50,000	-	-	49,999	1
Facil Projects - SMART Project Number: 034185010	195,000	-	-	-	-	-
Boulevard Heights Elementary School						
Additional Computers to Close Gap Project Number: 097185002	53,000	52,814	52,814	-	-	-
Wireless Network Upgrade and CAT 6 Data Port Upgrade Project Number: 097185003	77,000	56,960	23,399	-	33,561	-
Facil Projects - SMART Project Number: 097185010	60,000	-	-	-	-	-

* Project expenditures include, but are not limited to, construction costs, design costs, permitting costs, advertising costs during the planning and procurement phase, equipment, work orders, and Program Management fees.

There may be some additional financial activity on these projects as the final payments are made and all of the purchase orders are closed-out. When the projects are closed-out remaining balances (savings) are reported to the School Board and returned to the Capital Reserve.

This is a budget and expenditure activity report, and is not a construction status report. The accompanying introduction and notes are an integral part of this budget activity report.



SMART Program Budget Activity Report

Completed and Meets Standard Projects Detail Schedule for Quarter Ended March 31, 2018



GOB Referendum Approved by Voters on 11/4/2014 - 40 Months Since Approval

School/ Project	Original Budget	Current Budget	Prior Year Expenditures	Commitments	Current Year Expenditures	Balance
Bright Horizons Center						
Additional Computers to Close Gap Project Number: 087185002	31,000	30,974	30,974	-	-	-
Wireless Network Upgrade and CAT 6 Data Port Upgrade Project Number: 087185003	57,000	49,290	49,290	-	-	-
Single Point of Entry Project Number: P.001858	90,000	90,000	5,305	2,122	61,541	21,032
Broadview Elementary School						
Technology Infrastructure Upgrade Project Number: 081185001	113,000	75,855	75,855	-	-	-
Additional Computers to Close Gap Project Number: 081185002	222,000	221,815	221,815	-	-	-
Wireless Network Upgrade and CAT 6 Data Port Upgrade Project Number: 081185003	111,000	65,815	65,815	-	-	-
Music Instruments Project Number: 081185009	50,000	50,000	2,479	816	40,381	6,324
Broward Community Charter West						
Charter School Technology Project Number: 540385004	95,008	94,687	94,687	-	-	-
Broward Estates Elementary School						
Technology Infrastructure Upgrade Project Number: 050185001	9,000	6,447	6,447	-	-	-
Additional Computers to Close Gap Project Number: 050185002	50,000	49,976	49,976	-	-	-

* Project expenditures include, but are not limited to, construction costs, design costs, permitting costs, advertising costs during the planning and procurement phase, equipment, work orders, and Program Management fees.

There may be some additional financial activity on these projects as the final payments are made and all of the purchase orders are closed-out. When the projects are closed-out remaining balances (savings) are reported to the School Board and returned to the Capital Reserve.

This is a budget and expenditure activity report, and is not a construction status report. The accompanying introduction and notes are an integral part of this budget activity report.



SMART Program Budget Activity Report

Completed and Meets Standard Projects Detail Schedule for Quarter Ended March 31, 2018



GOB Referendum Approved by Voters on 11/4/2014 - 40 Months Since Approval

School/ Project	Original Budget	Current Budget	Prior Year Expenditures	Commitments	Current Year Expenditures	Balance
Broward Estates Elementary School						
Wireless Network Upgrade and CAT 6 Data Port Upgrade Project Number: 050185003	44,000	33,403	33,403	-	-	-
Castle Hill Annex						
Facil Projects - SMART Project Number: 138285010	90,000	-	-	-	-	-
Castle Hill Elementary School						
Technology Infrastructure Upgrade Project Number: 146185001	17,000	12,257	12,257	-	-	-
Additional Computers to Close Gap Project Number: 146185002	171,000	170,681	170,681	-	-	-
Wireless Network Upgrade and CAT 6 Data Port Upgrade Project Number: 146185003	45,000	25,422	25,422	-	-	-
Music Instruments Project Number: 146185009	50,000	50,000	10,600	1,708	37,206	486
Central Charter School						
Charter School Technology Project Number: 504185004	360,851	360,831	360,831	-	-	-
Central Park Elementary School						
Technology Infrastructure Upgrade Project Number: 264185001	164,000	107,802	107,802	-	-	-
Additional Computers to Close Gap Project Number: 264185002	139,000	138,964	138,964	-	-	-

* Project expenditures include, but are not limited to, construction costs, design costs, permitting costs, advertising costs during the planning and procurement phase, equipment, work orders, and Program Management fees.

There may be some additional financial activity on these projects as the final payments are made and all of the purchase orders are closed-out. When the projects are closed-out remaining balances (savings) are reported to the School Board and returned to the Capital Reserve.

This is a budget and expenditure activity report, and is not a construction status report.
The accompanying introduction and notes are an integral part of this budget activity report.



SMART Program Budget Activity Report

Completed and Meets Standard Projects Detail Schedule for Quarter Ended March 31, 2018



GOB Referendum Approved by Voters on 11/4/2014 - 40 Months Since Approval

School/ Project	Original Budget	Current Budget	Prior Year Expenditures	Commitments	Current Year Expenditures	Balance
Central Park Elementary School						
Wireless Network Upgrade and CAT 6 Data Port Upgrade Project Number: 264185003	113,000	65,315	65,315	-	-	-
Music Instruments Project Number: 264185009	50,000	50,000	12,970	24,794	5,918	6,318
Challenger Elementary School						
Additional Computers to Close Gap Project Number: 377185002	223,000	222,929	222,929	-	-	-
Wireless Network Upgrade and CAT 6 Data Port Upgrade Project Number: 377185003	113,000	71,936	71,936	-	-	-
Music Instruments Project Number: 377185009	50,000	50,000	5,266	21,875	22,858	1
Championship Academy of Distinction at Davie						
Charter School Technology Project Number: 542285004	183,722	183,714	183,714	-	-	-
Championship Academy of Distinction at Hollywood						
Charter School Technology Project Number: 536185004	120,783	120,774	120,774	-	-	-
Chapel Trail Elementary School						
Technology Infrastructure Upgrade Project Number: 296185001	108,000	69,855	69,855	-	-	-
Additional Computers to Close Gap Project Number: 296185002	207,000	206,828	206,828	-	-	-

* Project expenditures include, but are not limited to, construction costs, design costs, permitting costs, advertising costs during the planning and procurement phase, equipment, work orders, and Program Management fees.

There may be some additional financial activity on these projects as the final payments are made and all of the purchase orders are closed-out. When the projects are closed-out remaining balances (savings) are reported to the School Board and returned to the Capital Reserve.

This is a budget and expenditure activity report, and is not a construction status report. The accompanying introduction and notes are an integral part of this budget activity report.



SMART Program Budget Activity Report

Completed and Meets Standard Projects Detail Schedule for Quarter Ended March 31, 2018



GOB Referendum Approved by Voters on 11/4/2014 - 40 Months Since Approval

School/ Project	Original Budget	Current Budget	Prior Year Expenditures	Commitments	Current Year Expenditures	Balance
Chapel Trail Elementary School						
Wireless Network Upgrade and CAT 6 Data Port Upgrade Project Number: 296185003	131,000	69,630	69,630	-	-	-
Charter School of Excellence						
Charter School Technology Project Number: 503185004	83,020	83,015	83,015	-	-	-
Charter School of Excellence at Davie						
Charter School Technology Project Number: 527185004	65,337	65,333	65,333	-	-	-
Charter School of Excellence at Davie 2						
Charter School Technology Project Number: 502685004	6,893	6,886	6,886	-	-	-
Charter School of Excellence Fort Lauderdale 2						
Charter School Technology Project Number: 539485004	7,792	7,788	7,788	-	-	-
Charter School of Excellence Tamarac 1 Campus						
Charter School Technology Project Number: 520185004	127,377	127,368	127,368	-	-	-
Charter School of Excellence Tamarac 2 Campus						
Charter School Technology Project Number: 529185004	6,893	6,884	6,884	-	-	-
City of Coral Springs						
Charter School Technology Project Number: 509185004	498,418	498,414	498,414	-	-	-

* Project expenditures include, but are not limited to, construction costs, design costs, permitting costs, advertising costs during the planning and procurement phase, equipment, work orders, and Program Management fees.

There may be some additional financial activity on these projects as the final payments are made and all of the purchase orders are closed-out. When the projects are closed-out remaining balances (savings) are reported to the School Board and returned to the Capital Reserve.

This is a budget and expenditure activity report, and is not a construction status report. The accompanying introduction and notes are an integral part of this budget activity report.



SMART Program Budget Activity Report

Completed and Meets Standard Projects Detail Schedule for Quarter Ended March 31, 2018



GOB Referendum Approved by Voters on 11/4/2014 - 40 Months Since Approval

School/ Project	Original Budget	Current Budget	Prior Year Expenditures	Commitments	Current Year Expenditures	Balance
City of Pembroke Pines East						
Charter School Technology Project Number: 505185004	576,942	576,879	576,879	-	-	-
City of Pembroke Pines High						
Charter School Technology Project Number: 512185004	606,313	606,295	606,295	-	-	-
City of Pembroke Pines Middle West						
Charter School Technology Project Number: 508185004	395,018	394,999	394,999	-	-	-
Coconut Creek Elementary School						
Technology Infrastructure Upgrade Project Number: 142185001	17,000	16,965	16,965	-	-	-
Additional Computers to Close Gap Project Number: 142185002	158,000	157,958	157,958	-	-	-
Wireless Network Upgrade and CAT 6 Data Port Upgrade Project Number: 142185003	84,000	77,554	77,554	-	-	-
Coconut Creek High School						
Technology Infrastructure Upgrade Project Number: 168185001	26,000	16,306	16,306	-	-	-
Additional Computers to Close Gap Project Number: 168185002	288,000	287,849	287,849	-	-	-
Wireless Network Upgrade and CAT 6 Data Port Upgrade Project Number: 168185003	233,000	118,258	118,258	-	-	-
Music Instruments Project Number: 168185009	300,000	300,000	293,017	3,250	3,728	5

* Project expenditures include, but are not limited to, construction costs, design costs, permitting costs, advertising costs during the planning and procurement phase, equipment, work orders, and Program Management fees.

There may be some additional financial activity on these projects as the final payments are made and all of the purchase orders are closed-out. When the projects are closed-out remaining balances (savings) are reported to the School Board and returned to the Capital Reserve.

This is a budget and expenditure activity report, and is not a construction status report. The accompanying introduction and notes are an integral part of this budget activity report.



SMART Program Budget Activity Report

Completed and Meets Standard Projects Detail Schedule for Quarter Ended March 31, 2018



GOB Referendum Approved by Voters on 11/4/2014 - 40 Months Since Approval

School/ Project	Original Budget	Current Budget	Prior Year Expenditures	Commitments	Current Year Expenditures	Balance
Coconut Creek High School						
Weight Room Renovation Project Number: P.002019	121,000	121,000	-	-	120,606	394
Coconut Palm Elementary School						
Technology Infrastructure Upgrade Project Number: 374185001	145,000	80,568	80,568	-	-	-
Additional Computers to Close Gap Project Number: 374185002	192,000	191,953	191,953	-	-	-
Wireless Network Upgrade and CAT 6 Data Port Upgrade Project Number: 374185003	56,000	-	-	-	-	-
Colbert Elementary School						
Additional Computers to Close Gap Project Number: 023185002	123,000	122,824	122,824	-	-	-
Wireless Network Upgrade and CAT 6 Data Port Upgrade Project Number: 023185003	58,000	28,562	26,016	-	2,546	-
Music Instruments Project Number: 023185009	50,000	50,000	16,922	1,958	31,119	1
Collins Elementary School						
Additional Computers to Close Gap Project Number: 033185002	64,000	63,779	63,779	-	-	-
Wireless Network Upgrade and CAT 6 Data Port Upgrade Project Number: 033185003	52,000	39,802	39,802	-	-	-

* Project expenditures include, but are not limited to, construction costs, design costs, permitting costs, advertising costs during the planning and procurement phase, equipment, work orders, and Program Management fees.

There may be some additional financial activity on these projects as the final payments are made and all of the purchase orders are closed-out. When the projects are closed-out remaining balances (savings) are reported to the School Board and returned to the Capital Reserve.

This is a budget and expenditure activity report, and is not a construction status report. The accompanying introduction and notes are an integral part of this budget activity report.



SMART Program Budget Activity Report

Completed and Meets Standard Projects Detail Schedule for Quarter Ended March 31, 2018



GOB Referendum Approved by Voters on 11/4/2014 - 40 Months Since Approval

School/ Project	Original Budget	Current Budget	Prior Year Expenditures	Commitments	Current Year Expenditures	Balance
Cooper City Elementary School						
Technology Infrastructure Upgrade Project Number: 121185001	136,000	83,221	83,221	-	-	-
Additional Computers to Close Gap Project Number: 121185002	132,000	131,833	131,833	-	-	-
Wireless Network Upgrade and CAT 6 Data Port Upgrade Project Number: 121185003	65,000	-	-	-	-	-
Cooper City High School						
Technology Infrastructure Upgrade Project Number: 193185001	24,000	-	-	-	-	-
Additional Computers to Close Gap Project Number: 193185002	54,000	53,946	53,946	-	-	-
Wireless Network Upgrade and CAT 6 Data Port Upgrade Project Number: 193185003	150,000	82,598	82,598	-	-	-
Music Instruments Project Number: 193185009	300,000	300,000	299,996	-	-	4
Coral Cove Elementary School						
Technology Infrastructure Upgrade Project Number: 201185001	120,000	98,554	98,554	-	-	-
Additional Computers to Close Gap Project Number: 201185002	193,000	192,994	192,994	-	-	-

* Project expenditures include, but are not limited to, construction costs, design costs, permitting costs, advertising costs during the planning and procurement phase, equipment, work orders, and Program Management fees.

There may be some additional financial activity on these projects as the final payments are made and all of the purchase orders are closed-out. When the projects are closed-out remaining balances (savings) are reported to the School Board and returned to the Capital Reserve.

This is a budget and expenditure activity report, and is not a construction status report.
The accompanying introduction and notes are an integral part of this budget activity report.



SMART Program Budget Activity Report

Completed and Meets Standard Projects Detail Schedule for Quarter Ended March 31, 2018



GOB Referendum Approved by Voters on 11/4/2014 - 40 Months Since Approval

School/ Project	Original Budget	Current Budget	Prior Year Expenditures	Commitments	Current Year Expenditures	Balance
Coral Cove Elementary School						
Wireless Network Upgrade and CAT 6 Data Port Upgrade Project Number: 201185003	87,000	55,519	55,519	-	-	-
School Choice Enhancement Project Number: P.001854	100,000	100,000	99,963	-	-	37
Coral Glades High School						
Technology Infrastructure Upgrade Project Number: 386185001	194,000	193,872	193,872	-	-	-
Additional Computers to Close Gap Project Number: 386185002	525,000	524,960	524,960	-	-	-
Wireless Network Upgrade and CAT 6 Data Port Upgrade Project Number: 386185003	15,000	13,533	13,533	-	-	-
Music Instruments Project Number: 386185009	300,000	300,000	-	87,034	212,965	1
Coral Park Elementary School						
Technology Infrastructure Upgrade Project Number: 304185001	152,000	110,060	110,060	-	-	-
Additional Computers to Close Gap Project Number: 304185002	116,000	115,964	115,964	-	-	-
Wireless Network Upgrade and CAT 6 Data Port Upgrade Project Number: 304185003	88,000	57,433	57,433	-	-	-
Music Instruments Project Number: 304185009	50,000	50,000	16,445	7,688	25,867	-

* Project expenditures include, but are not limited to, construction costs, design costs, permitting costs, advertising costs during the planning and procurement phase, equipment, work orders, and Program Management fees.

There may be some additional financial activity on these projects as the final payments are made and all of the purchase orders are closed-out. When the projects are closed-out remaining balances (savings) are reported to the School Board and returned to the Capital Reserve.

This is a budget and expenditure activity report, and is not a construction status report. The accompanying introduction and notes are an integral part of this budget activity report.



SMART Program Budget Activity Report

Completed and Meets Standard Projects Detail Schedule for Quarter Ended March 31, 2018



GOB Referendum Approved by Voters on 11/4/2014 - 40 Months Since Approval

School/ Project	Original Budget	Current Budget	Prior Year Expenditures	Commitments	Current Year Expenditures	Balance
Coral Park Elementary School						
Facil Projects - SMART Project Number: 304185010	195,000	-	-	-	-	-
Coral Springs Pre-K - 8						
Technology Infrastructure Upgrade Project Number: 255185001	26,000	25,782	25,782	-	-	-
Additional Computers to Close Gap Project Number: 255185002	126,000	125,905	125,905	-	-	-
Wireless Network Upgrade and CAT 6 Data Port Upgrade Project Number: 255185003	52,000	47,953	47,953	-	-	-
Music Instruments Project Number: 255185009	50,000	50,000	-	6,952	43,035	13
Coral Springs High School						
Technology Infrastructure Upgrade Project Number: 115185001	382,000	239,727	239,727	-	-	-
Additional Computers to Close Gap Project Number: 115185002	505,000	504,781	504,781	-	-	-
Wireless Network Upgrade and CAT 6 Data Port Upgrade Project Number: 115185003	51,000	50,878	50,878	-	-	-
School Choice Enhancement Project Number: P.001768	100,000	100,000	99,876	-	-	124
Coral Springs Middle School						
Technology Infrastructure Upgrade Project Number: 256185001	192,000	126,458	126,458	-	-	-

* Project expenditures include, but are not limited to, construction costs, design costs, permitting costs, advertising costs during the planning and procurement phase, equipment, work orders, and Program Management fees.

There may be some additional financial activity on these projects as the final payments are made and all of the purchase orders are closed-out. When the projects are closed-out remaining balances (savings) are reported to the School Board and returned to the Capital Reserve.

This is a budget and expenditure activity report, and is not a construction status report. The accompanying introduction and notes are an integral part of this budget activity report.



SMART Program Budget Activity Report

Completed and Meets Standard Projects Detail Schedule for Quarter Ended March 31, 2018



GOB Referendum Approved by Voters on 11/4/2014 - 40 Months Since Approval

School/ Project	Original Budget	Current Budget	Prior Year Expenditures	Commitments	Current Year Expenditures	Balance
Coral Springs Middle School						
Additional Computers to Close Gap Project Number: 256185002	217,000	216,866	216,866	-	-	-
Wireless Network Upgrade and CAT 6 Data Port Upgrade Project Number: 256185003	88,000	86,129	86,129	-	-	-
Music Instruments Project Number: 256185009	100,000	100,000	100,000	-	-	-
Country Hills Elementary School						
Technology Infrastructure Upgrade Project Number: 311185001	165,000	116,831	116,831	-	-	-
Additional Computers to Close Gap Project Number: 311185002	207,000	206,850	206,850	-	-	-
Wireless Network Upgrade and CAT 6 Data Port Upgrade Project Number: 311185003	111,000	63,843	63,843	-	-	-
Music Instruments Project Number: 311185009	50,000	50,000	494	1,273	43,642	4,591
Country Isles Elementary School						
Technology Infrastructure Upgrade Project Number: 298185001	137,000	115,712	115,712	-	-	-
Additional Computers to Close Gap Project Number: 298185002	178,000	177,972	177,972	-	-	-
Wireless Network Upgrade and CAT 6 Data Port Upgrade Project Number: 298185003	55,000	40,057	40,057	-	-	-

* Project expenditures include, but are not limited to, construction costs, design costs, permitting costs, advertising costs during the planning and procurement phase, equipment, work orders, and Program Management fees.

There may be some additional financial activity on these projects as the final payments are made and all of the purchase orders are closed-out. When the projects are closed-out remaining balances (savings) are reported to the School Board and returned to the Capital Reserve.

This is a budget and expenditure activity report, and is not a construction status report. The accompanying introduction and notes are an integral part of this budget activity report.



SMART Program Budget Activity Report

Completed and Meets Standard Projects Detail Schedule for Quarter Ended March 31, 2018



GOB Referendum Approved by Voters on 11/4/2014 - 40 Months Since Approval

School/ Project	Original Budget	Current Budget	Prior Year Expenditures	Commitments	Current Year Expenditures	Balance
Country Isles Elementary School						
Music Instruments Project Number: 298185009	50,000	50,000	17,238	6,667	26,094	1
School Choice Enhancement Project Number: P.001719	100,000	100,000	100,000	-	-	-
Cresthaven Elementary School						
Technology Infrastructure Upgrade Project Number: 090185001	22,000	21,762	21,762	-	-	-
Additional Computers to Close Gap Project Number: 090185002	193,000	192,912	192,912	-	-	-
Wireless Network Upgrade and CAT 6 Data Port Upgrade Project Number: 090185003	81,000	56,069	56,069	-	-	-
Music Instruments Project Number: 090185009	50,000	50,000	18,222	17,396	14,380	2
Croissant Park Elementary School						
Additional Computers to Close Gap Project Number: 022185002	214,000	213,800	213,800	-	-	-
Wireless Network Upgrade and CAT 6 Data Port Upgrade Project Number: 022185003	98,000	66,406	66,406	-	-	-
Music Instruments Project Number: 022185009	50,000	50,000	7,806	895	41,296	3
Cross Creek School						
Additional Computers to Close Gap Project Number: 322285002	37,000	36,948	36,948	-	-	-

* Project expenditures include, but are not limited to, construction costs, design costs, permitting costs, advertising costs during the planning and procurement phase, equipment, work orders, and Program Management fees.

There may be some additional financial activity on these projects as the final payments are made and all of the purchase orders are closed-out. When the projects are closed-out remaining balances (savings) are reported to the School Board and returned to the Capital Reserve.

This is a budget and expenditure activity report, and is not a construction status report. The accompanying introduction and notes are an integral part of this budget activity report.



SMART Program Budget Activity Report

Completed and Meets Standard Projects Detail Schedule for Quarter Ended March 31, 2018



GOB Referendum Approved by Voters on 11/4/2014 - 40 Months Since Approval

School/ Project	Original Budget	Current Budget	Prior Year Expenditures	Commitments	Current Year Expenditures	Balance
Cross Creek School						
Wireless Network Upgrade and CAT 6 Data Port Upgrade Project Number: 322285003	39,000	34,137	34,137	-	-	-
Music Instruments Project Number: 322285009	50,000	50,000	-	44,218	5,782	-
Crystal Lake Middle School						
Technology Infrastructure Upgrade Project Number: 187185001	13,000	12,997	12,997	-	-	-
Additional Computers to Close Gap Project Number: 187185002	175,000	174,994	174,994	-	-	-
Wireless Network Upgrade and CAT 6 Data Port Upgrade Project Number: 187185003	137,000	116,751	116,751	-	-	-
Cypress Bay High School						
Technology Infrastructure Upgrade Project Number: 362385001	578,000	350,804	350,804	-	-	-
Additional Computers to Close Gap Project Number: 362385002	970,000	969,812	969,812	-	-	-
Wireless Network Upgrade and CAT 6 Data Port Upgrade Project Number: 362385003	182,000	148,501	148,501	-	-	-
Music Instruments Project Number: 362385009	300,000	300,000	19,659	956	279,375	10
School Choice Enhancement Project Number: P.001763	100,000	100,000	100,000	-	-	-

* Project expenditures include, but are not limited to, construction costs, design costs, permitting costs, advertising costs during the planning and procurement phase, equipment, work orders, and Program Management fees.

There may be some additional financial activity on these projects as the final payments are made and all of the purchase orders are closed-out. When the projects are closed-out remaining balances (savings) are reported to the School Board and returned to the Capital Reserve.

This is a budget and expenditure activity report, and is not a construction status report. The accompanying introduction and notes are an integral part of this budget activity report.



SMART Program Budget Activity Report

Completed and Meets Standard Projects Detail Schedule for Quarter Ended March 31, 2018



GOB Referendum Approved by Voters on 11/4/2014 - 40 Months Since Approval

School/ Project	Original Budget	Current Budget	Prior Year Expenditures	Commitments	Current Year Expenditures	Balance
Cypress Bay High School						
Weight Room Renovation Project Number: P.002020	121,000	121,000	-	-	121,000	-
Cypress Elementary School						
Technology Infrastructure Upgrade Project Number: 178185001	61,000	34,735	34,735	-	-	-
Additional Computers to Close Gap Project Number: 178185002	247,000	246,797	246,797	-	-	-
Wireless Network Upgrade and CAT 6 Data Port Upgrade Project Number: 178185003	96,000	62,650	62,650	-	-	-
Cypress Run Education Center						
Wireless Network Upgrade and CAT 6 Data Port Upgrade Project Number: 212385003	21,000	10,536	4,420	-	6,116	-
School Choice Enhancement Project Number: P.001760	100,000	100,000	99,994	-	-	6
Dandy, William Middle School						
Technology Infrastructure Upgrade Project Number: 107185001	9,000	8,538	8,538	-	-	-
Additional Computers to Close Gap Project Number: 107185002	85,000	84,995	84,995	-	-	-
Wireless Network Upgrade and CAT 6 Data Port Upgrade Project Number: 107185003	123,000	101,396	101,396	-	-	-
Music Instruments Project Number: 107185009	100,000	100,000	99,996	-	-	4

* Project expenditures include, but are not limited to, construction costs, design costs, permitting costs, advertising costs during the planning and procurement phase, equipment, work orders, and Program Management fees.

There may be some additional financial activity on these projects as the final payments are made and all of the purchase orders are closed-out. When the projects are closed-out remaining balances (savings) are reported to the School Board and returned to the Capital Reserve.

This is a budget and expenditure activity report, and is not a construction status report. The accompanying introduction and notes are an integral part of this budget activity report.



SMART Program Budget Activity Report

Completed and Meets Standard Projects Detail Schedule for Quarter Ended March 31, 2018



GOB Referendum Approved by Voters on 11/4/2014 - 40 Months Since Approval

School/ Project	Original Budget	Current Budget	Prior Year Expenditures	Commitments	Current Year Expenditures	Balance
Dania Elementary School						
Additional Computers to Close Gap Project Number: 010185002	135,000	134,915	134,915	-	-	-
Wireless Network Upgrade and CAT 6 Data Port Upgrade Project Number: 010185003	74,000	38,870	38,870	-	-	-
Music Instruments Project Number: 010185009	50,000	50,000	12,762	302	36,935	1
Dave Thomas Education Center						
Technology Infrastructure Upgrade Project Number: 365185001	62,000	58,753	58,753	-	-	-
Wireless Network Upgrade and CAT 6 Data Port Upgrade Project Number: 365185003	45,000	9,539	9,539	-	-	-
Dave Thomas Education Center-West						
Wireless Network Upgrade and CAT 6 Data Port Upgrade Project Number: 203185003	62,000	36,191	36,191	-	-	-
Music Instruments Project Number: 203185009	50,000	50,000	-	50,000	-	-
School Choice Enhancement Project Number: P.001800	100,000	100,000	97,612	-	2,388	-
Davie Elementary School						
Additional Computers to Close Gap Project Number: 280185002	202,000	201,909	201,909	-	-	-
Wireless Network Upgrade and CAT 6 Data Port Upgrade Project Number: 280185003	88,000	56,770	56,770	-	-	-

* Project expenditures include, but are not limited to, construction costs, design costs, permitting costs, advertising costs during the planning and procurement phase, equipment, work orders, and Program Management fees.

There may be some additional financial activity on these projects as the final payments are made and all of the purchase orders are closed-out. When the projects are closed-out remaining balances (savings) are reported to the School Board and returned to the Capital Reserve.

This is a budget and expenditure activity report, and is not a construction status report. The accompanying introduction and notes are an integral part of this budget activity report.



SMART Program Budget Activity Report

Completed and Meets Standard Projects Detail Schedule for Quarter Ended March 31, 2018



GOB Referendum Approved by Voters on 11/4/2014 - 40 Months Since Approval

School/ Project	Original Budget	Current Budget	Prior Year Expenditures	Commitments	Current Year Expenditures	Balance
Davie Elementary School						
Music Instruments Project Number: 280185009	50,000	50,000	16,713	229	33,044	14
Deerfield Beach Elementary School						
Additional Computers to Close Gap Project Number: 001185002	207,000	206,934	206,934	-	-	-
Wireless Network Upgrade and CAT 6 Data Port Upgrade Project Number: 001185003	85,000	56,136	56,136	-	-	-
Music Instruments Project Number: 001185009	50,000	50,000	747	31,829	17,424	-
Deerfield Beach High School						
Technology Infrastructure Upgrade Project Number: 171185001	13,000	11,373	11,373	-	-	-
Additional Computers to Close Gap Project Number: 171185002	492,000	491,967	491,967	-	-	-
Wireless Network Upgrade and CAT 6 Data Port Upgrade Project Number: 171185003	238,000	166,021	166,021	-	-	-
Deerfield Beach Middle School						
Additional Computers to Close Gap Project Number: 091185002	155,000	154,908	154,908	-	-	-
Wireless Network Upgrade and CAT 6 Data Port Upgrade Project Number: 091185003	69,000	68,965	68,965	-	-	-
Music Instruments Project Number: 091185009	30,000	30,000	-	29,994	-	6

* Project expenditures include, but are not limited to, construction costs, design costs, permitting costs, advertising costs during the planning and procurement phase, equipment, work orders, and Program Management fees.

There may be some additional financial activity on these projects as the final payments are made and all of the purchase orders are closed-out. When the projects are closed-out remaining balances (savings) are reported to the School Board and returned to the Capital Reserve.

This is a budget and expenditure activity report, and is not a construction status report. The accompanying introduction and notes are an integral part of this budget activity report.



SMART Program Budget Activity Report

Completed and Meets Standard Projects Detail Schedule for Quarter Ended March 31, 2018



GOB Referendum Approved by Voters on 11/4/2014 - 40 Months Since Approval

School/ Project	Original Budget	Current Budget	Prior Year Expenditures	Commitments	Current Year Expenditures	Balance
Deerfield Park Elementary School						
Additional Computers to Close Gap Project Number: 039185002	166,000	165,785	165,785	-	-	-
Wireless Network Upgrade and CAT 6 Data Port Upgrade Project Number: 039185003	45,000	40,814	40,814	-	-	-
Dillard 6-12 School						
Additional Computers to Close Gap Project Number: 037185002	199,000	198,911	198,911	-	-	-
Wireless Network Upgrade and CAT 6 Data Port Upgrade Project Number: 037185003	251,000	190,021	188,592	-	1,429	-
Music Instruments Project Number: 037185009	300,000	300,000	299,999	-	-	1
Weight Room Renovation Project Number: P.001930	121,000	121,000	-	5,046	113,868	2,086
Dillard Elementary School						
Additional Computers to Close Gap Project Number: 027185002	29,000	28,768	28,768	-	-	-
Wireless Network Upgrade and CAT 6 Data Port Upgrade Project Number: 027185003	44,000	43,761	43,761	-	-	0
Discovery Elementary School						
Technology Infrastructure Upgrade Project Number: 396285001	4,000	3,865	3,865	-	-	-

* Project expenditures include, but are not limited to, construction costs, design costs, permitting costs, advertising costs during the planning and procurement phase, equipment, work orders, and Program Management fees.

There may be some additional financial activity on these projects as the final payments are made and all of the purchase orders are closed-out. When the projects are closed-out remaining balances (savings) are reported to the School Board and returned to the Capital Reserve.

This is a budget and expenditure activity report, and is not a construction status report. The accompanying introduction and notes are an integral part of this budget activity report.



SMART Program Budget Activity Report

Completed and Meets Standard Projects Detail Schedule for Quarter Ended March 31, 2018



GOB Referendum Approved by Voters on 11/4/2014 - 40 Months Since Approval

School/ Project	Original Budget	Current Budget	Prior Year Expenditures	Commitments	Current Year Expenditures	Balance
Discovery Elementary School						
Additional Computers to Close Gap Project Number: 396285002	281,000	280,826	280,826	-	-	-
Wireless Network Upgrade and CAT 6 Data Port Upgrade Project Number: 396285003	28,000	27,468	27,468	-	-	-
Discovery Middle Charter School						
Charter School Technology Project Number: 541285004	40,461	40,410	40,410	-	-	-
District Wide Non-Facility Funding						
Charter School Technology Project Number: 973185004	1,654,012	-	-	-	-	-
Dolphin Bay Elementary School						
Technology Infrastructure Upgrade Project Number: 375185001	2,000	1,833	1,833	-	-	-
Additional Computers to Close Gap Project Number: 375185002	71,000	70,917	70,917	-	-	-
Wireless Network Upgrade and CAT 6 Data Port Upgrade Project Number: 375185003	84,000	83,327	63,082	-	20,245	-
Drew, Charles Elementary School						
Additional Computers to Close Gap Project Number: 322185002	121,000	120,822	120,822	-	-	-
Wireless Network Upgrade and CAT 6 Data Port Upgrade Project Number: 322185003	22,000	21,426	21,426	-	-	-

* Project expenditures include, but are not limited to, construction costs, design costs, permitting costs, advertising costs during the planning and procurement phase, equipment, work orders, and Program Management fees.

There may be some additional financial activity on these projects as the final payments are made and all of the purchase orders are closed-out. When the projects are closed-out remaining balances (savings) are reported to the School Board and returned to the Capital Reserve.

This is a budget and expenditure activity report, and is not a construction status report. The accompanying introduction and notes are an integral part of this budget activity report.



SMART Program Budget Activity Report

Completed and Meets Standard Projects Detail Schedule for Quarter Ended March 31, 2018



GOB Referendum Approved by Voters on 11/4/2014 - 40 Months Since Approval

School/ Project	Original Budget	Current Budget	Prior Year Expenditures	Commitments	Current Year Expenditures	Balance
Drew, Charles Elementary School						
Music Instruments Project Number: 322185009	50,000	50,000	5,683	39,381	4,935	1
Drew, Charles Family Resource Center						
Technology Infrastructure Upgrade Project Number: 030185001	31,000	17,017	17,017	-	-	-
Wireless Network Upgrade and CAT 6 Data Port Upgrade Project Number: 030185003	37,000	11,954	10,639	-	1,315	-
Facil Projects - SMART Project Number: 030185010	90,000	90,000	-	-	-	90,000
Driftwood Elementary School						
Additional Computers to Close Gap Project Number: 072185002	121,000	120,893	120,893	-	-	-
Wireless Network Upgrade and CAT 6 Data Port Upgrade Project Number: 072185003	74,000	52,543	52,543	-	-	-
Facil Projects - SMART Project Number: 072185010	60,000	-	-	-	-	-
Driftwood Middle School						
Technology Infrastructure Upgrade Project Number: 086185001	8,000	6,061	6,061	-	-	-
Additional Computers to Close Gap Project Number: 086185002	216,000	215,864	215,864	-	-	-
Wireless Network Upgrade and CAT 6 Data Port Upgrade Project Number: 086185003	161,000	142,694	142,694	-	-	-

* Project expenditures include, but are not limited to, construction costs, design costs, permitting costs, advertising costs during the planning and procurement phase, equipment, work orders, and Program Management fees.

There may be some additional financial activity on these projects as the final payments are made and all of the purchase orders are closed-out. When the projects are closed-out remaining balances (savings) are reported to the School Board and returned to the Capital Reserve.

This is a budget and expenditure activity report, and is not a construction status report.
The accompanying introduction and notes are an integral part of this budget activity report.



SMART Program Budget Activity Report

Completed and Meets Standard Projects Detail Schedule for Quarter Ended March 31, 2018



GOB Referendum Approved by Voters on 11/4/2014 - 40 Months Since Approval

School/ Project	Original Budget	Current Budget	Prior Year Expenditures	Commitments	Current Year Expenditures	Balance
Driftwood Middle School						
Music Instruments Project Number: 086185009	100,000	100,000	100,000	-	-	-
Eagle Point Elementary School						
Technology Infrastructure Upgrade Project Number: 346185001	168,000	162,880	162,880	-	-	-
Additional Computers to Close Gap Project Number: 346185002	218,000	217,937	217,937	-	-	-
Wireless Network Upgrade and CAT 6 Data Port Upgrade Project Number: 346185003	132,000	84,388	84,388	-	-	-
School Choice Enhancement Project Number: P.001708	100,000	100,000	78,720	1,340	18,966	974
Eagle Ridge Elementary School						
Technology Infrastructure Upgrade Project Number: 344185001	37,000	29,921	29,921	-	-	-
Additional Computers to Close Gap Project Number: 344185002	150,000	149,915	149,915	-	-	-
Wireless Network Upgrade and CAT 6 Data Port Upgrade Project Number: 344185003	75,000	59,357	59,357	-	-	-
Music Instruments Project Number: 344185009	50,000	50,000	1,564	11,470	36,965	1
School Choice Enhancement Project Number: P.001797	100,000	100,000	88,592	-	11,408	-

* Project expenditures include, but are not limited to, construction costs, design costs, permitting costs, advertising costs during the planning and procurement phase, equipment, work orders, and Program Management fees.

There may be some additional financial activity on these projects as the final payments are made and all of the purchase orders are closed-out. When the projects are closed-out remaining balances (savings) are reported to the School Board and returned to the Capital Reserve.

This is a budget and expenditure activity report, and is not a construction status report. The accompanying introduction and notes are an integral part of this budget activity report.



SMART Program Budget Activity Report

Completed and Meets Standard Projects Detail Schedule for Quarter Ended March 31, 2018



GOB Referendum Approved by Voters on 11/4/2014 - 40 Months Since Approval

School/ Project	Original Budget	Current Budget	Prior Year Expenditures	Commitments	Current Year Expenditures	Balance
Eagles' Nest Elementary Charter School						
Charter School Technology Project Number: 535585004	60,841	60,817	60,817	-	-	-
Eagles' Nest Middle Charter School						
Charter School Technology Project Number: 535685004	33,268	33,247	33,247	-	-	-
Ely, Blanche High School						
Technology Infrastructure Upgrade Project Number: 036185001	11,000	-	-	-	-	-
Additional Computers to Close Gap Project Number: 036185002	435,000	434,767	434,767	-	-	-
Wireless Network Upgrade and CAT 6 Data Port Upgrade Project Number: 036185003	141,000	113,343	113,343	-	-	-
Music Instruments Project Number: 036185009	300,000	300,000	299,970	-	-	30
Weight Room Renovation Project Number: P.001931	121,000	121,000	-	-	117,354	3,646
Embassy Creek Elementary School						
Technology Infrastructure Upgrade Project Number: 319185001	106,000	84,488	84,488	-	-	-
Additional Computers to Close Gap Project Number: 319185002	292,000	291,808	291,808	-	-	-
Wireless Network Upgrade and CAT 6 Data Port Upgrade Project Number: 319185003	81,000	64,561	64,561	-	-	-

* Project expenditures include, but are not limited to, construction costs, design costs, permitting costs, advertising costs during the planning and procurement phase, equipment, work orders, and Program Management fees.

There may be some additional financial activity on these projects as the final payments are made and all of the purchase orders are closed-out. When the projects are closed-out remaining balances (savings) are reported to the School Board and returned to the Capital Reserve.

This is a budget and expenditure activity report, and is not a construction status report. The accompanying introduction and notes are an integral part of this budget activity report.



SMART Program Budget Activity Report

Completed and Meets Standard Projects Detail Schedule for Quarter Ended March 31, 2018



GOB Referendum Approved by Voters on 11/4/2014 - 40 Months Since Approval

School/ Project	Original Budget	Current Budget	Prior Year Expenditures	Commitments	Current Year Expenditures	Balance
Embassy Creek Elementary School						
Music Instruments Project Number: 319185009	50,000	50,000	12,000	6,638	29,212	2,150
Endeavour Primary Learning Center						
Additional Computers to Close Gap Project Number: 330185002	81,000	80,997	80,997	-	-	-
Wireless Network Upgrade and CAT 6 Data Port Upgrade Project Number: 330185003	21,000	20,240	20,240	-	-	-
Music Instruments Project Number: 330185009	50,000	50,000	1,337	14,156	34,507	-
Everglades Elementary School						
Technology Infrastructure Upgrade Project Number: 294285001	149,000	107,952	107,952	-	-	-
Additional Computers to Close Gap Project Number: 294285002	245,000	244,923	244,923	-	-	-
Wireless Network Upgrade and CAT 6 Data Port Upgrade Project Number: 294285003	53,000	51,918	51,918	-	-	-
Music Instruments Project Number: 294285009	50,000	50,000	13,368	8,194	28,433	5
Everglades High School						
Technology Infrastructure Upgrade Project Number: 373185001	424,000	306,433	306,433	-	-	-
Additional Computers to Close Gap Project Number: 373185002	567,000	566,863	566,863	-	-	-

* Project expenditures include, but are not limited to, construction costs, design costs, permitting costs, advertising costs during the planning and procurement phase, equipment, work orders, and Program Management fees.

There may be some additional financial activity on these projects as the final payments are made and all of the purchase orders are closed-out. When the projects are closed-out remaining balances (savings) are reported to the School Board and returned to the Capital Reserve.

This is a budget and expenditure activity report, and is not a construction status report. The accompanying introduction and notes are an integral part of this budget activity report.



SMART Program Budget Activity Report

Completed and Meets Standard Projects Detail Schedule for Quarter Ended March 31, 2018



GOB Referendum Approved by Voters on 11/4/2014 - 40 Months Since Approval

School/ Project	Original Budget	Current Budget	Prior Year Expenditures	Commitments	Current Year Expenditures	Balance
Everglades High School						
Wireless Network Upgrade and CAT 6 Data Port Upgrade Project Number: 373185003	152,000	132,292	132,292	-	-	-
Music Instruments Project Number: 373185009	300,000	300,000	101,711	637	197,651	1
Facil Projects - SMART Project Number: 373185010	540,000	-	-	-	-	-
Weight Room Renovation Project Number: p.002056	121,000	121,000	-	6,670	114,330	-
Excelsior Charter of Broward						
Charter School Technology Project Number: 539385004	51,850	51,830	51,830	-	-	-
Fairway Elementary School						
Additional Computers to Close Gap Project Number: 164185002	138,000	137,991	137,991	-	-	-
Wireless Network Upgrade and CAT 6 Data Port Upgrade Project Number: 164185003	93,000	68,009	68,009	-	-	-
Falcon Cove Middle School						
Technology Infrastructure Upgrade Project Number: 362285001	111,000	54,926	54,926	-	-	-
Additional Computers to Close Gap Project Number: 362285002	439,000	438,970	438,970	-	-	-
Wireless Network Upgrade and CAT 6 Data Port Upgrade Project Number: 362285003	28,000	24,853	24,853	-	-	-

* Project expenditures include, but are not limited to, construction costs, design costs, permitting costs, advertising costs during the planning and procurement phase, equipment, work orders, and Program Management fees.

There may be some additional financial activity on these projects as the final payments are made and all of the purchase orders are closed-out. When the projects are closed-out remaining balances (savings) are reported to the School Board and returned to the Capital Reserve.

This is a budget and expenditure activity report, and is not a construction status report. The accompanying introduction and notes are an integral part of this budget activity report.



SMART Program Budget Activity Report

Completed and Meets Standard Projects Detail Schedule for Quarter Ended March 31, 2018



GOB Referendum Approved by Voters on 11/4/2014 - 40 Months Since Approval

School/ Project	Original Budget	Current Budget	Prior Year Expenditures	Commitments	Current Year Expenditures	Balance
Falcon Cove Middle School						
School Choice Enhancement Project Number: P.002013	100,000	100,000	-	1,215	98,783	2
Flamingo Elementary School						
Technology Infrastructure Upgrade Project Number: 254185001	21,000	16,410	16,410	-	-	-
Additional Computers to Close Gap Project Number: 254185002	158,000	158,000	158,000	-	-	-
Wireless Network Upgrade and CAT 6 Data Port Upgrade Project Number: 254185003	88,000	49,598	49,598	-	-	-
Music Instruments Project Number: 254185009	50,000	50,000	9,839	11,309	28,851	1
School Choice Enhancement Project Number: p.002123	100,000	100,000	-	84,480	15,520	-
Flanagan, Charles W. High School						
Technology Infrastructure Upgrade Project Number: 339185001	417,000	416,988	416,988	-	-	-
Additional Computers to Close Gap Project Number: 339185002	327,000	326,941	326,941	-	-	-
Wireless Network Upgrade and CAT 6 Data Port Upgrade Project Number: 339185003	138,000	120,770	120,770	-	-	-
Weight Room Renovation Project Number: p.002057	121,000	121,000	-	110,901	734	9,365
Track Resurfacing Project Number: p.002075	300,000	300,000	180,416	2,346	-	117,238

* Project expenditures include, but are not limited to, construction costs, design costs, permitting costs, advertising costs during the planning and procurement phase, equipment, work orders, and Program Management fees.

There may be some additional financial activity on these projects as the final payments are made and all of the purchase orders are closed-out. When the projects are closed-out remaining balances (savings) are reported to the School Board and returned to the Capital Reserve.

This is a budget and expenditure activity report, and is not a construction status report. The accompanying introduction and notes are an integral part of this budget activity report.



SMART Program Budget Activity Report

Completed and Meets Standard Projects Detail Schedule for Quarter Ended March 31, 2018



GOB Referendum Approved by Voters on 11/4/2014 - 40 Months Since Approval

School/ Project	Original Budget	Current Budget	Prior Year Expenditures	Commitments	Current Year Expenditures	Balance
Floranada Elementary School						
Technology Infrastructure Upgrade Project Number: 085185001	30,000	16,917	16,917	-	-	-
Additional Computers to Close Gap Project Number: 085185002	228,000	227,923	227,923	-	-	-
Wireless Network Upgrade and CAT 6 Data Port Upgrade Project Number: 085185003	47,000	46,433	46,433	-	-	-
Forest Glen Middle School						
Technology Infrastructure Upgrade Project Number: 305185001	209,000	123,890	123,890	-	-	-
Additional Computers to Close Gap Project Number: 305185002	253,000	252,993	252,993	-	-	-
Wireless Network Upgrade and CAT 6 Data Port Upgrade Project Number: 305185003	81,000	76,928	76,928	-	-	-
Forest Hills Elementary School						
Additional Computers to Close Gap Project Number: 263185002	50,000	49,917	49,917	-	-	-
Wireless Network Upgrade and CAT 6 Data Port Upgrade Project Number: 263185003	85,000	76,300	76,300	-	-	-
Music Instruments Project Number: 263185009	50,000	50,000	8,536	31,541	9,923	-

* Project expenditures include, but are not limited to, construction costs, design costs, permitting costs, advertising costs during the planning and procurement phase, equipment, work orders, and Program Management fees.

There may be some additional financial activity on these projects as the final payments are made and all of the purchase orders are closed-out. When the projects are closed-out remaining balances (savings) are reported to the School Board and returned to the Capital Reserve.

This is a budget and expenditure activity report, and is not a construction status report. The accompanying introduction and notes are an integral part of this budget activity report.



SMART Program Budget Activity Report

Completed and Meets Standard Projects Detail Schedule for Quarter Ended March 31, 2018



GOB Referendum Approved by Voters on 11/4/2014 - 40 Months Since Approval

School/ Project	Original Budget	Current Budget	Prior Year Expenditures	Commitments	Current Year Expenditures	Balance
Forest Hills Elementary School						
Replace existing air handling units with new equipment, etc. Project Number: P.000827	2,100,000	2,100,000	1,006,423	3,784	13,105	1,076,688
Fort Lauderdale High School						
Technology Infrastructure Upgrade Project Number: 095185001	9,000	2,704	2,704	-	-	-
Wireless Network Upgrade and CAT 6 Data Port Upgrade Project Number: 095185003	137,000	102,300	102,300	-	-	-
Fox Trail Elementary School						
Technology Infrastructure Upgrade Project Number: 353185001	17,000	10,233	10,233	-	-	-
Additional Computers to Close Gap Project Number: 353185002	284,000	283,991	283,991	-	-	-
Wireless Network Upgrade and CAT 6 Data Port Upgrade Project Number: 353185003	121,000	78,320	78,320	-	-	-
Music Instruments Project Number: 353185009	50,000	50,000	29,534	344	17,382	2,740
Franklin Academy A						
Charter School Technology Project Number: 501285004	351,260	351,258	351,258	-	-	-
Franklin Academy B						
Charter School Technology Project Number: 501085004	39,262	39,261	39,261	-	-	-

* Project expenditures include, but are not limited to, construction costs, design costs, permitting costs, advertising costs during the planning and procurement phase, equipment, work orders, and Program Management fees.

There may be some additional financial activity on these projects as the final payments are made and all of the purchase orders are closed-out. When the projects are closed-out remaining balances (savings) are reported to the School Board and returned to the Capital Reserve.

This is a budget and expenditure activity report, and is not a construction status report. The accompanying introduction and notes are an integral part of this budget activity report.



SMART Program Budget Activity Report

Completed and Meets Standard Projects Detail Schedule for Quarter Ended March 31, 2018



GOB Referendum Approved by Voters on 11/4/2014 - 40 Months Since Approval

School/ Project	Original Budget	Current Budget	Prior Year Expenditures	Commitments	Current Year Expenditures	Balance
Gator Run Elementary School						
Technology Infrastructure Upgrade Project Number: 364285001	176,000	113,689	113,689	-	-	-
Additional Computers to Close Gap Project Number: 364285002	284,000	283,859	283,859	-	-	-
Wireless Network Upgrade and CAT 6 Data Port Upgrade Project Number: 364285003	127,000	68,163	68,163	-	-	-
Music Instruments Project Number: 364285009	50,000	50,000	13,480	595	32,444	3,481
Glades Middle School						
Additional Computers to Close Gap Project Number: 202185002	281,000	280,980	280,980	-	-	-
Wireless Network Upgrade and CAT 6 Data Port Upgrade Project Number: 202185003	25,000	23,295	1,262	-	22,033	-
School Choice Enhancement Project Number: P.001927	100,000	100,000	-	5,274	94,678	48
Griffin Elementary School						
Technology Infrastructure Upgrade Project Number: 285185001	26,000	24,681	24,681	-	-	-
Additional Computers to Close Gap Project Number: 285185002	151,000	150,993	150,993	-	-	-
Wireless Network Upgrade and CAT 6 Data Port Upgrade Project Number: 285185003	80,000	46,648	46,648	-	-	-

* Project expenditures include, but are not limited to, construction costs, design costs, permitting costs, advertising costs during the planning and procurement phase, equipment, work orders, and Program Management fees.

There may be some additional financial activity on these projects as the final payments are made and all of the purchase orders are closed-out. When the projects are closed-out remaining balances (savings) are reported to the School Board and returned to the Capital Reserve.

This is a budget and expenditure activity report, and is not a construction status report.
The accompanying introduction and notes are an integral part of this budget activity report.



SMART Program Budget Activity Report

Completed and Meets Standard Projects Detail Schedule for Quarter Ended March 31, 2018



GOB Referendum Approved by Voters on 11/4/2014 - 40 Months Since Approval

School/ Project	Original Budget	Current Budget	Prior Year Expenditures	Commitments	Current Year Expenditures	Balance
Griffin Elementary School						
Music Instruments Project Number: 285185009	50,000	50,000	14,977	190	34,832	1
Gulfstream Academy of Hallandale Beach K-8(Hallandale Adult & Community Center)						
Technology Infrastructure Upgrade Project Number: 059285001	143,000	128,656	128,656	-	-	-
Wireless Network Upgrade and CAT 6 Data Port Upgrade Project Number: 059285003	136,000	73,519	73,519	-	-	-
Re-Roof Buildings #13 & 14 Project Number: P.001616	383,000	383,000	351,539	-	-	31,461
School Choice Enhancement Project Number: P.001887	100,000	100,000	76,122	-	23,878	-
Gulfstream Academy of Hallandale Beach K-8(Hallandale Elementary School)						
Technology Infrastructure Upgrade Project Number: 013185001	139,000	77,263	77,263	-	-	-
Additional Computers to Close Gap Project Number: 013185002	204,000	203,960	203,960	-	-	-
Wireless Network Upgrade and CAT 6 Data Port Upgrade Project Number: 013185003	82,000	52,859	52,859	-	-	-
Music Instruments Project Number: 013185009	50,000	100,000	-	46,370	53,541	89

* Project expenditures include, but are not limited to, construction costs, design costs, permitting costs, advertising costs during the planning and procurement phase, equipment, work orders, and Program Management fees.

There may be some additional financial activity on these projects as the final payments are made and all of the purchase orders are closed-out. When the projects are closed-out remaining balances (savings) are reported to the School Board and returned to the Capital Reserve.

This is a budget and expenditure activity report, and is not a construction status report. The accompanying introduction and notes are an integral part of this budget activity report.



SMART Program Budget Activity Report

Completed and Meets Standard Projects Detail Schedule for Quarter Ended March 31, 2018



GOB Referendum Approved by Voters on 11/4/2014 - 40 Months Since Approval

School/ Project	Original Budget	Current Budget	Prior Year Expenditures	Commitments	Current Year Expenditures	Balance
Gulfstream Early Learning Center of Excellence						
Additional Computers to Close Gap Project Number: 393185002	46,000	45,772	45,772	-	-	-
Wireless Network Upgrade and CAT 6 Data Port Upgrade Project Number: 393185003	89,000	32,087	-	-	32,087	-
Hallandale High School						
Technology Infrastructure Upgrade Project Number: 040385001	9,000	1,568	1,568	-	-	-
Additional Computers to Close Gap Project Number: 040385002	245,000	244,957	244,957	-	-	-
Wireless Network Upgrade and CAT 6 Data Port Upgrade Project Number: 040385003	152,000	131,164	131,164	-	-	-
Track Resurfacing Project Number: p.002076	300,000	300,000	185,644	7,710	1,100	105,546
Harbordale Elementary School						
Technology Infrastructure Upgrade Project Number: 049185001	36,000	23,058	23,058	-	-	-
Additional Computers to Close Gap Project Number: 049185002	104,000	103,993	103,993	-	-	-
Wireless Network Upgrade and CAT 6 Data Port Upgrade Project Number: 049185003	45,000	25,301	25,301	-	-	-

* Project expenditures include, but are not limited to, construction costs, design costs, permitting costs, advertising costs during the planning and procurement phase, equipment, work orders, and Program Management fees.

There may be some additional financial activity on these projects as the final payments are made and all of the purchase orders are closed-out. When the projects are closed-out remaining balances (savings) are reported to the School Board and returned to the Capital Reserve.

This is a budget and expenditure activity report, and is not a construction status report. The accompanying introduction and notes are an integral part of this budget activity report.



SMART Program Budget Activity Report

Completed and Meets Standard Projects Detail Schedule for Quarter Ended March 31, 2018



GOB Referendum Approved by Voters on 11/4/2014 - 40 Months Since Approval

School/ Project	Original Budget	Current Budget	Prior Year Expenditures	Commitments	Current Year Expenditures	Balance
Hawkes Bluff Elementary School						
Technology Infrastructure Upgrade Project Number: 313185001	127,000	83,572	83,572	-	-	-
Additional Computers to Close Gap Project Number: 313185002	152,000	151,696	151,696	-	-	-
Wireless Network Upgrade and CAT 6 Data Port Upgrade Project Number: 313185003	114,000	60,754	60,754	-	-	-
Music Instruments Project Number: 313185009	50,000	50,000	2,067	33,283	14,610	40
Henry D. Perry Education Center						
Technology Infrastructure Upgrade Project Number: 101185001	9,000	-	-	-	-	-
Additional Computers to Close Gap Project Number: 101185002	64,000	63,974	63,974	-	-	-
Wireless Network Upgrade and CAT 6 Data Port Upgrade Project Number: 101185003	139,000	78,994	78,994	-	-	-
Henry McNeal Turner Learning Academy						
Charter School Technology Project Number: 541885004	24,576	24,668	24,668	-	-	-
Heron Heights Elementary School						
Additional Computers to Close Gap Project Number: 396185002	298,000	297,799	297,799	-	-	-

* Project expenditures include, but are not limited to, construction costs, design costs, permitting costs, advertising costs during the planning and procurement phase, equipment, work orders, and Program Management fees.

There may be some additional financial activity on these projects as the final payments are made and all of the purchase orders are closed-out. When the projects are closed-out remaining balances (savings) are reported to the School Board and returned to the Capital Reserve.

This is a budget and expenditure activity report, and is not a construction status report. The accompanying introduction and notes are an integral part of this budget activity report.



SMART Program Budget Activity Report

Completed and Meets Standard Projects Detail Schedule for Quarter Ended March 31, 2018



GOB Referendum Approved by Voters on 11/4/2014 - 40 Months Since Approval

School/ Project	Original Budget	Current Budget	Prior Year Expenditures	Commitments	Current Year Expenditures	Balance
Heron Heights Elementary School						
Wireless Network Upgrade and CAT 6 Data Port Upgrade Project Number: 396185003	20,000	19,997	19,997	-	-	-
Hollywood Academy of Arts and Science Elementary						
Charter School Technology Project Number: 532585004	311,399	311,392	311,392	-	-	-
Hollywood Academy of Arts and Science Middle						
Charter School Technology Project Number: 536285004	139,365	139,358	139,358	-	-	-
Hollywood Central Elementary School						
Technology Infrastructure Upgrade Project Number: 012185001	26,000	12,199	12,199	-	-	-
Additional Computers to Close Gap Project Number: 012185002	119,000	118,908	118,908	-	-	-
Wireless Network Upgrade and CAT 6 Data Port Upgrade Project Number: 012185003	76,000	51,725	51,725	-	-	-
Music Instruments Project Number: 012185009	50,000	50,000	3,411	6,512	40,077	-
Hollywood Hills Elementary School						
Additional Computers to Close Gap Project Number: 011185002	189,000	188,866	188,866	-	-	-
Wireless Network Upgrade and CAT 6 Data Port Upgrade Project Number: 011185003	126,000	1,325	1,325	-	-	-

* Project expenditures include, but are not limited to, construction costs, design costs, permitting costs, advertising costs during the planning and procurement phase, equipment, work orders, and Program Management fees.

There may be some additional financial activity on these projects as the final payments are made and all of the purchase orders are closed-out. When the projects are closed-out remaining balances (savings) are reported to the School Board and returned to the Capital Reserve.

This is a budget and expenditure activity report, and is not a construction status report.
The accompanying introduction and notes are an integral part of this budget activity report.



SMART Program Budget Activity Report

Completed and Meets Standard Projects Detail Schedule for Quarter Ended March 31, 2018



GOB Referendum Approved by Voters on 11/4/2014 - 40 Months Since Approval

School/ Project	Original Budget	Current Budget	Prior Year Expenditures	Commitments	Current Year Expenditures	Balance
Hollywood Hills Elementary School						
Music Instruments Project Number: 011185009	50,000	50,000	12,990	26,305	10,669	36
Hollywood Hills High School						
Technology Infrastructure Upgrade Project Number: 166185001	64,000	53,175	53,175	-	-	-
Additional Computers to Close Gap Project Number: 166185002	417,000	416,991	416,991	-	-	-
Wireless Network Upgrade and CAT 6 Data Port Upgrade Project Number: 166185003	235,000	114,408	114,408	-	-	-
Weight Room Renovation Project Number: P.002014	121,000	121,000	-	85	119,467	1,448
Track Resurfacing Project Number: p.002077	300,000	300,000	275,296	12,123	-	12,581
Hollywood Park Elementary School						
Additional Computers to Close Gap Project Number: 176185002	121,000	120,947	120,947	-	-	-
Wireless Network Upgrade and CAT 6 Data Port Upgrade Project Number: 176185003	72,000	43,004	43,004	-	-	-
Music Instruments Project Number: 176185009	50,000	50,000	4,212	7,226	38,561	1
Horizon Elementary School						
Additional Computers to Close Gap Project Number: 253185002	117,000	116,902	116,902	-	-	-

* Project expenditures include, but are not limited to, construction costs, design costs, permitting costs, advertising costs during the planning and procurement phase, equipment, work orders, and Program Management fees.

There may be some additional financial activity on these projects as the final payments are made and all of the purchase orders are closed-out. When the projects are closed-out remaining balances (savings) are reported to the School Board and returned to the Capital Reserve.

This is a budget and expenditure activity report, and is not a construction status report. The accompanying introduction and notes are an integral part of this budget activity report.



SMART Program Budget Activity Report

Completed and Meets Standard Projects Detail Schedule for Quarter Ended March 31, 2018



GOB Referendum Approved by Voters on 11/4/2014 - 40 Months Since Approval

School/ Project	Original Budget	Current Budget	Prior Year Expenditures	Commitments	Current Year Expenditures	Balance
Horizon Elementary School						
Wireless Network Upgrade and CAT 6 Data Port Upgrade Project Number: 253185003	83,000	55,369	55,369	-	-	-
Music Instruments Project Number: 253185009	50,000	50,000	21,767	2,599	25,583	51
Facil Projects - SMART Project Number: 253185010	60,000	-	-	-	-	-
Hunt, James S. Elementary School						
Additional Computers to Close Gap Project Number: 197185002	190,000	189,620	189,620	-	-	-
Wireless Network Upgrade and CAT 6 Data Port Upgrade Project Number: 197185003	94,000	60,906	60,906	-	-	-
Imagine Charter School at Weston						
Charter School Technology Project Number: 511185004	222,085	222,051	222,051	-	-	-
Imagine Elementary at North Lauderdale Charter School						
Charter School Technology Project Number: 517185004	162,443	162,438	162,438	-	-	-
Imagine Schools at Broward						
Charter School Technology Project Number: 502485004	258,949	258,938	258,938	-	-	-
Indian Ridge Middle School						
Technology Infrastructure Upgrade Project Number: 347185001	327,000	196,810	196,810	-	-	-

* Project expenditures include, but are not limited to, construction costs, design costs, permitting costs, advertising costs during the planning and procurement phase, equipment, work orders, and Program Management fees.

There may be some additional financial activity on these projects as the final payments are made and all of the purchase orders are closed-out. When the projects are closed-out remaining balances (savings) are reported to the School Board and returned to the Capital Reserve.

This is a budget and expenditure activity report, and is not a construction status report.
The accompanying introduction and notes are an integral part of this budget activity report.



SMART Program Budget Activity Report

Completed and Meets Standard Projects Detail Schedule for Quarter Ended March 31, 2018



GOB Referendum Approved by Voters on 11/4/2014 - 40 Months Since Approval

School/ Project	Original Budget	Current Budget	Prior Year Expenditures	Commitments	Current Year Expenditures	Balance
Indian Ridge Middle School						
Additional Computers to Close Gap Project Number: 347185002	245,000	244,986	244,986	-	-	-
Wireless Network Upgrade and CAT 6 Data Port Upgrade Project Number: 347185003	18,000	3,979	3,979	-	-	-
Music Instruments Project Number: 347185009	100,000	100,000	99,997	-	-	3
School Choice Enhancement Project Number: P.001803	100,000	100,000	99,948	-	-	52
Indian Trace Elementary School						
Technology Infrastructure Upgrade Project Number: 318185001	52,000	50,990	50,990	-	-	-
Additional Computers to Close Gap Project Number: 318185002	111,000	110,905	110,905	-	-	-
Wireless Network Upgrade and CAT 6 Data Port Upgrade Project Number: 318185003	46,000	43,737	43,737	-	-	-
Music Instruments Project Number: 318185009	50,000	50,000	24,100	7,698	18,198	4
Kidz Choice Charter						
Charter School Technology Project Number: 540985004	32,069	32,063	32,063	-	-	-
King, Martin Luther (Dr. Martin Luther King, Jr. Montessori Academy)						
Additional Computers to Close Gap Project Number: 161185002	43,000	42,892	42,892	-	-	-

* Project expenditures include, but are not limited to, construction costs, design costs, permitting costs, advertising costs during the planning and procurement phase, equipment, work orders, and Program Management fees.

There may be some additional financial activity on these projects as the final payments are made and all of the purchase orders are closed-out. When the projects are closed-out remaining balances (savings) are reported to the School Board and returned to the Capital Reserve.

This is a budget and expenditure activity report, and is not a construction status report. The accompanying introduction and notes are an integral part of this budget activity report.



SMART Program Budget Activity Report

Completed and Meets Standard Projects Detail Schedule for Quarter Ended March 31, 2018



GOB Referendum Approved by Voters on 11/4/2014 - 40 Months Since Approval

School/ Project	Original Budget	Current Budget	Prior Year Expenditures	Commitments	Current Year Expenditures	Balance
King, Martin Luther (Dr. Martin Luther King, Jr. Montessori Academy)						
Wireless Network Upgrade and CAT 6 Data Port Upgrade Project Number: 161185003	49,000	36,085	36,085	-	-	-
Music Instruments Project Number: 161185009	50,000	50,000	7,316	50	41,914	720
Lake Forest Elementary School						
Technology Infrastructure Upgrade Project Number: 083185001	17,000	11,378	11,378	-	-	-
Additional Computers to Close Gap Project Number: 083185002	169,000	168,884	168,884	-	-	-
Wireless Network Upgrade and CAT 6 Data Port Upgrade Project Number: 083185003	45,000	32,051	32,051	-	-	-
Music Instruments Project Number: 083185009	50,000	50,000	3,063	16,230	30,705	2
Re-roof of Building #4 in accordance with all applicable Codes and Standards Project Number: P.001484	475,000	475,000	348,772	-	-	126,228
Single Point of Entry Project Number: P.001826	195,000	195,000	14,956	49,585	35,996	94,463
Lakeside Elementary School						
Technology Infrastructure Upgrade Project Number: 359185001	128,000	97,362	97,362	-	-	-

* Project expenditures include, but are not limited to, construction costs, design costs, permitting costs, advertising costs during the planning and procurement phase, equipment, work orders, and Program Management fees.

There may be some additional financial activity on these projects as the final payments are made and all of the purchase orders are closed-out. When the projects are closed-out remaining balances (savings) are reported to the School Board and returned to the Capital Reserve.

This is a budget and expenditure activity report, and is not a construction status report. The accompanying introduction and notes are an integral part of this budget activity report.

