



Established 1915

BROWARD
County Public Schools



BOND OVERSIGHT COMMITTEE QUARTERLY REPORT

FOR THE QUARTER ENDED March 31, 2018

Meeting May 21, 2018

SAFETY
MUSIC & ART
ATHLETICS
RENOVATION
TECHNOLOGY

FY18 Q3

COMMITTEE MEMBERS

Adam Rabinowitz, Esq.
Committee Chair

Ann Siegel, Esq.
Committee Vice-Chair

Bruce Bernard
Committee Member

Chief, Donald DiPetrillo
Committee Member

Steve Hillberg
Committee Member

Latha Krishnaiyer
Committee Member

Laura Aker Reece
Committee Member

PREFACE

The School Board of Broward County (the District) is pleased to present the latest **Bond Oversight Committee Report for the quarter ending March, 2018**. We invite you to explore the pages that follow for an overview and accompanying details of the progress being made on the SMART Program (**S**afety, **M**usic & **A**rt, **A**thletics, **R**enovation and **T**echnology).

This report is the latest quarterly document prepared for the Bond Oversight Committee (BOC), which was established shortly after the start of the SMART Program to provide independent, external oversight to the Broward County Public School's improvements in the SMART Program.

The BOC report is prepared on a quarterly basis to provide a progress report of \$800 million bond and how the funds are working towards making much needed improvements to 232 district schools. **The goal of the report is to promote transparency and accountability** as this monumental initiative builds momentum and delivers on the District's commitment to improve the learning environment in schools districtwide over the next 5 – 7 years.

The following pages offer an **Introduction section** with a high level overview of the progress made this past quarter. The Introduction is then followed by a **detailed report of each of the key components of the SMART initiative** including **Safety, Music & Art, Athletics, Renovations (Facilities), Technology** as well as a **fiscal report from the Capital and Budget** department. A **history of the program** and a **glossary** of SMART acronyms and terminology is also included to help readers better understand the information provided.

The quarterly report features the School Spotlights which provide a progress report on each of the 232 schools in the SMART program. These school spotlights will also be featured on the SMART website at www.browardschools.com/smartfutures.

You can also access earlier quarterly reports by visiting the BOC website at <http://www.broward.k12.fl.us/boc/>

Thank you for your interest in the SMART Program!

SAFETY
MUSIC & ART
ATHLETICS
RENOVATION
TECHNOLOGY



#BCPSSMARTFutures



Bond Oversight Committee Meeting
May 21, 2018
5:30 p.m.

TABLE OF CONTENTS

| | |
|---|-----------------|
| Preface | Page i |
| The SMART Glossary | Page 1 |
| The SMART Story | Page 7 |
| Introduction | Page 10 |
| Section 1 – Technology SBBC Schools Tony Hunter, Chief Information Officer | Page 21 |
| Section 2 – Technology Charter Schools Tony Hunter, Chief Information Officer | Page 27 |
| Section 3 – Music & Art Equipment Daniel Gohl, Chief Academic Officer | Page 29 |
| Section 4 – Athletics Leslie Brown, Chief Portfolio Services Officer | Page 63 |
| Section 5 – Facilities Leo Bobadilla, Chief Facilities Officer Robert Corbin, CBRE Heery International Adrian Viera, Atkins | Page 71 |
| Section 6 – Budget Activity Judith Marte, Chief Financial Officer | Page 461 |
| Section 7 – Supplier Diversity Outreach Program Maurice Woods, Chief Strategy & Operations Officer | Page 679 |
| Section 8 – Communications Yvonne Garth, Garth Solutions/CBRE Heery | Page 709 |





The SMART Glossary

THE SMART GLOSSARY

Adopted District Educational Facilities Plan – The Adopted District Educational Facilities Plan FY 16 is the District's Educational Facilities Plan (DEFP) adopted by the School Board each year.

ATP – Authorization to Proceed with design services.

BCPS – Broward County Public Schools.

BOC – The Bond Oversight Committee is an independent panel that oversees the SMART Initiative through the review of project expenditures and quarterly reports, and by facilitating public input through regularly scheduled hearings.

Basic Equipment List – A document showing the minimum type and quantity of musical equipment that schools should possess to offer core music courses.

Building Envelope – SMART projects pertaining to work on a building's exterior, roofs, walls and windows.

Building Replacement – Requires additional analysis by the Design Professional to determine if a building is in a condition that would warrant replacement or if the building is sufficiently structurally sound that would make improvements appropriate.

CMAR – Construction Manager at Risk is a contractor that provides pre-construction services, cost estimates, construction management and other related services. Hiring the contractors at this early stage in the design process is a valuable step to ensure a seamless and faster transition from designing to implementing improvements.

CSMP – Construction Services Minor Projects are open-end agreements to expedite single construction projects that are valued at \$2 million or less.

Capital Outlay Tax Rate – Money raised from local taxpayers to spend on either the purchase of a fixed asset or to extend its useful life.

Capital Projects – Construction, renovations or replacement to improve or maintain an existing asset of the School District.

Commitment – A project obligation, such as a purchase order or a requisition.

Current Budget – Current approved budget including any School Board approved changes that impacted the Original Budget.

DHCP – Dynamic Host Configuration Protocol is a way to assign dynamic IP addresses to devices in a network.

THE SMART GLOSSARY continued

DNS – Domain Name Systems is the way Internet domain names and addresses are tracked and regulated.

DR Storage – Disaster Recovery Storage is a backup system used to store and retrieve computer files and data.

Design Phase – The third (3) phase of the six-phased process in which drawings and plans are developed for eventual implementation by contractors and vendors.

Design Professionals – A term referring to architects, engineers, interior designers and landscape architects whose application of appropriate design services require licensing or state registration.

Digital Instructional Resources – Instructional materials that are conveyed by way of digital media, including, digital textbooks, applets and applications, and online supplementary resources.

Disparity Study – A type of market analysis to determine if a statistical difference exists between the number or types of companies available to participate in the bid for contracts versus those firms that actually obtain those contracts.

District Educational Facilities Plan (DEFP) – A 5-year budget planning document.

Financially Active Project – A project with existing commitments or expenses.

FY – An abbreviation for funding year in which funds are released to initiate project planning and implementation

GOB – The 2014 General Obligation Bond was approved by Broward County voters and pays for renovation projects and technology for District-owned schools and charter schools.

Gap Analysis – Measurement of areas of greatest need for each school to determine whether schools are operating within music instruction's minimum standards.

HVAC – Heating, ventilation and air conditioning.

I&T – The School District's Information and Technology Department is responsible for designing, implementing and managing information technology solutions that improve student achievement and operational efficiency.

IPAM – Internet Protocol Address Management is a means of planning, tracking and managing the Internet Protocol address space used in a network.

THE SMART GLOSSARY continued

IT – Information Technology refers to anything related to computer technology, such as networking, hardware, software, the Internet or the people working with those technologies.

ITB – Invitation to Bid is a process similar to a Request for Quotations (RFQs) in which contractors, suppliers and vendors are invited to bid to provide the School District with specific products or services.

Implementation Phase – The fifth of the six-phase SMART Initiative process in which contractors or vendors begin work on SMART projects.

Improvements – SMART projects involving construction or renovations that have a life cycle of more than five years.

Load Balancing System – A network that improves the distribution of workloads across multiple computing resources, such as computers, central processing units, disk drives and other network links.

MWBE – A government designation for Minority and Women-Owned Business Enterprises.

NGFW – Next Generation Firewall is either a hardware or software-based network security system that is able to detect and block sophisticated attacks by enforcing security policies at the application, port and protocol levels.

Network Security Perimeter Defense – A firewall used to prevent attacks on a computer network.

Non-GOB Funding – Money for School District capital improvement projects that come from other budget sources outside of the 2014 General Obligation Bond.

NTP – Notice to Proceed is a letter from owner or project manager to a contractor stating the date work can begin according to conditions of the contract.

OF&C – The Office of Facilities and Construction oversees all construction and renovation projects in the School District, including those in the SMART Initiative.

Original Budget – Budget approved at the May 19, 2015 school board meeting that established the SMART Program's 5 year budgets.

PCM – Project Charter Meetings are informational sessions where school district officials and project architects explain the scope, schedule and objectives of SMART projects to the parents, students, volunteers and local public officials who make up a school's community.

THE SMART GLOSSARY continued

PPO – The Physical Plant Operations Department responds to routine and emergency requests to repair and maintain District assets. PPO is responsible for various infrastructure work, including air conditioning, carpentry, electrical, plumbing to provide a safe learning environment for Broward County school students.

PSA – Professional Services Agreements are contracts between the District and consultants, design professionals or vendors to complete work during a specific time period.

Phase – One of six steps in the process of developing a project from initial planning to final quality assurance inspection one construction is completed.

Professional Design Services – See Design Professionals

Project – The undertaking to improve school infrastructure, technology or to provide equipment under provisions of the SMART Initiative.

Project Scope – The part of planning that involves determining and documenting a list of specific project costs, goals, deadlines and tasks to assure that results are achieved to make sure the project is successfully completed.

QSEC – The Qualification Selection Evaluation Committee is the School District's independent panel that evaluates and ranks proposals.

RFQ – Request for Qualifications is a process that solicits contractors, suppliers and vendors to bid to provide specific products or services to the District.

SAC – School Advisory Councils are committees of volunteers who assist principals and other school administrators in the preparation and evaluation of the school's improvement plan.

SBBC – School Board of Broward County.

SCEP – The School Choice Enhancement Program allows every District-owned school in the SMART Initiative to determine how to spend \$100,000 on smaller capital projects to improve the condition of an instructional space or educational environment.

SDOP – The Supplier Diversity Outreach Program remains a key part of the School District's efforts to ensure that small, minority-owned and women-owned businesses are represented as consultants, contractors, designers and vendors in the SMART Initiative.

SMART – Safety, Music & Art, Athletics, Renovations and Technology (SMART), which is the ongoing capital improvement program to address infrastructure and equipment needs of the Broward County Public Schools.

THE SMART GLOSSARY continued

SMART Program Years – Years 1 through 5 refer to the year that funding is identified for SMART Program projects. As identified and approved in the 2014 needs assessment.

SMART Website – District website that lists completed and ongoing SMART projects. The link is <http://browardschools.com/smartfutures>

S/M/WBE – A government designation for Small/Minority/Women Business Enterprise.

SPE – Single Point of Entry is a SMART security project that uses fencing, gates and other structures to create a primary means of access onto a school campus.

School Community – The parents, students, school staff and volunteers and local elected officials who make up the constituency an individual school serves.




The *SMART* Story & Introduction


SMART Road to Success



START



BCPS IDENTIFIED \$3 BILLION IN NEEDED improvements and renovations through a District-wide Needs Assessment



BCPS PRIORITIZED NEEDS into a plan called the SMART (Safety, Music & Art, Athletics, Renovation and Technology) Program and began seeking public support for a bond referendum.



\$800 MILLION GENERAL OBLIGATION BOND (GOB) REFERENDUM passed by voters on **November 4, 2014**.

2015

MARCH



COURT VALIDATES GOB REFERENDUM and **Bond Oversight Committee (BOC)** is established

JUNE




YEAR 1 FUNDING RELEASED. Board approves Adopted District Educational Facilities Plan (ADEFP) including SMART Year 1 projects and the **first series of bonds are released**

AUGUST



BCPS HIRES HEERY + ATKINS a **Program Management Office (PMO)** team, Owner Rep (Heery) and Cost/Program Controls (Atkins) as a team of consultants to manage SMART Program



2019-2021

2018

DRIVING TOWARDS SUCCESS

The PMO and District staff are regaining the schedule and they feel confident the SMART Program's 5-7 year timeline will be achieved by 2021.



GETTING BACK ON TRACK

The District implemented strategies that propelled Year 1 and 2 projects to get on course with Year 3 projects.

Y1, Y2, & Y3 all commenced
Y4 & Y5 initiated early

2017



SOLUTIONS IDENTIFIED

BCPS enacted **new processes and a robust tool kit of delivery methods** for implementing the needed improvements to District schools in the SMART Program

2016



EARLY ANALYSIS from the Program Management Office (PMO) found that key aspects of the District policies could be altered to include more construction methodology to implement the SMART program improvements.

CORRECTIONS FROM PREVIOUS QUARTER

The following list are **clarifications** to correct errors or oversights that have been inadvertently published in previous SMART BOC Reports:

| PREVIOUSLY PRINTED | CORRECTION |
|---|---|
| Facilities Section | |
| Atlantic Technical College, Arthur Ashe, Jr. Campus – Primary Phase 3 –Status 100% | Primary phase 3 status was corrected to 95% Complete |
| Banyan Elementary – Primary Phase 3 – Status 100% | Primary phase 3 status was corrected to 95% Complete |
| Cypress Bay High School – Primary Renovation Phase 2 – Phase 4, 5, & 6 start and completion dates | Primary Renovation Phase 2 planned dates have been corrected to Phase 4 – Q4 2018, Phase 5 – Q1 2019, Phase 6 – Q2 2020 |
| Dr. Martin Luther King, Jr Montessori Academy – Primary HVAC Improvements Budget – \$64,204 | Primary HVAC Improvements Budget was changed to \$66,825 |
| Dr. Martin Luther King, Jr Montessori Academy – HVAC Chiller Replacement Budget – \$148,796 | HVAC Chiller Replacement Budget was changed to \$146,175 |
| Floranada Elementary School – Primary Phase 3 – Status 90% | Primary phase 3 status was corrected to 10% Complete |
| Griffin Elementary School – Primary Phase 3 – Status 100% | Primary phase 3 status was corrected to 95% Complete |
| Hallandale High School – Name Change | Name was changed to Hallandale Magnet High School |
| Hollywood Hills High School – SCEP - Status 90% | SCEP status was corrected to 52% Complete |
| Margate Elementary School – SCEP - Status 85% | SCEP status was corrected to 55% Complete |
| Northeast High School – Primary Phase 3 - Status 100% | Primary phase 3 status was corrected to 95% Complete |
| Palm Cove Elementary School – Primary Phase 3 - Status 100% | Primary phase 3 status was corrected to 95% Complete |
| Rock Island Elementary School – Primary Phase 3 - Status 100% | Primary phase 3 status was corrected to 95% Complete |
| Sandpiper Elementary School – Primary Phase 3 - Status 100% | Primary phase 3 status was corrected to 95% Complete |
| Tedder Elementary School – SCEP Phase 2 planned date – Q1 2016 | SCEP phase 2 planned date was corrected to Q2 2016 |
| Walker Elementary School – Primary Phase 3 - Status 100% | Primary phase 3 status was corrected to 95% Complete |
| Budget Activity Section | |
| Number of Financially Active and Completed/Meets Standard Projects: FY18 Q2: 1,441 / FY 18 Q1: 1,423 | Number of Financially Active and Completed/Meets Standard Projects was corrected to: FY18 Q2: 1,955 / FY18 Q1: 1,623 |

INTRODUCTION

During the months of **January through March 2018**, the School Board of Broward County (The District) has made significant progress in all areas of the SMART Program (**S**afety, **M**usic & Art, **A**thletics, **R**enovation and **T**echnology). The SMART Program expenditures are bringing new computers, musical equipment and better facilities to the Broward County Public Schools.

What follows in this **introduction** section is **a summary showing the progress being made in each key area of the SMART Program**. Supporting details can be found in the subsequent sections of this Bond Oversight Committee Report for the quarter ending March 31, 2018.



Technology SBBC Schools:

As of March 31, 2018, the SMART technology deployment is fully completed for all 230 schools. All work has been completed for the three (3) Project Scopes identified in the SMART Program:

- 83,362 computing devices were delivered to 209 schools
- **Computer Gap:** Many schools exceeded the goal of 3.5:1 student to computer ratio, bringing the district to a 2:1 average student to computer ratio.
- **Infrastructure Upgrade** Completed for all Schools
- **Wireless/Cat6 Upgrade** 13,166 Wireless Access Points were installed, in addition to installing 12,738 CAT6 Wiring drops.

This Project was completed with a Savings of \$10.3 million to the district.



Technology Charter Schools:

The development of charter school technology is completed for the 67 eligible schools as more than 11,314 computing devices have been ordered and installed.



Music and Art Equipment:

As a result of the hard work associated with our SMART bond project, we are excited to be able to offer to our students a wide variety of musical experiences that will result in a deeper appreciation for music, musical creativity, and a pathway that provides our students with a life-long appreciation for music. **At the end of this quarter, 100% of all requested music equipment has been ordered for schools with music programs, and most of the items have been delivered.** Since last quarter an additional 4,112 pieces of equipment were delivered, increasing the total number of pieces delivered to 50,639 and bringing us to **87% completion** of providing SMART musical instruments and equipment to our schools. We continue to receive equipment on a regular basis which serves to greatly improve our student's musical education.

Our music teachers are now preparing for their spring programs and assessments using the best equipment possible. The progress and quality of schools' musical products and performances have been a joy to witness. We continue our mission to offer a well-rounded education and provide a quality comprehensive music education for all students.



Music and Art Equipment – Kiln Program:

In the effort to streamline the multi-department process of evaluating, replacing, and installing new kilns, the Art Curriculum supervisor is working in tandem with visual art teachers and the PPO Department in entering work orders with kiln performance details gathered via a secondary more detailed teacher's survey. We anticipate that removing this task from schools, will assist in expediting the kiln replacement process.

For the quarter ending on March 31st 2018, **kiln orders and deliveries are up to 50.**

Music and Art Equipment – Theater Equipment:

The allocation for theater funding over 5 years is 1.3 million. The disbursements to schools will follow the model employed for music equipment. On April 6, 2018 a memo was disseminated to all schools detailing eligibility and procedure for ordering equipment. The Department of Applied Learning anticipates that all orders for theater will be placed by the end of the quarter ending June 30, 2018.





Athletics:

The athletics program has hit the ground running! Notable progress was made throughout this quarter within the athletics program. Key accomplishments include **4 additional tracks** and **4 additional weight rooms** completed this quarter. To mark the completion of weight rooms, a total of **6 ribbon cuttings** were held to celebrate the official opening of weight rooms at various high schools across the district.

Tracks:

A total of 12 tracks (3 Middle Schools and 9 High Schools) are completed as of March 31, 2017.

 **3** SCHOOLS ARE IN
IMPLEMENTATION

 **12** SCHOOLS HAVE
COMPLETED TRACK
UPGRADES

Weight Rooms:

Each of the District's 30 High Schools are scheduled to receive new weight room equipment. During this quarter, **12 High Schools enjoyed the completion of weight room enhancements.**

 **12** SCHOOLS ARE IN
DESIGN

 **1** SCHOOLS ARE IN
IMPLEMENTATION

 **12** SCHOOLS HAVE
COMPLETED WEIGHT
ROOM UPGRADE



Facilities

During the quarter ending March 31st 2018, we continued to see progress in various project phases with **a total value of \$924 million in the 1,511 facilities projects.** Significant milestones were reached in the third quarter of 2018. The advertisement of thirty (30) design Professional Services Agreements (PSA's); twenty-three (23) authorizations to Advertise for Bids; one Construction Manager at Risk (CMAR) Agreement and one (1) construction bid recommendation were approved by the Board during the period of January 1, 2018 to March 31, 2018.

1,511 Facilities Projects **Initiated** or **Underway**



School Choice Enhancement Program (SCEP):



170
SCHOOLS WITH SCEP
INITIATED, UNDERWAY
OR COMPLETE



745
SCEP ITEMS
DELIVERED AND
INSTALLED

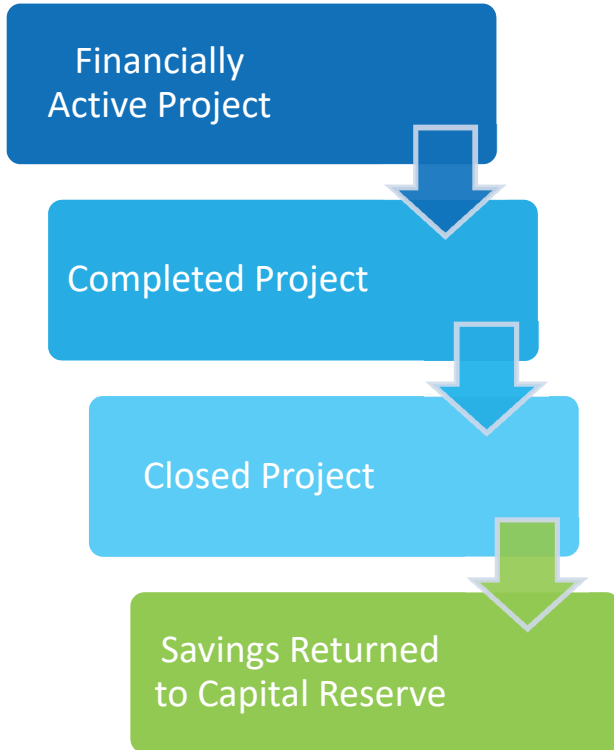


136
SCEP ITEMS
UNDERWAY



Budget Activity

As SMART Program projects are being completed these projects are highlighted in the Completed and Meets Standard - Budget Activity Report. The remaining balance for all of the Completed and Meets Standard Projects will be held until the School Board approves how the funds will be re-prioritized for other SMART Program Needs. **There may be some additional financial activity on these projects as the final payments are made and all of the purchase orders are closed-out.**



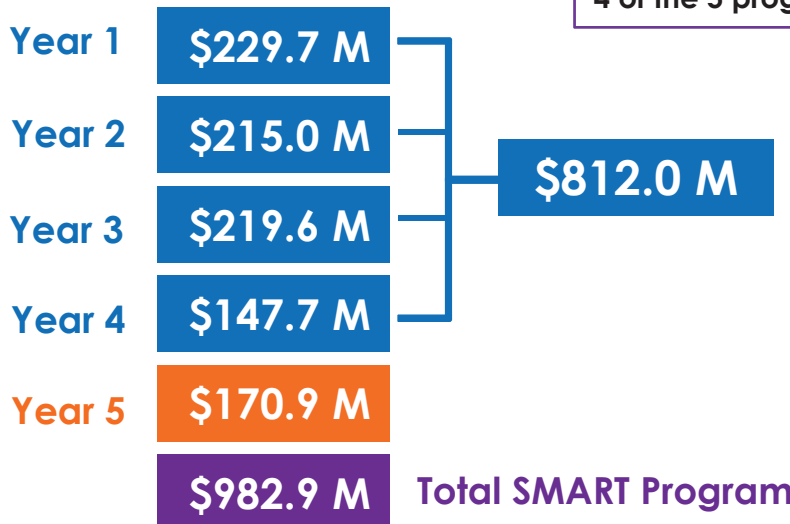
The financial life-cycle of a project starts when the project is **financially active**.

At the end of the implement improvements phase projects are marked as **complete**. These projects are in their final inspection for quality assurance, between substantial and final completion, which includes verification that the scope is completed according to approved specifications, final submittals of documents and closing out the vendor contract.

When all of the close-out steps are completed, final payments have been submitted to vendors, and all purchase orders have been reviewed and closed the project is **closed**.

After the project is closed, remaining funds are reported to the School Board and **returned to the District's Capital Reserve**.

SMART Program By Program Year



The Budget Activity Report now includes details on 4 of the 5 program years.



Budget Activity

THE DISTRICT SET ASIDE \$225 MILLION in funding to mitigate potential funding risks in the SMART Program

SMART Program Reserve



| District Educational Facilities Plan Appropriations (in thousands) | | | | | | | |
|--|----------------------|------------|---------------|---------------|---------------|------------|----------------|
| | Carryover FY 2017 | FY 2018 | FY 2019 | FY 2020 | FY 2021 | FY 2022 | Total |
| Appropriations | | | | | | | |
| COPs Debt Service * | \$ 0 | \$ 146,881 | \$ 160,078 | \$ 166,668 | \$ 169,792 | \$ 170,018 | \$ 813,437 |
| Equipment & Building Leases | 0 | 17,119 | 14,513 | 11,430 | 11,442 | 16,796 | 71,300 |
| Facilities / Capital Salaries | 0 | 15,200 | 15,200 | 15,200 | 15,200 | 15,200 | 76,000 |
| Quality Assurance | 0 | 170 | 170 | 170 | 170 | 170 | 860 |
| Maintenance | 594 | 66,000 | 64,000 | 64,000 | 64,000 | 64,000 | 322,594 |
| Facility Projects | 22,750 | 7,300 | 0 | 0 | 0 | 0 | 30,050 |
| SMART Program | 537,874 | 138,688 | 178,882 | 0 | 0 | 0 | 855,444 |
| SMART Program Reserve | 71,042 | 658 | 18,354 | 59,839 | 69,807 | 0 | 219,700 |
| Charter Schools - State PECO | 0 | 8,319 | 8,319 | 8,319 | 8,319 | 8,319 | 41,595 |
| Charter Schools - Local Millage | 0 | 12,711 | 13,863 | 16,211 | 19,824 | 24,067 | 86,676 |
| District Priorities | 38,446 | 22,339 | 0 | 0 | 0 | 0 | 60,785 |
| Unallocated (FY19 - FY22) | 22,071 | 0 | 0 | 0 | 0 | 84,700 | 106,771 |

| | Carryover FY 2017 | FY 2018 | FY 2019 | FY 2020 | FY 2021 | FY 2022 | Total |
|-----------------------|----------------------|---------|---------|---------|---------|---------|---------|
| SMART Program Reserve | 71,042 | 658 | 18,354 | 59,839 | 69,807 | 0 | 219,700 |

(in thousands of \$)

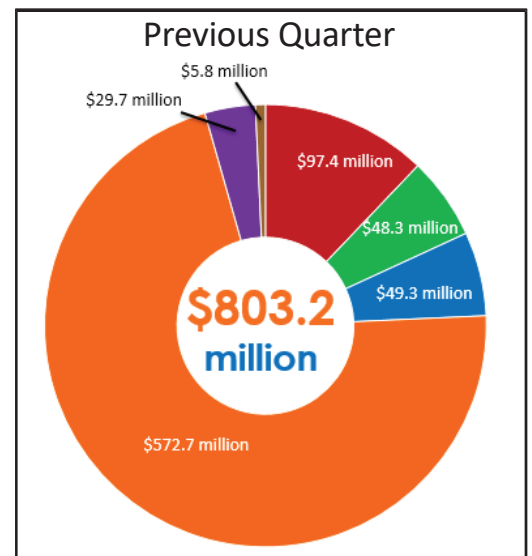
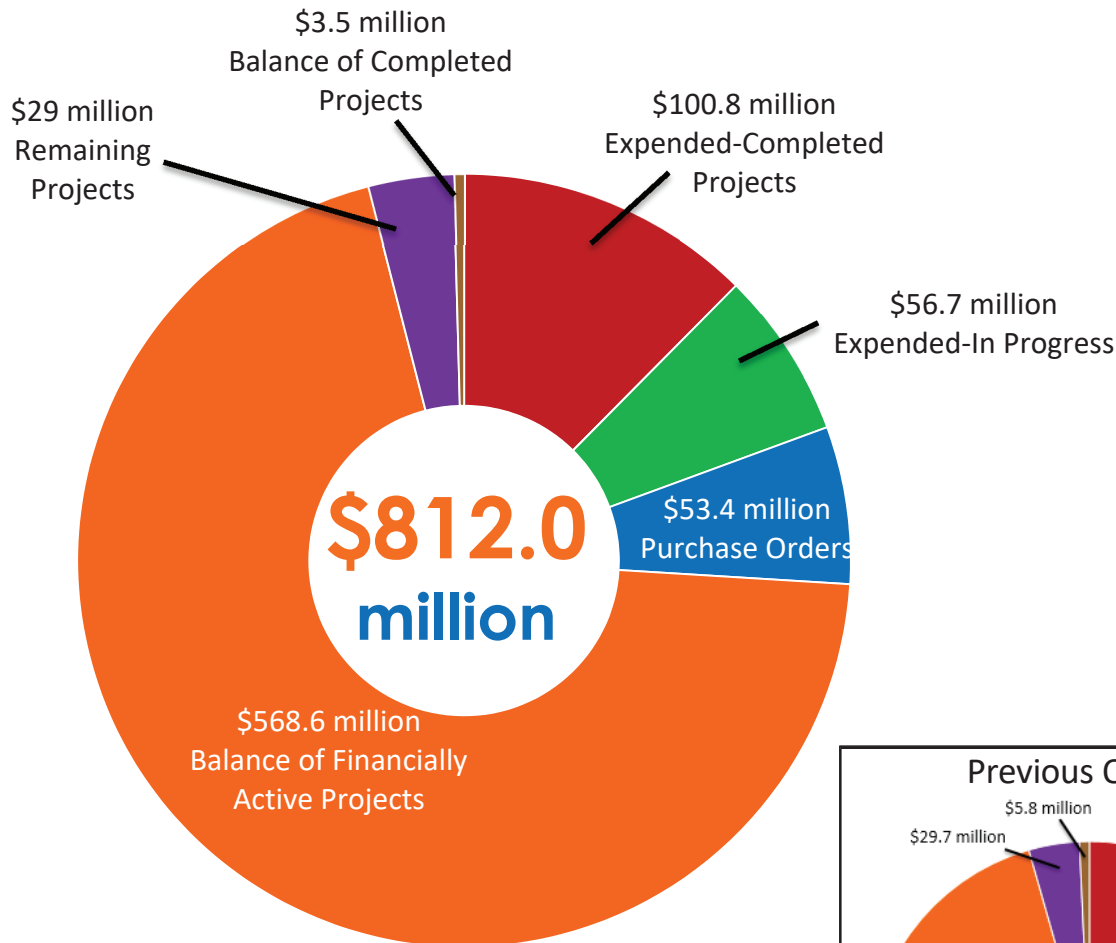
\$219 million in the SMART Reserve
 + \$6 million added for additional single point of entry project
\$225 million

Due to Approved Board items thru the end of FY18 Q2 the SMART Reserve balance is \$67.3 million



Budget Activity

The District is continuing to make significant progress toward implementing all of the SMART Program projects. Every month more projects are moving into the financially active category, and the expenditures continue to increase as more projects are moving through the planning and design phases. The following chart demonstrates the financial progress made in the SMART Program through the end of the second quarter of fiscal year 2018.





Supplier Diversity Outreach Program

In the third quarter of fiscal year '18, The Supplier Diversity Outreach Program (SDOP) continues to demonstrate positive trends in S/M/WBE participation and commitment. With an upward trend in Construction Expenditures, and an increase in E/S/M/WBE Prime Vendors, and subcontractor/sub – consultants commitments, SDOP continues the outreach efforts, promoting new and upcoming SMART project opportunities.

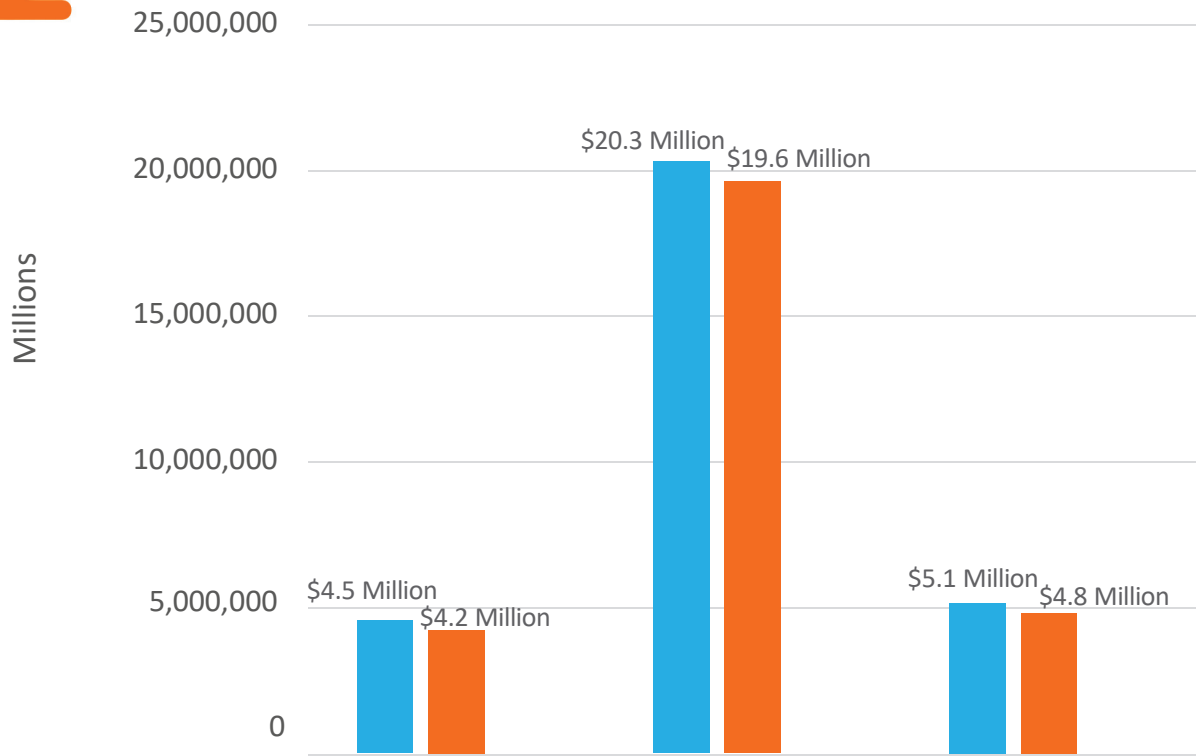
In Q3 SDOP hosted and attended a combination of 14 outreach events, Our goal is to recruit, and retain local E/S/M/WBE vendors that are domicile within the Tri-County area that have the capacity and capability to do business with the District. **As of March 31, 2018, SDOP reported 722 Certified Firms that participate in our Program, an overall increase of 3%.**



As part of our program, SDOP Compliance evaluate S/M/WBE participation on contracts, monitor and track compliance on SMART program Contracts and all district wide contracts. It is important to note that the district-wide contract include funding in two (2) categories : District wide contracts and SMART projects in the areas of Safety Music and Arts, Athletics and Technology. For SMART projects in the aforementioned categories, the Procurement & Warehousing Services Department rely upon Capital Budget Department to provide send data to analyze prime purchase order values. Only contracts under the Renovations category are identified and funded solely by the SMART program. SDOP manually tracks S/M/WBE subcontractor participation commitments and payments, and utilization. We look forward to the implementation of a more automated process for tracking and reporting.



Supplier Diversity Outreach Program

S/M/WBE Commitment



| | FY'18-Q1 | FY'18-Q2 | FY'18 Q3 |
|--|-----------|------------|-----------|
|  TOTAL CONTRACT AMOUNT \$ | 4,558,750 | 20,302,364 | 5,163,800 |
|  S/M/WBE COMMITMENT AMOUNT \$ | 4,224,008 | 19,631,280 | 4,825,115 |
| S/M/WBE COMMITMENT AMOUNT % | 93.1% | 96.7% | 93% |



Supplier Diversity Outreach Program

S/M/WBE Commitment continued

| By Ethnicity/Gender | FY '18 - Q1 | FY '18 - Q2 | FY '18 - Q3 |
|---------------------------------------|------------------------|------------------------|------------------------|
| African American S/MBE | \$ 652,690.00 | \$ 842,010.00 | \$ 163,070.00 |
| African American S/M/WBE | \$ 21,160.00 | \$ 584,309.00 | \$ 707,193.78 |
| Women Business Enterprise S/WBE | \$ 496,187.50 | \$ 984,400.00 | \$ 1,114,500.00 |
| Asian Pacific American S/MBE | \$ 327,220.00 | \$ 5,040.00 | TBD |
| Hispanic American S/MBE | \$ 992,510.00 | \$14,748,324.74 | \$ 663,015.00 |
| Hispanic American S/M/WBE | \$ 66,100.00 | \$ 2,045,396.50 | \$ 694,780.00 |
| Sub-Continent Asian American S/MBE | \$ 251,890.00 | \$ 245,400.00 | \$ 500,952.22 |
| Sub-Continent Asian American S/M/WBE | \$ 1,436,250.00 | \$ 176,400.00 | \$ 981,604.00 |
| Total by Ethnicity/Gender \$ | \$ 4,244,007.50 | \$19,631,280.24 | \$ 4,825,115.00 |
| Total Contract Amount \$ | \$ 4,558,750.00 | \$20,302,364.00 | \$ 5,163,800.00 |
| Total Non-S/MWBE Commitment \$ | \$ 314,742.50 | \$ 671,083.76 | \$ 338,685.00 |
| Total S/M/WBE Commitment % | 93.1% | 96.7% | 93% |



Communications

During the quarter ending March 31, 2018, the SMART Communications Team continued its ongoing implementation of a comprehensive communications plan to promote the SMART Program and its progress.

The team kept our school principals and school community informed by continuing to produce principal letters, attending outreach events and leveraging Project Charter Meetings (PCMs) as another opportunity to communicate and build relationships with community members.

COMMUNICATIONS by the numbers

This past quarter, the communication team has focused on designing, producing and implementing some of these key communication strategies and materials.



Principal
Letters
61

Last Reported: 53



Outreach
Events
26

Last Reported: 24



PCM
Meetings
5



*Coral Springs & Parkland
Commission Meeting*



*Larkdale Elementary
Pre-Construction Meeting*



*Meet the Prime
The Weitz Company*



Section 1

Technology SBBC SCHOOLS

Tony Hunter, Chief Information Officer

SBBC SMART TECHNOLOGY DEPLOYMENT NARRATIVE: (03-31-2018)

As of 9/30/2017, the SMART technology deployment is fully completed for all 230 schools as reported at the end of the 1st Quarter ended 09/30/2017. See below details for the three (3) Project Scopes identified in the SMART Program:

- **Computer Gap** 83,362 computing devices were delivered to 209 schools. Many schools exceeded the goal of 3.5:1 student to computer ratio, bringing the district to a 2:1 average student to computer ratio.
- **Infrastructure Upgrade** Completed for all Schools
- **Wireless/Cat6 Upgrade** 13,166 Wireless Access Points were installed, in addition to installing 12,738 Cat6 Wiring drops.

This Project was completed with a Savings of \$10.3 million to the district.

See tables below for devices deployment breakdown:

| Description | Ordered | Installed |
|--------------------------------------|---------------|---------------|
| Student Laptops | 64,455 | 64,455 |
| Teacher Laptops | 13,333 | 13,333 |
| Student/Teacher Desktops | 5,051 | 5,051 |
| Tablet Computers | 523 | 523 |
| Computer Carts for Laptops | 1,066 | 1,066 |
| Wireless Access Points | 13,166 | 13,166 |
| Category 6 Cable Drops (Cat6) | 12,738 | 12,738 |

Information Technology continues to upgrade its Core Infrastructure focusing on the following project areas:

- Perimeter Defense and Traffic Management
- Load Balancing of traffic across the network
- Upgrading & Expansion of core network services
- Increased capacity and speed of core network switches
- Improved backup and restoration capabilities for critical business systems

SMART Core Infrastructure Upgrades BOC FY2017-2018- 3rd QTR Ended 03-31-2018

Since the initiation of the SMART project, Technical Support Services has undertaken work in five areas of core infrastructure operation. These areas include the replacement and/or implementation of systems that provide improved network security perimeter defense and traffic management, load balancing of Internet and internal network traffic, IP address management and Domain Name Systems (DNS) operations, core network capacity and speed, and back-up and recovery. In every case, the work done was driven by greatly increased demand for network capacity and reliability that results from the:

- shift from print to digital instructional resources – including increased use of “rich media” (video, audio, advanced graphics, animation, interactivity)
- increased reliance on online assessments
- move toward personalization of instruction: more modern computers and the move toward to 1:1 computing
- increasing use of cloud-based resources (Office 365, Canvas, etc.)
- heightened concern for IT security and privacy protection
- enhancements to business continuity and disaster recovery solutions

The impact of the dynamics noted above can be seen in the fact that in the District's demand for Internet bandwidth is four times the 2013 level, the number of wirelessly connected devices has doubled over the same period, and the District's network now provides connectivity to over 235,000 unique devices each day (including all of the District's wired and wireless computers, printers, VoIP phones, and BYOD devices in the hands of staff and students).

| <u>Project</u> | <u>Description</u> | <u>SMART Encumbrance / Expenditure</u> |
|--|---|--|
| Perimeter Defense and Traffic Management | Funds were spent to implement a new “Next Generation Firewall” (NGFW) at the District's Internet perimeter. As a part of that project, the previous system was repositioned to serve as an internal firewall between the Data Center (and its critical systems) and the rest of the District's internal network. The Next Generation Firewall, in addition to securing the perimeter, provides content filtering, applications control, and traffic analysis and reporting; all at vastly increased speeds and capacity levels. | \$1,519,323 Project Status: Complete |
| Load Balancing systems | Funds were spent on systems that manage and balance the traffic pattern and load distribution of the District's two connections to the Internet at higher speeds and at with greater capacity. | \$564,591 |

| <u>Project</u> | <u>Description</u> | <u>SMART Encumbrance / Expenditure</u> |
|---------------------------------------|--|--|
| | This project included as a part of its design strategy the load balancing of the District's web based application services. | Project Status: Complete |
| Core Network Services | Expenditures were made to improve advanced network services including DNS, DHCP & IPAM. Expenditures in this area were done to improve the reliability of critical network system services and speed while further enhancing IP security and reporting. | \$905,556 Project Status: Complete |
| Core Network Speed and Capacity | Investments were made in the network switching fabric of the network core and the District's Data Center. In addition to providing increased speed and capacity, the new network infrastructure supports the implementation of advanced "software defined networking". | \$836,056 Project Status: In Process |
| Data-Center Tape Drive Virtualization | A project to replace the District's out-of-service tape back-up system with a Virtual Tape Back-up solution was implemented. This allows for the expedited recovery of a number of systems in the event of an emergency and propositions critical data at the District's off-site disaster recovery location out of state. | \$393,593 Project Status: Complete |
| Voice Contact Center | A project to replace the existing Call Center system that distributes incoming calls to specific groups or agents. This new system will be integrated to our current Avaya voice application system. | \$386,313 Project Status: Complete |
| DR Storage | A project to relocate and build storage for our offsite DR, hosted in our remote COLO facility. | \$221,488 Project Status: Complete |
| ERP Disk Replacement | A project to replace disk storage that supports our ERP system and was no longer going to be supported by the manufacturer. | \$212,881 Project Status: Complete |
| Content Filter | Implementation of enhanced content filter for classroom teachers to share content like YouTube videos, blogs, etc..., while securing inappropriate content and ensuring CIPA compliance. | \$1,354,141 Project Status: Complete |

| <u>Project</u> | <u>Description</u> | <u>SMART Encumbrance / Expenditure</u> |
|---|---|--|
| Firewall Internet Capacity | Project to build capacity to match school internet utilization in order to provide support and protection to schools and enterprise datacenter systems | \$1,395,356 Project Status: Complete |
| Data Network Infrastructure | Update Data Network Infrastructure (Data Switches) at the TSSC Administrative site to current network standards. This would provide the network functionality for the new Avaya voice phone system. | \$385,070 Project Status: Complete |
| TOTAL ENCUMBRANCE/EXPENDITURES AS OF 3/31/18 | | \$ 8,174,368 |

Additionally, SMART investment projects are scheduled to achieve the following outcomes:

- Meet growing network bandwidth requirements and increase network reliability
- Improve network traffic management and reporting
- Enhance IT security and identity management systems
- Increase systems storage capacity
- Expand and refresh the District's virtualized server environment
- Extend and enhance core telecommunications routing and application systems

Below are planned/projected items beginning 4th Quarter FY2017/18:

| <u>Project</u> | <u>Description</u> | <u>SMART Projected Expenditures</u> |
|------------------------------------|--|-------------------------------------|
| Archival Security Storage and Logs | IT Storage Hardware to address the immediate need of additional storage space required for the IT archival security storage and firewall log projects along with the growth for future expansion, maintenance and support. (Refer to BID#18-156E Board approved 4-10-2018) | \$587,000 |
| SCCM Server Hard Drives | Hardware to support centralized management tools for Local Area Network endpoints (Desktops/Laptops) | \$125,000 |

| <u>Project</u> | <u>Description</u> | <u>SMART Projected Expenditures</u> |
|-------------------------------------|--|---|
| Load Balancing Systems | Application specific Load Balancing System and version upgrade | \$46,497 |
| Midrange System Upgrade | Infrastructure Upgrade for systems that support Student Information System (SIS) and Data Warehouse. Current system is at end of life and will no longer supported by manufacturer | \$396,000 |
| Server Blade Growth | Additional Server Blades needed to accommodate growth as well as those server blades are end of life | \$70,324 |
| Network Security/Capacity Upgrades | Additional capacity to support internet growth and security requirements. | \$418,000 |
| Enterprise Back-up | Replace/upgrade back-up from OEM NETAPP to an enterprise solution | \$300,000 |
| UPS/Support for aging batteries | Replace UPS devices and computer batteries as needed | \$882,812 |
| TOTAL PROJECTED EXPENDITURES | | \$ 2,825,632 |



Section 2

Technology Charter SCHOOLS

Tony Hunter, Chief Information Officer

Bond Oversight Committee SMART Technology Quarterly Update Charter Schools

As of the Third Quarter of FY 2017 (month ended March 31, 2017) **all charter school technology projects were completed.** For more detailed information on the SMART Program charter school technology you can visit the Bond Oversight Committee website and review the FY17 Q3 report.

http://www.broward.k12.fl.us/boc/QuarterlyReports/FY17_Q3BOCReport.pdf



Section 3

Music & Art Equipment

Daniel Gohl, Chief Academic Officer

Music Equipment - Applied Learning Department Quarter Ending March 31, 2018

As a result of the hard work associated with our SMART bond project, we are excited to be able to offer to our students a wide variety of musical experiences that will result in a deeper appreciation for music, musical creativity, and a pathway that provides our students with a life-long appreciation for music. At the end of this quarter, 100% of all requested music equipment has been ordered for schools with music programs, and most of the items have been delivered. Since last quarter an additional 4,112 pieces of equipment were delivered, increasing the total number of pieces delivered to 50,639 and bringing us to 87% completion of providing SMART musical instruments and equipment to our schools. We continue to receive equipment on a regular basis which serves to greatly improve our student's musical education.

Our music teachers are now preparing for their spring programs and assessments using the best equipment possible. The progress and quality of schools' musical products and performances have been a joy to witness. We continue our mission to offer a well-rounded education and provide a quality comprehensive music education for all students.

The music instruments and music equipment have been placed into categories so that we can show you the quantity and dollar amounts of the music orders for each school. For a detailed list of the instruments and equipment, please follow this link:

http://www.broward.k12.fl.us/boc/QuarterlyReports/FY18_Q3MusicOrderDetail.pdf

For Quarter Ended March 31, 2018

| Status | Current Quarter (March 31st) | | Previous Quarter (December 31st) | |
|--------------|------------------------------|---------------|----------------------------------|---------------|
| | Number | Percent | Number | Percent |
| In Process | - | 0.0% | - | 0.0% |
| Ordering | - | 0.0% | - | 0.0% |
| Closing Out | 35 | 16.1% | 37 | 17.0% |
| Closed | 154 | 70.6% | 151 | 69.3% |
| No Program | 29 | 13.3% | 30 | 13.8% |
| Total | 218 | 100.0% | 218 | 100.0% |



Music Equipment Ordering Status For Quarter Ended March 31, 2018

| Level | Current Quarter (March 31st) | | Previous Quarter (December 31st) | |
|--------------|------------------------------|--------------------|----------------------------------|--------------------|
| | Quantity Ordered | Quantity Delivered | Quantity Ordered | Quantity Delivered |
| Elementary | 45,821 | 39,503 | 45,388 | 35,794 |
| Middle | 3,902 | 3,434 | 3,902 | 3,338 |
| High | 7,964 | 7,525 | 7,990 | 7,295 |
| Center | 589 | 177 | 563 | 100 |
| Total | 58,276 | 50,639 | 57,843 | 46,527 |

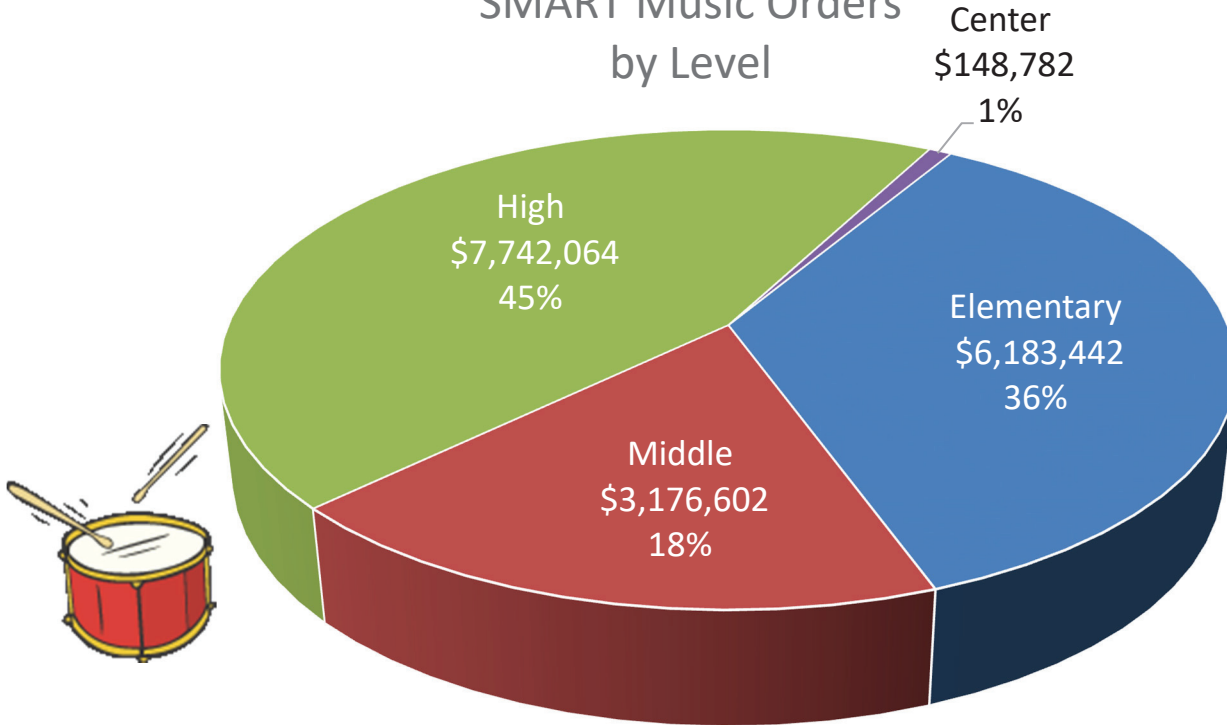
Music Orders by Vendor For Quarter Ended March 31, 2018

| Vendor | Amount | % |
|--------------------------|-------------------|---------------|
| All County Music | 10,658,131 | 61.8% |
| Cascio Interstate Music | 3,228 | 0.0% |
| Enabling Devices | 8,729 | 0.1% |
| JW Pepper | 3,383 | 0.0% |
| Malmark | 6,372 | 0.0% |
| Music Arts Enterprises | 3,639,128 | 21.1% |
| Music Man | 1,270,717 | 7.4% |
| Romeo Music | 437,549 | 2.5% |
| School Specialty | 62,262 | 0.4% |
| Summer Arts Sessions Int | 9,600 | 0.1% |
| Summerhays Music | 11,984 | 0.1% |
| Vistapan Steel Instrumen | 5,036 | 0.0% |
| Wenger Corporation | 1,134,771 | 6.6% |
| Total | 17,250,890 | 100.0% |

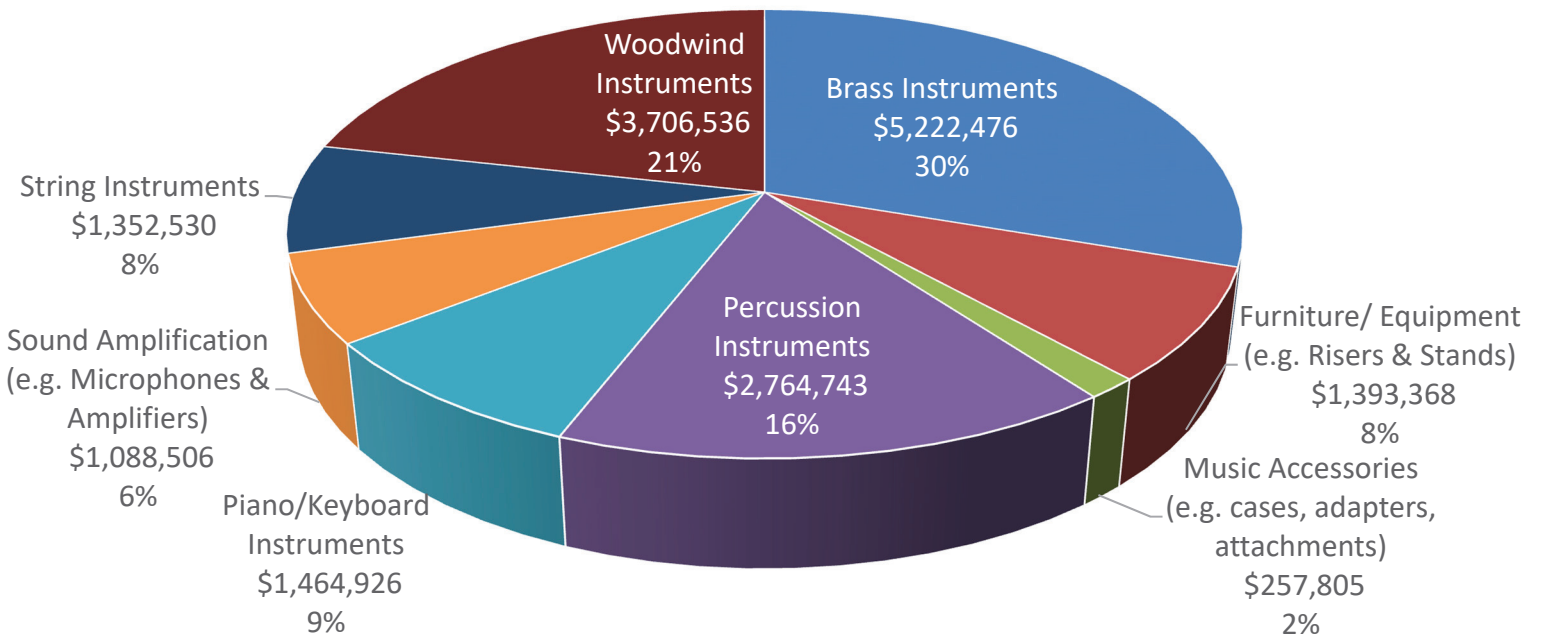


Total SMART Music Orders-to-Date \$17,250,890

SMART Music Orders
by Level



Smart Music Orders
by Instrument Categories



SMART Program Music Equipment Status

| Location | Program Year | Status | Orders Processed | Quantity Ordered | Orders Delivered | Quantity Delivered |
|--------------------------------------|--------------|-------------|------------------|------------------|------------------|--------------------|
| Anderson, Boyd H. High School | Year 4* | Closed | 100.0% | 284 | 98.9% | 281 |
| Apollo Middle School | Year 1 | Closed | 100.0% | 146 | 96.6% | 141 |
| Atlantic West Elementary School | Year 2 | No Program | 0.0% | - | 0.0% | - |
| Attucks Middle School | Year 5* | Closed | 100.0% | 109 | 100.0% | 109 |
| Bair Middle School | Year 1 | Closed | 100.0% | 84 | 101.2% | 85 |
| Banyan Elementary School | Year 3 | Closed | 100.0% | 769 | 88.2% | 678 |
| Bayview Elementary School | Year 1 | Closed | 96.6% | 805 | 77.0% | 620 |
| Beachside Montessori Village | Year 5* | Closing Out | 96.4% | 207 | 68.6% | 142 |
| Bennett Elementary School | Year 1 | Closing Out | 99.7% | 391 | 22.0% | 86 |
| Bethune, Mary M. Elementary School | Year 2 | Closed | 100.0% | 149 | 100.0% | 149 |
| Boulevard Heights Elementary School | Year 4* | No Program | 0.0% | - | 0.0% | - |
| Bright Horizons Center | Year 2 | No Program | 0.0% | - | 0.0% | - |
| Broadview Elementary School | Year 1 | Closed | 87.4% | 335 | 93.4% | 313 |
| Broward Estates Elementary School | Year 1 | No Program | 0.0% | - | 0.0% | - |
| Castle Hill Elementary School | Year 4* | Closed | 99.0% | 435 | 88.7% | 386 |
| Central Park Elementary School | Year 2 | Closed | 87.4% | 325 | 100.0% | 325 |
| Challenger Elementary School | Year 4* | Closed | 100.0% | 891 | 84.7% | 755 |
| Chapel Trail Elementary School | Year 5* | Closed | 96.8% | 302 | 83.8% | 253 |
| Drew, Charles Family Resource Center | Year 3 | No Program | 0.0% | - | 0.0% | - |
| Coconut Creek Elementary School | Year 2 | Closing Out | 99.9% | 663 | 52.6% | 349 |
| Coconut Creek High School | Year 2 | Closed | 100.0% | 323 | 84.8% | 274 |
| Coconut Palm Elementary School | Year 5* | Closed | 99.8% | 372 | 98.1% | 365 |
| Colbert Elementary School | Year 4* | Closed | 100.0% | 249 | 100.0% | 249 |
| Collins Elementary School | Year 3 | No Program | 0.0% | - | 0.0% | - |
| Cooper City Elementary School | Year 2 | Closing Out | 91.4% | 396 | 66.4% | 263 |
| Cooper City High School | Year 2 | Closed | 100.0% | 166 | 100.0% | 166 |
| Coral Cove Elementary School | Year 5* | Closed | 87.1% | 351 | 76.9% | 270 |
| Coral Glades High School | Year 5* | Closed | 100.0% | 360 | 96.4% | 347 |
| Coral Park Elementary School | Year 2 | Closed | 100.0% | 261 | 90.4% | 236 |
| Coral Springs Pre-K - 8 | Year 5* | Closed | 100.0% | 699 | 87.8% | 614 |
| Coral Springs Middle School | Year 1 | Closed | 100.0% | 33 | 100.0% | 33 |
| Coral Springs High School | Year 3 | Closing Out | 99.9% | 88 | 42.0% | 37 |
| Country Hills Elementary School | Year 5* | Closed | 90.8% | 208 | 100.0% | 208 |
| Country Isles Elementary School | Year 5* | Closed | 100.0% | 386 | 96.1% | 371 |
| Cresthaven Elementary School | Year 1 | Closed | 100.0% | 536 | 100.0% | 536 |
| Croissant Park Elementary School | Year 1 | Closed | 100.0% | 330 | 94.2% | 311 |
| Cross Creek School | Year 2 | Closed | 100.0% | 339 | 52.5% | 178 |
| Cypress Bay High School | Year 5* | Closed | 100.0% | 510 | 89.0% | 454 |
| Cypress Elementary School | Year 1 | Closed | 99.4% | 390 | 89.5% | 349 |
| Cypress Run Education Center | Year 2 | No Program | 0.0% | - | 0.0% | - |
| Dandy, William Middle School | Year 2 | Closed | 100.0% | 130 | 100.0% | 130 |
| Dania Elementary School | Year 5* | Closed | 100.0% | 431 | 92.1% | 397 |
| Dave Thomas Education Center | Year 2 | No Program | 0.0% | - | 0.0% | - |
| Dave Thomas Education Center-West | Year 2 | Closing Out | 100.0% | 26 | 0.0% | - |
| Davie Elementary School | Year 2 | Closed | 100.0% | 638 | 100.0% | 638 |
| Deerfield Beach Elementary School | Year 1 | Closed | 100.0% | 238 | 100.0% | 238 |
| Deerfield Beach Middle School | Year 3 | Closing Out | 100.0% | 89 | 0.0% | - |
| Deerfield Park Elementary School | Year 1 | Closing Out | 93.3% | 326 | 74.8% | 244 |
| Dillard 6-12 School | Year 1 | Closed | 100.0% | 184 | 100.5% | 185 |
| Dillard Elementary School | Year 1 | Closing Out | 94.4% | 277 | 37.2% | 103 |
| Discovery Elementary School | Year 3 | Closed | 80.0% | 252 | 82.5% | 208 |

SMART Program Music Equipment Status

| Location | Program Year | Status | Orders Processed | Quantity Ordered | Orders Delivered | Quantity Delivered |
|--|--------------|-------------|------------------|------------------|------------------|--------------------|
| Dolphin Bay Elementary School | Year 5* | Closed | 87.4% | 656 | 84.1% | 552 |
| Drew, Charles Elementary School | Year 1 | Closing Out | 100.0% | 128 | 64.8% | 83 |
| Driftwood Elementary School | Year 2 | Closed | 99.4% | 290 | 82.4% | 239 |
| Driftwood Middle School | Year 1 | Closed | 100.0% | 75 | 100.0% | 75 |
| Eagle Point Elementary School | Year 1 | Closed | 99.9% | 270 | 95.2% | 257 |
| Eagle Ridge Elementary School | Year 5* | Closed | 100.0% | 613 | 88.3% | 541 |
| Ely, Blanche High School | Year 1 | Closed | 100.0% | 164 | 100.0% | 164 |
| Embassy Creek Elementary School | Year 3 | Closed | 95.7% | 254 | 100.0% | 254 |
| Endeavour Primary Learning Center | Year 4* | Closed | 100.0% | 729 | 92.6% | 675 |
| Everglades Elementary School | Year 5* | Closed | 100.0% | 340 | 100.0% | 340 |
| Everglades High School | Year 5* | Closed | 100.0% | 328 | 98.5% | 323 |
| Fairway Elementary School | Year 4* | Closed | 99.1% | 454 | 95.2% | 432 |
| Falcon Cove Middle School | Year 3 | Closed | 100.0% | 38 | 100.0% | 38 |
| Flamingo Elementary School | Year 3 | Closed | 100.0% | 383 | 91.6% | 351 |
| Flanagan, Charles W. High School | Year 4* | Closed | 99.8% | 210 | 99.5% | 209 |
| Florana Elementary School | Year 3 | Closed | 91.2% | 262 | 93.9% | 246 |
| Forest Hills Elementary School | Year 2 | Closed | 100.0% | 365 | 93.7% | 342 |
| Fort Lauderdale High School | Year 1 | Closed | 100.0% | 193 | 95.3% | 184 |
| Stephen Foster Elementary School | Year 1 | Closing Out | 98.9% | 399 | 74.2% | 296 |
| Fox Trail Elementary School | Year 4* | Closed | 94.5% | 114 | 100.0% | 114 |
| Gator Run Elementary School | Year 3 | Closed | 93.0% | 140 | 100.0% | 140 |
| Glades Middle School | Year 4* | Closed | 100.0% | 79 | 97.5% | 77 |
| Griffin Elementary School | Year 2 | Closed | 100.0% | 588 | 100.0% | 588 |
| Gulfstream Early Learning Center of Excellence | Year 2 | No Program | 0.0% | - | 0.0% | - |
| Gulfstream Academy of Hallandale Beach K-8 (Hallandale Adult & Community Center) | Year 2 | No Program | 0.0% | - | 0.0% | - |
| Gulfstream Academy of Hallandale Beach K-8 (Hallandale Elementary School) | Year 4* | Closing Out | 99.9% | 99 | 71.7% | 71 |
| Hallandale High School | Year 4* | Closed | 100.0% | 272 | 99.6% | 271 |
| Harbordale Elementary School | Year 1 | Closed | 92.6% | 105 | 94.3% | 99 |
| Hawkes Bluff Elementary School | Year 5* | Closed | 99.9% | 239 | 100.0% | 239 |
| Heron Heights Elementary School | Year 5* | Closing Out | 78.9% | 125 | 3.2% | 4 |
| Hollywood Central Elementary School | Year 3 | Closed | 100.0% | 175 | 100.0% | 175 |
| Hollywood Hills Elementary School | Year 3 | Closed | 99.9% | 229 | 100.0% | 229 |
| Hollywood Hills High School | Year 2 | Closing Out | 98.5% | 223 | 48.9% | 109 |
| Hollywood Park Elementary School | Year 2 | Closed | 100.0% | 219 | 100.0% | 219 |
| Horizon Elementary School | Year 3 | Closed | 99.9% | 368 | 100.0% | 368 |
| Hunt, James S. Elementary School | Year 2 | Closed | 99.3% | 435 | 92.4% | 402 |
| Indian Ridge Middle School | Year 2 | Closed | 100.0% | 67 | 100.0% | 67 |
| Indian Trace Elementary School | Year 5* | Closed | 100.0% | 199 | 100.0% | 199 |
| King, Martin Luther (Dr. Martin Luther King, Jr. Montessori Academy) | Year 1 | Closed | 98.6% | 407 | 93.6% | 381 |
| Lake Forest Elementary School | Year 4* | Closed | 100.0% | 610 | 91.8% | 560 |
| Lakeside Elementary School | Year 4* | Closed | 100.0% | 361 | 98.6% | 356 |
| Lanier-James Education Center | Year 2 | No Program | 0.0% | - | 0.0% | - |
| Larkdale Elementary School | Year 4* | No Program | 0.0% | - | 0.0% | - |
| Lauderdale Lakes Middle School | Year 2 | Closed | 100.0% | 633 | 95.1% | 602 |
| Lauderdale Manors Early Learning and Resource Center | Year 1 | No Program | 0.0% | - | 0.0% | - |
| Lauderhill 6-12 School | Year 4* | No Program | 0.0% | - | 0.0% | - |
| Lauderhill-Paul Turner Elementary School | Year 4* | Closed | 100.0% | 202 | 100.0% | 202 |
| Liberty Elementary School | Year 4* | Closing Out | 100.0% | 383 | 81.5% | 312 |

SMART Program Music Equipment Status

| Location | Program Year | Status | Orders Processed | Quantity Ordered | Orders Delivered | Quantity Delivered |
|--|--------------|-------------|------------------|------------------|------------------|--------------------|
| Lloyd Estates Elementary School | Year 3 | Closed | 100.0% | 390 | 100.0% | 390 |
| Lyons Creek Middle School | Year 5* | Closed | 99.9% | 135 | 97.0% | 131 |
| Manatee Bay Elementary School | Year 2 | Closing Out | 100.0% | 260 | 61.9% | 161 |
| Maplewood Elementary School | Year 4* | Closed | 99.8% | 238 | 100.0% | 238 |
| Margate Elementary School | Year 2 | Closing Out | 100.0% | 485 | 78.8% | 382 |
| Margate Middle School | Year 3 | Closing Out | 99.9% | 328 | 43.3% | 142 |
| Markham, C. Robert Elementary School | Year 1 | No Program | 0.0% | - | 0.0% | - |
| McArthur High School | Year 2 | Closed | 100.0% | 382 | 99.0% | 378 |
| McNab Elementary School | Year 1 | Closed | 110.0% | 386 | 67.1% | 259 |
| McNicol Middle School | Year 4* | Closing Out | 97.0% | 3 | 0.0% | - |
| Meadowbrook Elementary School | Year 3 | Closed | 97.7% | 307 | 100.0% | 307 |
| Millennium 6-12 Collegiate Academy | Year 4* | Closed | 99.8% | 113 | 100.0% | 113 |
| Miramar Elementary School | Year 4* | Closed | 100.0% | 224 | 100.0% | 224 |
| Miramar High School | Year 4* | Closed | 98.1% | 703 | 93.3% | 656 |
| Mirror Lake Elementary School | Year 3 | Closed | 100.0% | 672 | 95.4% | 641 |
| Monarch High School | Year 1 | Closed | 100.0% | 170 | 100.0% | 170 |
| Morrow Elementary School | Year 2 | No Program | 0.0% | - | 0.0% | - |
| North Andrews Gardens Elementary School | Year 3 | Closed | 99.7% | 126 | 95.2% | 120 |
| New Renaissance Middle School | Year 4* | Closing Out | 100.0% | 158 | 87.3% | 138 |
| New River Middle School | Year 2 | Closed | 100.0% | 76 | 100.0% | 76 |
| Nob Hill Elementary School | Year 3 | Closed | 100.0% | 197 | 86.8% | 171 |
| Norcrest Elementary School | Year 1 | Closing Out | 100.0% | 788 | 69.9% | 551 |
| North Fork Elementary School | Year 1 | Closed | 86.8% | 258 | 81.8% | 211 |
| North Lauderdale Elementary School | Year 2 | Closed | 100.0% | 113 | 94.7% | 107 |
| North Side Elementary School | Year 1 | Closed | 99.3% | 948 | 89.6% | 849 |
| Northeast High School | Year 3 | Closed | 99.9% | 274 | 99.6% | 273 |
| Nova Blanche Forman Elementary School | Year 2 | Closed | 100.0% | 355 | 100.0% | 355 |
| Nova Dwight D Eisenhower Elementary School | Year 2 | No Program | 0.0% | - | 0.0% | - |
| Nova Middle School | Year 3 | Closed | 100.0% | 68 | 91.2% | 62 |
| Nova High School | Year 2 | Closed | 98.7% | 508 | 97.2% | 494 |
| Oakland Park Elementary School | Year 3 | Closed | 91.7% | 1,738 | 77.7% | 1,351 |
| Oakridge Elementary School | Year 3 | Closed | 100.0% | 184 | 100.0% | 184 |
| Orange Brook Elementary School | Year 2 | Closed | 100.0% | 635 | 85.0% | 540 |
| Oriole Elementary School | Year 4* | No Program | 0.0% | - | 0.0% | - |
| Palm Cove Elementary School | Year 4* | Closed | 99.5% | 308 | 100.0% | 308 |
| Palmview Elementary School | Year 1 | No Program | 0.0% | - | 0.0% | - |
| Panther Run Elementary School | Year 5* | Closed | 100.0% | 272 | 85.3% | 232 |
| Park Lakes Elementary School | Year 4* | Closed | 99.8% | 209 | 100.0% | 209 |
| Park Ridge Elementary School | Year 1 | Closed | 99.6% | 304 | 84.5% | 257 |
| Park Springs Elementary School | Year 5* | Closing Out | 80.7% | 423 | 63.4% | 268 |
| Park Trails Elementary School | Year 5* | Closing Out | 100.0% | 367 | 68.9% | 253 |
| Parkside Elementary School | Year 5* | Closed | 100.0% | 137 | 82.5% | 113 |
| Parkway Middle School | Year 3 | Closing Out | 100.0% | 50 | 74.0% | 37 |
| Pasadena Lakes Elementary School | Year 4* | No Program | 0.0% | - | 0.0% | - |
| Pembroke Lakes Elementary School | Year 4* | Closed | 99.9% | 250 | 100.0% | 250 |
| Pembroke Pines Elementary School | Year 2 | Closed | 100.0% | 260 | 100.0% | 260 |
| Perry, Annabel C. Elementary School | Year 4* | No Program | 0.0% | - | 0.0% | - |
| Henry D. Perry Education Center | Year 5* | Closing Out | 50.0% | 26 | 100.0% | 26 |
| Peters Elementary School | Year 3 | Closed | 100.0% | 388 | 100.0% | 388 |
| Pine Ridge Education Center | Year 2 | No Program | 0.0% | - | 0.0% | - |
| Pines Lakes Elementary School | Year 4* | Closed | 99.9% | 245 | 84.1% | 206 |

SMART Program Music Equipment Status

| Location | Program Year | Status | Orders Processed | Quantity Ordered | Orders Delivered | Quantity Delivered |
|-------------------------------------|--------------|-------------|------------------|------------------|------------------|--------------------|
| Pines Middle School | Year 3 | Closed | 100.0% | 151 | 82.1% | 124 |
| Pinewood Elementary School | Year 2 | Closed | 100.0% | 197 | 100.0% | 197 |
| Pioneer Middle School | Year 1 | Closed | 99.9% | 59 | 91.5% | 54 |
| Piper High School | Year 3 | Closed | 100.0% | 245 | 99.6% | 244 |
| Plantation Elementary School | Year 3 | Closed | 100.0% | 415 | 96.9% | 402 |
| Plantation Middle School | Year 3 | Closed | 99.1% | 129 | 100.0% | 129 |
| Plantation Park Elementary School | Year 3 | Closed | 99.6% | 645 | 78.0% | 503 |
| Plantation High School | Year 3 | Closed | 100.0% | 361 | 85.9% | 310 |
| Pompano Beach Elementary School | Year 1 | Closed | 99.3% | 378 | 87.6% | 331 |
| Pompano Beach Middle School | Year 5* | No Program | 0.0% | - | 0.0% | - |
| Pompano Beach High School | Year 1 | Closed | 100.0% | 784 | 100.0% | 784 |
| Quiet Waters Elementary School | Year 2 | Closing Out | 85.7% | 606 | 73.6% | 446 |
| Ramblewood Elementary School | Year 4* | Closed | 100.0% | 348 | 97.1% | 338 |
| Ramblewood Middle School | Year 3 | Closed | 100.0% | 34 | 100.0% | 34 |
| Riverglades Elementary School | Year 5* | Closed | 100.0% | 437 | 93.6% | 409 |
| Riverland Elementary School | Year 1 | Closed | 99.8% | 1,217 | 99.8% | 1,214 |
| Riverside Elementary School | Year 4* | Closed | 100.0% | 217 | 98.2% | 213 |
| Rock Island Elementary School | Year 1 | No Program | 0.0% | - | 0.0% | - |
| Royal Palm Elementary School | Year 4* | Closed | 96.8% | 259 | 92.3% | 239 |
| Sanders Park Elementary School | Year 1 | Closed | 100.0% | 37 | 83.8% | 31 |
| Sandpiper Elementary School | Year 3 | Closed | 98.9% | 266 | 82.0% | 218 |
| Sawgrass Elementary School | Year 3 | Closed | 100.0% | 282 | 85.5% | 241 |
| Sawgrass Springs Middle School | Year 2 | Closed | 100.0% | 135 | 100.0% | 135 |
| Sea Castle Elementary School | Year 4* | Closed | 99.4% | 134 | 100.0% | 134 |
| Seagull Alternative High School | Year 2 | No Program | 0.0% | - | 0.0% | - |
| Seminole Middle School | Year 1 | Closed | 100.0% | 57 | 100.0% | 57 |
| Sheridan Hills Elementary School | Year 2 | Closed | 100.0% | 369 | 100.0% | 369 |
| Sheridan Park Elementary School | Year 2 | Closing Out | 100.0% | 424 | 68.9% | 292 |
| Silver Lakes Elementary School | Year 5* | Closed | 98.8% | 635 | 87.7% | 557 |
| Silver Lakes Middle School | Year 5* | Closed | 99.9% | 122 | 98.4% | 120 |
| Silver Palms Elementary School | Year 4* | Closed | 100.0% | 202 | 100.0% | 202 |
| Silver Ridge Elementary School | Year 3 | Closed | 100.0% | 367 | 82.6% | 303 |
| Silver Shores Elementary School | Year 5* | Closed | 99.9% | 155 | 100.0% | 155 |
| Silver Trail Middle School | Year 3 | Closed | 100.0% | 83 | 100.0% | 83 |
| South Plantation High School | Year 3 | Closed | 100.0% | 202 | 100.0% | 202 |
| Stirling Elementary School | Year 2 | Closing Out | 100.0% | 505 | 75.2% | 380 |
| Stoneman Douglas High School | Year 5* | Closed | 100.0% | 239 | 96.7% | 231 |
| Stranahan High School | Year 3 | Closed | 93.7% | 271 | 100.0% | 271 |
| Sunland Park Academy | Year 1 | Closed | 100.0% | 536 | 93.5% | 501 |
| Sunrise Middle School | Year 1 | Closed | 100.0% | 56 | 100.0% | 56 |
| Sunset Lakes Elementary School | Year 5* | Closed | 100.0% | 228 | 100.0% | 228 |
| Sunshine Elementary School | Year 4* | Closing Out | 100.0% | 440 | 76.8% | 338 |
| Tamarac Elementary School | Year 4* | Closing Out | 100.0% | 362 | 47.0% | 170 |
| Taravella, J.P. High School | Year 4* | Closed | 100.0% | 125 | 100.0% | 125 |
| Tedder Elementary School | Year 1 | Closed | 100.0% | 407 | 80.1% | 326 |
| Tequesta Trace Middle School | Year 2 | Closed | 100.0% | 161 | 93.2% | 150 |
| The Quest Center | Year 2 | Closing Out | 97.6% | 546 | 29.3% | 160 |
| Thurgood Marshall Elementary School | Year 1 | No Program | 0.0% | - | 0.0% | - |
| Tradewinds Elementary School | Year 5* | Closing Out | 98.6% | 447 | 68.5% | 306 |
| Tropical Elementary School | Year 3 | Closed | 100.0% | 175 | 100.0% | 175 |
| Village Elementary School | Year 3 | Closed | 100.0% | 188 | 92.0% | 173 |

SMART Program Music Equipment Status

| Location | Program Year | Status | Orders Processed | Quantity Ordered | Orders Delivered | Quantity Delivered |
|--|--------------|-------------|------------------|------------------|------------------|--------------------|
| Walker Elementary School | Year 1 | Closing Out | 100.0% | 86 | 67.4% | 58 |
| Watkins Elementary School | Year 4* | No Program | 0.0% | - | 0.0% | - |
| Welleby Elementary School | Year 3 | Closing Out | 99.7% | 260 | 84.6% | 220 |
| West Broward High School | Year 5* | Closed | 100.0% | 238 | 97.1% | 231 |
| West Hollywood Elementary School | Year 2 | Closed | 100.0% | 173 | 100.0% | 173 |
| Westchester Elementary School | Year 5* | Closed | 99.9% | 105 | 100.0% | 105 |
| Western High School | Year 3 | Closed | 99.6% | 157 | 96.8% | 152 |
| Westglades Middle School | Year 2 | Closed | 100.0% | 56 | 100.0% | 56 |
| Westpine Middle School | Year 2 | Closed | 100.0% | 87 | 100.0% | 87 |
| Westwood Heights Elementary School | Year 1 | Closed | 100.0% | 313 | 82.4% | 258 |
| Whiddon-Rogers Education Center | Year 2 | Closed | 100.0% | 17 | 100.0% | 17 |
| Whispering Pines Education Center | Year 3 | No Program | 0.0% | - | 0.0% | - |
| Wilton Manors Elementary School | Year 1 | Closed | 94.2% | 432 | 87.5% | 378 |
| Wingate Oaks Center | Year 2 | No Program | 0.0% | - | 0.0% | - |
| Winston Park Elementary School | Year 4* | Closed | 100.0% | 158 | 100.0% | 158 |
| Young, Virginia Shuman Elementary School | Year 1 | Closing Out | 100.0% | 64 | 29.7% | 19 |
| Young, Walter C. Middle School | Year 1 | Closed | 100.0% | 125 | 100.0% | 125 |

*SBBC Board Item FF-1 on 1/18/2017 accelerated SMART music program Years 4 & 5 to Year 3

**SBBC Board Item FF-1 on 1/18/2017 allocated the \$300K SMART music reserve

| LEGEND FOR STATUS REPORT | |
|--------------------------|--|
| STATUS CODES | EXPLANTATION |
| Not Started | Project has not started |
| No Program | School currently dose not have music program |
| In Process | Process of getting quotes from vendors or requisition in queue |
| On Hold | School are on hold due to special request or circumstance |
| Ordering | In process of ordering - some funds but not all has been spent |
| Closing Out | School have substantially completed the order phase. Delivery monitored. |
| Closed | Project complete. No more orders will be initiated |

Section 3: Music Equipment by Category

| Anderson, Boyd H. High School | Qty | Amount |
|--|------------|---------------------|
| Brass Instruments | 94 | \$138,896.39 |
| Furniture/Equipment (Risers, Stands, etc.) | 21 | \$26,679.00 |
| Music Accessories (cases, adapters, attachments, etc.) | 3 | \$9,231.00 |
| Percussion Instruments | 27 | \$16,910.16 |
| String Instruments | 33 | \$15,952.00 |
| Woodwind Instruments | 106 | \$92,301.35 |
| School Totals: | 284 | \$299,969.90 |

| Apollo Middle School | Qty | Amount |
|--|------------|--------------------|
| Brass Instruments | 28 | \$28,743.90 |
| Furniture/Equipment (Risers, Stands, etc.) | 6 | \$503.88 |
| Music Accessories (cases, adapters, attachments, etc.) | 3 | \$179.30 |
| Percussion Instruments | 69 | \$30,894.78 |
| Piano/Keyboard Instruments | 3 | \$2,194.98 |
| Sound Amplification (Microphones, Amplifiers, etc) | 7 | \$2,999.93 |
| String Instruments | 2 | \$2,895.00 |
| Woodwind Instruments | 28 | \$31,581.01 |
| School Totals: | 146 | \$99,992.78 |

| Attucks Middle School | Qty | Amount |
|--|------------|--------------------|
| Brass Instruments | 49 | \$57,892.41 |
| Furniture/Equipment (Risers, Stands, etc.) | 1 | \$106.40 |
| Percussion Instruments | 4 | \$4,185.80 |
| Woodwind Instruments | 55 | \$37,785.27 |
| School Totals: | 109 | \$99,969.88 |

| Bair Middle School | Qty | Amount |
|--|-----------|--------------------|
| Brass Instruments | 31 | \$54,701.34 |
| Furniture/Equipment (Risers, Stands, etc.) | 1 | \$115.50 |
| Music Accessories (cases, adapters, attachments, etc.) | 15 | \$798.46 |
| Percussion Instruments | 13 | \$6,617.31 |
| Woodwind Instruments | 24 | \$37,764.41 |
| School Totals: | 84 | \$99,997.02 |

| Banyan Elementary School | Qty | Amount |
|--|------------|--------------------|
| Brass Instruments | 4 | \$845.25 |
| Furniture/Equipment (Risers, Stands, etc.) | 26 | \$9,643.83 |
| Music Accessories (cases, adapters, attachments, etc.) | 30 | \$721.95 |
| Percussion Instruments | 495 | \$16,700.92 |
| Piano/Keyboard Instruments | 16 | \$3,740.40 |
| Sound Amplification (Microphones, Amplifiers, etc) | 1 | \$6,278.01 |
| String Instruments | 11 | \$8,839.25 |
| Woodwind Instruments | 186 | \$3,228.14 |
| School Totals: | 769 | \$49,997.75 |

| Bayview Elementary School | Qty | Amount |
|--|-----|------------|
| Furniture/Equipment (Risers, Stands, etc.) | 46 | \$7,152.54 |

| Bayview Elementary School | Qty | Amount |
|--|------------|--------------------|
| Music Accessories (cases, adapters, attachments, etc.) | 62 | \$9,482.77 |
| Percussion Instruments | 223 | \$19,077.92 |
| Sound Amplification (Microphones, Amplifiers, etc) | 9 | \$2,335.99 |
| String Instruments | 4 | \$5,035.53 |
| Woodwind Instruments | 461 | \$5,228.92 |
| School Totals: | 805 | \$48,313.67 |

| Beachside Montessori Village | Qty | Amount |
|--|------------|--------------------|
| Brass Instruments | 33 | \$38,271.37 |
| Furniture/Equipment (Risers, Stands, etc.) | 15 | \$7,473.71 |
| Music Accessories (cases, adapters, attachments, etc.) | 26 | \$2,976.48 |
| Percussion Instruments | 55 | \$5,600.92 |
| Sound Amplification (Microphones, Amplifiers, etc) | 33 | \$13,292.96 |
| Woodwind Instruments | 45 | \$28,769.65 |
| School Totals: | 207 | \$96,385.09 |

| Bennett Elementary School | Qty | Amount |
|--|------------|--------------------|
| Furniture/Equipment (Risers, Stands, etc.) | 4 | \$4,573.35 |
| Music Accessories (cases, adapters, attachments, etc.) | 2 | \$88.18 |
| Percussion Instruments | 141 | \$12,821.08 |
| Piano/Keyboard Instruments | 30 | \$16,483.50 |
| Sound Amplification (Microphones, Amplifiers, etc) | 2 | \$975.00 |
| String Instruments | 112 | \$14,426.74 |
| Woodwind Instruments | 100 | \$479.00 |
| School Totals: | 391 | \$49,846.85 |

| Bethune, Mary M. Elementary School | Qty | Amount |
|--|------------|--------------------|
| Brass Instruments | 54 | \$24,505.80 |
| Furniture/Equipment (Risers, Stands, etc.) | 1 | \$106.40 |
| Percussion Instruments | 1 | \$403.20 |
| String Instruments | 58 | \$2,126.12 |
| Woodwind Instruments | 35 | \$22,857.14 |
| School Totals: | 149 | \$49,998.66 |

| Broadview Elementary School | Qty | Amount |
|--|------------|--------------------|
| Brass Instruments | 4 | \$2,322.00 |
| Furniture/Equipment (Risers, Stands, etc.) | 57 | \$18,371.50 |
| Music Accessories (cases, adapters, attachments, etc.) | 2 | \$28.28 |
| Percussion Instruments | 127 | \$16,547.58 |
| Piano/Keyboard Instruments | 1 | \$599.99 |
| Sound Amplification (Microphones, Amplifiers, etc) | 3 | \$975.00 |
| String Instruments | 4 | \$3,925.81 |
| Woodwind Instruments | 137 | \$905.63 |
| School Totals: | 335 | \$43,675.79 |

| Castle Hill Elementary School | Qty | Amount |
|-------------------------------|-----|------------|
| Brass Instruments | 16 | \$3,685.48 |

Section 3: Music Equipment by Category

| Castle Hill Elementary School | Qty | Amount |
|--|------------|--------------------|
| Furniture/Equipment (Risers, Stands, etc.) | 30 | \$3,457.80 |
| Music Accessories (cases, adapters, attachments, etc.) | 10 | \$252.76 |
| Percussion Instruments | 304 | \$27,167.06 |
| Sound Amplification (Microphones, Amplifiers, etc) | 6 | \$1,448.55 |
| String Instruments | 34 | \$11,880.58 |
| Woodwind Instruments | 35 | \$1,622.15 |
| School Totals: | 435 | \$49,514.38 |

| Central Park Elementary School | Qty | Amount |
|--|------------|--------------------|
| Brass Instruments | 3 | \$1,741.50 |
| Furniture/Equipment (Risers, Stands, etc.) | 13 | \$3,682.08 |
| Music Accessories (cases, adapters, attachments, etc.) | 4 | \$54.88 |
| Percussion Instruments | 84 | \$9,841.12 |
| Piano/Keyboard Instruments | 2 | \$25,344.45 |
| Sound Amplification (Microphones, Amplifiers, etc) | 1 | \$0.00 |
| Woodwind Instruments | 218 | \$3,018.43 |
| School Totals: | 325 | \$43,682.46 |

| Challenger Elementary School | Qty | Amount |
|--|------------|--------------------|
| Brass Instruments | 11 | \$3,868.08 |
| Furniture/Equipment (Risers, Stands, etc.) | 49 | \$4,561.31 |
| Percussion Instruments | 253 | \$11,365.47 |
| Piano/Keyboard Instruments | 1 | \$599.99 |
| Sound Amplification (Microphones, Amplifiers, etc) | 2 | \$12,556.02 |
| String Instruments | 71 | \$13,205.72 |
| Woodwind Instruments | 504 | \$3,842.96 |
| School Totals: | 891 | \$49,999.55 |

| Chapel Trail Elementary School | Qty | Amount |
|--|------------|--------------------|
| Brass Instruments | 7 | \$885.47 |
| Furniture/Equipment (Risers, Stands, etc.) | 25 | \$1,074.67 |
| Percussion Instruments | 220 | \$11,482.63 |
| Piano/Keyboard Instruments | 5 | \$26,413.78 |
| Sound Amplification (Microphones, Amplifiers, etc) | 4 | \$1,950.00 |
| String Instruments | 30 | \$5,192.54 |
| Woodwind Instruments | 11 | \$1,416.86 |
| School Totals: | 302 | \$48,415.95 |

| Coconut Creek Elementary School | Qty | Amount |
|--|------------|--------------------|
| Brass Instruments | 4 | \$2,691.00 |
| Furniture/Equipment (Risers, Stands, etc.) | 44 | \$2,324.14 |
| Percussion Instruments | 501 | \$19,474.15 |
| Sound Amplification (Microphones, Amplifiers, etc) | 22 | \$8,420.49 |
| String Instruments | 48 | \$15,537.61 |
| Woodwind Instruments | 44 | \$1,499.59 |
| School Totals: | 663 | \$49,946.98 |

| Coconut Creek High School | Qty | Amount |
|--|------------|---------------------|
| Brass Instruments | 59 | \$134,492.90 |
| Furniture/Equipment (Risers, Stands, etc.) | 84 | \$5,558.30 |
| Music Accessories (cases, adapters, attachments, etc.) | 49 | \$2,591.78 |
| Percussion Instruments | 48 | \$35,022.50 |
| Sound Amplification (Microphones, Amplifiers, etc) | 8 | \$2,099.92 |
| String Instruments | 15 | \$8,904.98 |
| Woodwind Instruments | 60 | \$111,324.44 |
| School Totals: | 323 | \$299,994.82 |

| Coconut Palm Elementary School | Qty | Amount |
|--|------------|--------------------|
| Brass Instruments | 18 | \$2,003.68 |
| Furniture/Equipment (Risers, Stands, etc.) | 67 | \$11,456.38 |
| Music Accessories (cases, adapters, attachments, etc.) | 54 | \$5,933.96 |
| Percussion Instruments | 85 | \$4,693.78 |
| Piano/Keyboard Instruments | 2 | \$809.39 |
| Sound Amplification (Microphones, Amplifiers, etc) | 34 | \$14,580.84 |
| String Instruments | 56 | \$9,853.76 |
| Woodwind Instruments | 56 | \$583.44 |
| School Totals: | 372 | \$49,915.23 |

| Colbert Elementary School | Qty | Amount |
|--|------------|--------------------|
| Brass Instruments | 4 | \$2,691.00 |
| Furniture/Equipment (Risers, Stands, etc.) | 51 | \$9,654.54 |
| Music Accessories (cases, adapters, attachments, etc.) | 2 | \$28.28 |
| Percussion Instruments | 109 | \$10,763.94 |
| Sound Amplification (Microphones, Amplifiers, etc) | 2 | \$699.98 |
| String Instruments | 69 | \$25,042.64 |
| Woodwind Instruments | 12 | \$1,118.92 |
| School Totals: | 249 | \$49,999.30 |

| Cooper City Elementary School | Qty | Amount |
|--|------------|--------------------|
| Brass Instruments | 4 | \$2,691.00 |
| Furniture/Equipment (Risers, Stands, etc.) | 139 | \$8,004.59 |
| Music Accessories (cases, adapters, attachments, etc.) | 1 | \$28.50 |
| Percussion Instruments | 170 | \$11,352.50 |
| Piano/Keyboard Instruments | 1 | \$599.99 |
| Sound Amplification (Microphones, Amplifiers, etc) | 3 | \$13,056.01 |
| String Instruments | 44 | \$8,009.60 |
| Woodwind Instruments | 34 | \$1,952.70 |
| School Totals: | 396 | \$45,694.89 |

| Cooper City High School | Qty | Amount |
|--|------------|---------------------|
| Brass Instruments | 58 | \$155,932.22 |
| Music Accessories (cases, adapters, attachments, etc.) | 3 | \$215.95 |
| Percussion Instruments | 49 | \$34,415.69 |
| Woodwind Instruments | 56 | \$109,431.69 |
| School Totals: | 166 | \$299,995.55 |

Section 3: Music Equipment by Category

| Coral Cove Elementary School | Qty | Amount |
|--|------------|--------------------|
| Brass Instruments | 14 | \$3,111.50 |
| Furniture/Equipment (Risers, Stands, etc.) | 26 | \$4,917.00 |
| Percussion Instruments | 201 | \$6,127.95 |
| Piano/Keyboard Instruments | 10 | \$5,999.90 |
| Sound Amplification (Microphones, Amplifiers, etc) | 3 | \$7,277.99 |
| String Instruments | 89 | \$15,780.39 |
| Woodwind Instruments | 8 | \$327.92 |
| School Totals: | 351 | \$43,542.65 |

| Coral Glades High School | Qty | Amount |
|--|------------|---------------------|
| Brass Instruments | 17 | \$63,563.57 |
| Furniture/Equipment (Risers, Stands, etc.) | 276 | \$67,729.92 |
| Music Accessories (cases, adapters, attachments, etc.) | 25 | \$6,564.60 |
| Percussion Instruments | 10 | \$7,858.24 |
| Piano/Keyboard Instruments | 2 | \$81,583.06 |
| Sound Amplification (Microphones, Amplifiers, etc) | 1 | \$899.99 |
| String Instruments | 4 | \$11,440.80 |
| Woodwind Instruments | 25 | \$60,359.07 |
| School Totals: | 360 | \$299,999.25 |

| Coral Park Elementary School | Qty | Amount |
|--|------------|--------------------|
| Brass Instruments | 30 | \$7,332.00 |
| Furniture/Equipment (Risers, Stands, etc.) | 60 | \$12,861.45 |
| Music Accessories (cases, adapters, attachments, etc.) | 1 | \$28.50 |
| Percussion Instruments | 160 | \$16,521.87 |
| Piano/Keyboard Instruments | 1 | \$549.45 |
| Sound Amplification (Microphones, Amplifiers, etc) | 2 | \$6,778.00 |
| String Instruments | 6 | \$5,392.99 |
| Woodwind Instruments | 1 | \$535.50 |
| School Totals: | 261 | \$49,999.76 |

| Coral Springs Pre-K - 8 | Qty | Amount |
|--|------------|--------------------|
| Brass Instruments | 35 | \$6,247.50 |
| Furniture/Equipment (Risers, Stands, etc.) | 79 | \$6,200.54 |
| Music Accessories (cases, adapters, attachments, etc.) | 35 | \$1,543.15 |
| Percussion Instruments | 357 | \$11,257.03 |
| Piano/Keyboard Instruments | 35 | \$7,329.00 |
| String Instruments | 53 | \$14,817.44 |
| Woodwind Instruments | 105 | \$2,592.45 |
| School Totals: | 699 | \$49,987.11 |

| Coral Springs High School | Qty | Amount |
|--|-----------|---------------------|
| Brass Instruments | 22 | \$52,499.50 |
| Furniture/Equipment (Risers, Stands, etc.) | 15 | \$12,339.06 |
| Percussion Instruments | 5 | \$2,513.10 |
| Piano/Keyboard Instruments | 11 | \$8,009.89 |
| Woodwind Instruments | 35 | \$89,531.85 |
| School Totals: | 88 | \$164,893.40 |

| Coral Springs Middle School | Qty | Amount |
|--|-----------|--------------------|
| Brass Instruments | 13 | \$50,864.40 |
| Music Accessories (cases, adapters, attachments, etc.) | 1 | \$858.85 |
| Percussion Instruments | 7 | \$7,559.55 |
| Woodwind Instruments | 12 | \$40,716.73 |
| School Totals: | 33 | \$99,999.53 |

| Country Hills Elementary School | Qty | Amount |
|--|------------|--------------------|
| Brass Instruments | 2 | \$1,161.00 |
| Furniture/Equipment (Risers, Stands, etc.) | 152 | \$27,796.00 |
| Percussion Instruments | 13 | \$4,025.22 |
| String Instruments | 36 | \$12,040.80 |
| Woodwind Instruments | 5 | \$386.45 |
| School Totals: | 208 | \$45,409.47 |

| Country Isles Elementary School | Qty | Amount |
|--|------------|--------------------|
| Brass Instruments | 5 | \$2,227.02 |
| Furniture/Equipment (Risers, Stands, etc.) | 33 | \$7,841.62 |
| Music Accessories (cases, adapters, attachments, etc.) | 3 | \$101.48 |
| Percussion Instruments | 178 | \$12,093.81 |
| Piano/Keyboard Instruments | 19 | \$4,368.60 |
| Sound Amplification (Microphones, Amplifiers, etc) | 3 | \$7,127.99 |
| String Instruments | 48 | \$13,720.03 |
| Woodwind Instruments | 97 | \$2,518.57 |
| School Totals: | 386 | \$49,999.12 |

| Cresthaven Elementary School | Qty | Amount |
|--|------------|--------------------|
| Brass Instruments | 4 | \$2,691.00 |
| Furniture/Equipment (Risers, Stands, etc.) | 31 | \$6,546.39 |
| Percussion Instruments | 313 | \$16,327.22 |
| Piano/Keyboard Instruments | 1 | \$599.99 |
| Sound Amplification (Microphones, Amplifiers, etc) | 1 | \$6,278.01 |
| String Instruments | 19 | \$11,013.60 |
| Woodwind Instruments | 167 | \$6,542.03 |
| School Totals: | 536 | \$49,998.24 |

| Croissant Park Elementary School | Qty | Amount |
|--|------------|--------------------|
| Furniture/Equipment (Risers, Stands, etc.) | 42 | \$10,291.67 |
| Music Accessories (cases, adapters, attachments, etc.) | 41 | \$1,592.44 |
| Percussion Instruments | 58 | \$11,316.41 |
| Piano/Keyboard Instruments | 2 | \$7,421.00 |
| Sound Amplification (Microphones, Amplifiers, etc) | 12 | \$7,790.79 |
| String Instruments | 46 | \$9,721.25 |
| Woodwind Instruments | 129 | \$1,863.23 |
| School Totals: | 330 | \$49,996.79 |

| Cross Creek School | Qty | Amount |
|-----------------------|------------|--------------------|
| Brass Instruments | 13 | \$1,820.00 |
| TBD | 326 | \$48,179.72 |
| School Totals: | 339 | \$49,999.72 |

Section 3: Music Equipment by Category

| Cypress Bay High School | Qty | Amount |
|--|------------|---------------------|
| Brass Instruments | 16 | \$66,921.64 |
| Furniture/Equipment (Risers, Stands, etc.) | 217 | \$32,311.85 |
| Music Accessories (cases, adapters, attachments, etc.) | 106 | \$9,416.58 |
| Percussion Instruments | 16 | \$26,835.36 |
| Piano/Keyboard Instruments | 38 | \$117,865.00 |
| String Instruments | 106 | \$9,880.80 |
| Woodwind Instruments | 11 | \$36,758.84 |
| School Totals: | 510 | \$299,990.07 |

| Cypress Elementary School | Qty | Amount |
|--|------------|--------------------|
| Brass Instruments | 4 | \$1,831.02 |
| Furniture/Equipment (Risers, Stands, etc.) | 12 | \$2,676.10 |
| Music Accessories (cases, adapters, attachments, etc.) | 3 | \$116.62 |
| Percussion Instruments | 200 | \$15,578.06 |
| Piano/Keyboard Instruments | 4 | \$14,742.10 |
| Sound Amplification (Microphones, Amplifiers, etc) | 1 | \$375.00 |
| String Instruments | 28 | \$11,664.69 |
| Woodwind Instruments | 138 | \$2,723.01 |
| School Totals: | 390 | \$49,706.60 |

| Dandy, William Middle School | Qty | Amount |
|--|------------|--------------------|
| Brass Instruments | 25 | \$41,010.28 |
| Furniture/Equipment (Risers, Stands, etc.) | 11 | \$1,273.15 |
| Music Accessories (cases, adapters, attachments, etc.) | 12 | \$494.84 |
| Percussion Instruments | 26 | \$16,107.23 |
| Piano/Keyboard Instruments | 2 | \$1,199.98 |
| Sound Amplification (Microphones, Amplifiers, etc) | 6 | \$2,359.94 |
| String Instruments | 1 | \$349.99 |
| Woodwind Instruments | 47 | \$37,200.93 |
| School Totals: | 130 | \$99,996.34 |

| Dania Elementary School | Qty | Amount |
|--|------------|--------------------|
| Brass Instruments | 2 | \$258.49 |
| Furniture/Equipment (Risers, Stands, etc.) | 56 | \$12,030.26 |
| Music Accessories (cases, adapters, attachments, etc.) | 3 | \$238.65 |
| Percussion Instruments | 250 | \$15,475.12 |
| Piano/Keyboard Instruments | 8 | \$1,675.20 |
| Sound Amplification (Microphones, Amplifiers, etc) | 1 | \$375.00 |
| String Instruments | 108 | \$19,620.53 |
| Woodwind Instruments | 3 | \$326.72 |
| School Totals: | 431 | \$49,999.97 |

| Dave Thomas Education Center-West | Qty | Amount |
|--|-----------|--------------------|
| Sound Amplification (Microphones, Amplifiers, etc) | 26 | \$50,000.00 |
| School Totals: | 26 | \$50,000.00 |

| Davie Elementary School | Qty | Amount |
|--|------------|--------------------|
| Furniture/Equipment (Risers, Stands, etc.) | 77 | \$4,697.31 |
| Music Accessories (cases, adapters, attachments, etc.) | 5 | \$70.70 |
| Percussion Instruments | 306 | \$19,231.10 |
| Piano/Keyboard Instruments | 1 | \$24,795.00 |
| Woodwind Instruments | 249 | \$1,192.71 |
| School Totals: | 638 | \$49,986.82 |

| Deerfield Beach Elementary School | Qty | Amount |
|--|------------|--------------------|
| Furniture/Equipment (Risers, Stands, etc.) | 61 | \$3,253.29 |
| Percussion Instruments | 101 | \$14,459.51 |
| Piano/Keyboard Instruments | 1 | \$24,795.00 |
| Sound Amplification (Microphones, Amplifiers, etc) | 7 | \$6,325.11 |
| Woodwind Instruments | 68 | \$1,167.08 |
| School Totals: | 238 | \$49,999.99 |

| Deerfield Beach Middle School | Qty | Amount |
|--|-----------|--------------------|
| Brass Instruments | 21 | \$2,984.00 |
| Music Accessories (cases, adapters, attachments, etc.) | 7 | \$306.50 |
| Percussion Instruments | 12 | \$2,335.00 |
| Piano/Keyboard Instruments | 1 | \$1,440.00 |
| Woodwind Instruments | 48 | \$5,404.50 |
| School Totals: | 89 | \$12,470.00 |

| Deerfield Park Elementary School | Qty | Amount |
|--|------------|--------------------|
| Brass Instruments | 12 | \$3,568.00 |
| Furniture/Equipment (Risers, Stands, etc.) | 29 | \$9,426.10 |
| Music Accessories (cases, adapters, attachments, etc.) | 17 | \$1,164.03 |
| Percussion Instruments | 120 | \$14,962.33 |
| Piano/Keyboard Instruments | 8 | \$4,395.60 |
| Sound Amplification (Microphones, Amplifiers, etc) | 2 | \$949.99 |
| String Instruments | 35 | \$10,496.20 |
| Woodwind Instruments | 103 | \$1,671.50 |
| School Totals: | 326 | \$46,633.75 |

| Dillard 6-12 School | Qty | Amount |
|--|------------|---------------------|
| Brass Instruments | 59 | \$159,890.66 |
| Music Accessories (cases, adapters, attachments, etc.) | 53 | \$4,539.06 |
| Percussion Instruments | 24 | \$15,678.40 |
| Piano/Keyboard Instruments | 2 | \$3,731.19 |
| Sound Amplification (Microphones, Amplifiers, etc) | 5 | \$5,167.97 |
| Woodwind Instruments | 41 | \$110,992.03 |
| School Totals: | 184 | \$299,999.31 |

| Dillard Elementary School | Qty | Amount |
|--|-----|-------------|
| Furniture/Equipment (Risers, Stands, etc.) | 78 | \$6,821.02 |
| Music Accessories (cases, adapters, attachments, etc.) | 27 | \$916.49 |
| Percussion Instruments | 134 | \$22,600.29 |
| Piano/Keyboard Instruments | 2 | \$7,421.59 |

Section 3: Music Equipment by Category

| Dillard Elementary School | Qty | Amount |
|--|-----|-------------|
| Sound Amplification (Microphones, Amplifiers, etc) | 5 | \$8,203.00 |
| String Instruments | 31 | \$1,229.65 |
| School Totals: | 277 | \$47,192.04 |

| Discovery Elementary School | Qty | Amount |
|--|-----|-------------|
| Brass Instruments | 5 | \$842.52 |
| Furniture/Equipment (Risers, Stands, etc.) | 81 | \$10,830.28 |
| Music Accessories (cases, adapters, attachments, etc.) | 23 | \$3,732.00 |
| Percussion Instruments | 49 | \$2,348.38 |
| Piano/Keyboard Instruments | 1 | \$0.00 |
| Sound Amplification (Microphones, Amplifiers, etc) | 29 | \$11,421.00 |
| String Instruments | 64 | \$10,828.72 |
| School Totals: | 252 | \$40,002.90 |

| Dolphin Bay Elementary School | Qty | Amount |
|--|-----|-------------|
| Brass Instruments | 28 | \$4,998.00 |
| Furniture/Equipment (Risers, Stands, etc.) | 16 | \$3,334.30 |
| Music Accessories (cases, adapters, attachments, etc.) | 20 | \$782.00 |
| Percussion Instruments | 180 | \$6,341.30 |
| Piano/Keyboard Instruments | 4 | \$837.60 |
| Sound Amplification (Microphones, Amplifiers, etc) | 8 | \$8,727.99 |
| String Instruments | 95 | \$16,327.53 |
| Woodwind Instruments | 305 | \$2,369.45 |
| School Totals: | 656 | \$43,718.17 |

| Drew, Charles Elementary School | Qty | Amount |
|--|-----|-------------|
| Furniture/Equipment (Risers, Stands, etc.) | 92 | \$5,872.59 |
| Percussion Instruments | 17 | \$1,648.78 |
| Piano/Keyboard Instruments | 3 | \$25,994.98 |
| Sound Amplification (Microphones, Amplifiers, etc) | 6 | \$14,306.00 |
| String Instruments | 6 | \$1,775.82 |
| Woodwind Instruments | 4 | \$401.21 |
| School Totals: | 128 | \$49,999.38 |

| Driftwood Elementary School | Qty | Amount |
|--|-----|-------------|
| Brass Instruments | 11 | \$4,929.00 |
| Furniture/Equipment (Risers, Stands, etc.) | 53 | \$5,999.97 |
| Percussion Instruments | 146 | \$17,089.05 |
| Sound Amplification (Microphones, Amplifiers, etc) | 3 | \$7,127.99 |
| String Instruments | 42 | \$12,781.72 |
| Woodwind Instruments | 35 | \$1,757.68 |
| School Totals: | 290 | \$49,685.41 |

| Driftwood Middle School | Qty | Amount |
|--|-----|-------------|
| Brass Instruments | 35 | \$52,127.27 |
| Music Accessories (cases, adapters, attachments, etc.) | 1 | \$373.30 |
| Percussion Instruments | 3 | \$6,156.20 |
| Woodwind Instruments | 36 | \$41,343.09 |

| Driftwood Middle School | Qty | Amount |
|-------------------------|-----|-------------|
| School Totals: | 75 | \$99,999.86 |

| Eagle Point Elementary School | Qty | Amount |
|--|-----|-------------|
| Brass Instruments | 4 | \$1,831.02 |
| Furniture/Equipment (Risers, Stands, etc.) | 123 | \$13,462.67 |
| Music Accessories (cases, adapters, attachments, etc.) | 3 | \$116.68 |
| Percussion Instruments | 46 | \$3,593.30 |
| Piano/Keyboard Instruments | 25 | \$5,235.00 |
| Sound Amplification (Microphones, Amplifiers, etc) | 4 | \$7,727.99 |
| String Instruments | 65 | \$17,984.94 |
| School Totals: | 270 | \$49,951.60 |

| Eagle Ridge Elementary School | Qty | Amount |
|--|-----|-------------|
| Brass Instruments | 32 | \$3,560.70 |
| Furniture/Equipment (Risers, Stands, etc.) | 5 | \$3,184.40 |
| Music Accessories (cases, adapters, attachments, etc.) | 1 | \$28.50 |
| Percussion Instruments | 229 | \$14,651.62 |
| Piano/Keyboard Instruments | 1 | \$6,821.60 |
| Sound Amplification (Microphones, Amplifiers, etc) | 1 | \$6,278.01 |
| String Instruments | 65 | \$9,911.88 |
| Woodwind Instruments | 279 | \$5,561.49 |
| School Totals: | 613 | \$49,998.20 |

| Ely, Blanche High School | Qty | Amount |
|--|-----|--------------|
| Brass Instruments | 57 | \$137,508.98 |
| Furniture/Equipment (Risers, Stands, etc.) | 29 | \$22,947.01 |
| Music Accessories (cases, adapters, attachments, etc.) | 1 | \$5,302.85 |
| Percussion Instruments | 9 | \$9,286.83 |
| Sound Amplification (Microphones, Amplifiers, etc) | 4 | \$2,450.00 |
| String Instruments | 3 | \$4,350.00 |
| Woodwind Instruments | 61 | \$118,124.11 |
| School Totals: | 164 | \$299,969.78 |

| Embassy Creek Elementary School | Qty | Amount |
|--|-----|-------------|
| Brass Instruments | 7 | \$4,617.00 |
| Furniture/Equipment (Risers, Stands, etc.) | 19 | \$2,774.33 |
| Percussion Instruments | 216 | \$26,274.22 |
| Piano/Keyboard Instruments | 2 | \$758.85 |
| Sound Amplification (Microphones, Amplifiers, etc) | 2 | \$750.00 |
| String Instruments | 8 | \$12,675.00 |
| School Totals: | 254 | \$47,849.40 |

| Endeavour Primary Learning Center | Qty | Amount |
|--|-----|-------------|
| Furniture/Equipment (Risers, Stands, etc.) | 49 | \$10,161.36 |
| Music Accessories (cases, adapters, attachments, etc.) | 7 | \$301.30 |
| Percussion Instruments | 315 | \$13,605.95 |
| Sound Amplification (Microphones, Amplifiers, etc) | 17 | \$15,434.50 |

Section 3: Music Equipment by Category

| Endeavour Primary Learning Center | Qty | Amount |
|-----------------------------------|-----|-------------|
| String Instruments | 37 | \$8,979.14 |
| Woodwind Instruments | 304 | \$1,516.96 |
| School Totals: | 729 | \$49,999.21 |

| Everglades Elementary School | Qty | Amount |
|--|-----|-------------|
| Brass Instruments | 47 | \$10,034.25 |
| Furniture/Equipment (Risers, Stands, etc.) | 43 | \$11,264.25 |
| Music Accessories (cases, adapters, attachments, etc.) | 4 | \$160.77 |
| Percussion Instruments | 183 | \$11,408.19 |
| Sound Amplification (Microphones, Amplifiers, etc) | 1 | \$6,278.01 |
| String Instruments | 27 | \$10,395.00 |
| Woodwind Instruments | 35 | \$454.81 |
| School Totals: | 340 | \$49,995.28 |

| Everglades High School | Qty | Amount |
|--|-----|--------------|
| Brass Instruments | 38 | \$102,974.23 |
| Furniture/Equipment (Risers, Stands, etc.) | 95 | \$48,858.07 |
| Music Accessories (cases, adapters, attachments, etc.) | 66 | \$32,527.58 |
| Percussion Instruments | 42 | \$32,857.05 |
| Piano/Keyboard Instruments | 8 | \$6,296.04 |
| Sound Amplification (Microphones, Amplifiers, etc) | 43 | \$26,258.99 |
| String Instruments | 6 | \$7,264.18 |
| Woodwind Instruments | 30 | \$42,963.66 |
| School Totals: | 328 | \$299,999.80 |

| Fairway Elementary School | Qty | Amount |
|--|-----|-------------|
| Brass Instruments | 11 | \$2,606.10 |
| Furniture/Equipment (Risers, Stands, etc.) | 79 | \$5,838.54 |
| Music Accessories (cases, adapters, attachments, etc.) | 8 | \$119.06 |
| Percussion Instruments | 230 | \$14,249.75 |
| Piano/Keyboard Instruments | 16 | \$3,690.45 |
| Sound Amplification (Microphones, Amplifiers, etc) | 4 | \$1,449.98 |
| String Instruments | 100 | \$20,818.73 |
| Woodwind Instruments | 6 | \$796.08 |
| School Totals: | 454 | \$49,568.69 |

| Falcon Cove Middle School | Qty | Amount |
|--|-----|-------------|
| Brass Instruments | 17 | \$52,624.28 |
| Furniture/Equipment (Risers, Stands, etc.) | 2 | \$212.40 |
| Music Accessories (cases, adapters, attachments, etc.) | 1 | \$44.85 |
| Percussion Instruments | 10 | \$10,139.20 |
| Woodwind Instruments | 8 | \$36,977.52 |
| School Totals: | 38 | \$99,998.25 |

| Flamingo Elementary School | Qty | Amount |
|--|-----|------------|
| Brass Instruments | 30 | \$2,300.70 |
| Furniture/Equipment (Risers, Stands, etc.) | 15 | \$1,126.44 |

| Flamingo Elementary School | Qty | Amount |
|--|-----|-------------|
| Music Accessories (cases, adapters, attachments, etc.) | 3 | \$106.13 |
| Percussion Instruments | 96 | \$11,836.40 |
| Piano/Keyboard Instruments | 2 | \$1,098.90 |
| Sound Amplification (Microphones, Amplifiers, etc) | 4 | \$7,703.01 |
| String Instruments | 108 | \$24,375.49 |
| Woodwind Instruments | 125 | \$1,452.25 |
| School Totals: | 383 | \$49,999.32 |

| Flanagan, Charles W. High School | Qty | Amount |
|--|-----|--------------|
| Brass Instruments | 57 | \$164,181.58 |
| Furniture/Equipment (Risers, Stands, etc.) | 6 | \$749.90 |
| Music Accessories (cases, adapters, attachments, etc.) | 52 | \$5,281.00 |
| Percussion Instruments | 23 | \$30,655.49 |
| Piano/Keyboard Instruments | 4 | \$5,546.73 |
| Sound Amplification (Microphones, Amplifiers, etc) | 3 | \$1,587.75 |
| String Instruments | 30 | \$4,899.00 |
| Woodwind Instruments | 35 | \$86,432.40 |
| School Totals: | 210 | \$299,333.85 |

| Floranada Elementary School | Qty | Amount |
|--|-----|-------------|
| Furniture/Equipment (Risers, Stands, etc.) | 111 | \$11,647.27 |
| Music Accessories (cases, adapters, attachments, etc.) | 1 | \$79.55 |
| Percussion Instruments | 80 | \$11,832.38 |
| Sound Amplification (Microphones, Amplifiers, etc) | 3 | \$1,224.98 |
| String Instruments | 63 | \$19,529.83 |
| Woodwind Instruments | 4 | \$1,274.24 |
| School Totals: | 262 | \$45,588.25 |

| Forest Hills Elementary School | Qty | Amount |
|--|-----|-------------|
| Furniture/Equipment (Risers, Stands, etc.) | 11 | \$2,002.64 |
| Music Accessories (cases, adapters, attachments, etc.) | 1 | \$14.14 |
| Percussion Instruments | 172 | \$9,567.30 |
| Piano/Keyboard Instruments | 2 | \$25,344.45 |
| Sound Amplification (Microphones, Amplifiers, etc) | 4 | \$7,603.00 |
| String Instruments | 36 | \$4,507.79 |
| Woodwind Instruments | 139 | \$959.91 |
| School Totals: | 365 | \$49,999.23 |

| Fort Lauderdale High School | Qty | Amount |
|--|-----|--------------|
| Brass Instruments | 61 | \$129,545.14 |
| Furniture/Equipment (Risers, Stands, etc.) | 6 | \$3,504.57 |
| Music Accessories (cases, adapters, attachments, etc.) | 12 | \$3,348.92 |
| Percussion Instruments | 40 | \$36,502.93 |
| Piano/Keyboard Instruments | 1 | \$3,231.20 |
| Sound Amplification (Microphones, Amplifiers, etc) | 8 | \$3,152.94 |
| String Instruments | 1 | \$1,405.50 |

Section 3: Music Equipment by Category

| Fort Lauderdale High School | Qty | Amount |
|-----------------------------|-----|--------------|
| Woodwind Instruments | 64 | \$119,302.52 |
| School Totals: | 193 | \$299,993.72 |

| Fox Trail Elementary School | Qty | Amount |
|--|-----|-------------|
| Brass Instruments | 9 | \$6,147.00 |
| Furniture/Equipment (Risers, Stands, etc.) | 31 | \$3,517.00 |
| Percussion Instruments | 42 | \$11,301.25 |
| Piano/Keyboard Instruments | 2 | \$25,394.40 |
| String Instruments | 30 | \$900.00 |
| School Totals: | 114 | \$47,259.65 |

| Gator Run Elementary School | Qty | Amount |
|--|-----|-------------|
| Brass Instruments | 2 | \$823.26 |
| Furniture/Equipment (Risers, Stands, etc.) | 14 | \$4,560.49 |
| Music Accessories (cases, adapters, attachments, etc.) | 2 | \$88.18 |
| Percussion Instruments | 83 | \$9,310.53 |
| Piano/Keyboard Instruments | 2 | \$25,394.40 |
| Sound Amplification (Microphones, Amplifiers, etc) | 3 | \$1,425.00 |
| String Instruments | 32 | \$4,053.62 |
| Woodwind Instruments | 2 | \$864.00 |
| School Totals: | 140 | \$46,519.48 |

| Glades Middle School | Qty | Amount |
|--|-----|-------------|
| Brass Instruments | 22 | \$38,287.90 |
| Furniture/Equipment (Risers, Stands, etc.) | 6 | \$735.60 |
| Music Accessories (cases, adapters, attachments, etc.) | 4 | \$124.38 |
| Percussion Instruments | 15 | \$21,727.99 |
| Piano/Keyboard Instruments | 1 | \$599.99 |
| Sound Amplification (Microphones, Amplifiers, etc) | 2 | \$749.98 |
| Woodwind Instruments | 29 | \$37,768.99 |
| School Totals: | 79 | \$99,994.83 |

| Griffin Elementary School | Qty | Amount |
|--|-----|-------------|
| Brass Instruments | 8 | \$5,382.00 |
| Furniture/Equipment (Risers, Stands, etc.) | 70 | \$10,032.41 |
| Music Accessories (cases, adapters, attachments, etc.) | 3 | \$85.32 |
| Percussion Instruments | 329 | \$23,866.26 |
| Sound Amplification (Microphones, Amplifiers, etc) | 2 | \$999.98 |
| String Instruments | 37 | \$5,082.42 |
| Woodwind Instruments | 139 | \$4,551.20 |
| School Totals: | 588 | \$49,999.59 |

| Gulfstream Academy of Hallandale Beach | Qty | Amount |
|--|-----|-------------|
| Brass Instruments | 30 | \$41,615.45 |
| Furniture/Equipment (Risers, Stands, etc.) | 2 | \$212.80 |
| Music Accessories (cases, adapters, attachments, etc.) | 2 | \$1,144.32 |
| Percussion Instruments | 16 | \$18,938.20 |

| Gulfstream Academy of Hallandale Beach | Qty | Amount |
|--|-----|-------------|
| Sound Amplification (Microphones, Amplifiers, etc) | 9 | \$3,081.19 |
| Woodwind Instruments | 40 | \$34,919.53 |
| School Totals: | 99 | \$99,911.49 |

| Hallandale High School | Qty | Amount |
|--|-----|--------------|
| Brass Instruments | 99 | \$169,680.84 |
| Furniture/Equipment (Risers, Stands, etc.) | 34 | \$1,664.64 |
| Percussion Instruments | 29 | \$27,327.16 |
| Woodwind Instruments | 110 | \$101,290.44 |
| School Totals: | 272 | \$299,963.08 |

| Harbordale Elementary School | Qty | Amount |
|--|-----|-------------|
| Furniture/Equipment (Risers, Stands, etc.) | 20 | \$9,447.96 |
| Music Accessories (cases, adapters, attachments, etc.) | 15 | \$1,079.85 |
| Percussion Instruments | 43 | \$11,715.87 |
| Piano/Keyboard Instruments | 1 | \$6,821.60 |
| Sound Amplification (Microphones, Amplifiers, etc) | 5 | \$6,548.01 |
| String Instruments | 21 | \$10,665.00 |
| School Totals: | 105 | \$46,278.29 |

| Hawkes Bluff Elementary School | Qty | Amount |
|--|-----|-------------|
| Brass Instruments | 6 | \$2,818.27 |
| Furniture/Equipment (Risers, Stands, etc.) | 16 | \$2,117.38 |
| Music Accessories (cases, adapters, attachments, etc.) | 3 | \$70.69 |
| Percussion Instruments | 201 | \$8,204.66 |
| Piano/Keyboard Instruments | 2 | \$25,394.40 |
| Sound Amplification (Microphones, Amplifiers, etc) | 6 | \$6,809.40 |
| String Instruments | 2 | \$3,352.50 |
| Woodwind Instruments | 3 | \$1,192.50 |
| School Totals: | 239 | \$49,959.80 |

| Henry D. Perry Education Center | Qty | Amount |
|--|-----|-------------|
| Piano/Keyboard Instruments | 25 | \$40,145.50 |
| Sound Amplification (Microphones, Amplifiers, etc) | 1 | \$9,854.50 |
| School Totals: | 26 | \$50,000.00 |

| Heron Heights Elementary School | Qty | Amount |
|--|-----|-------------|
| Furniture/Equipment (Risers, Stands, etc.) | 9 | \$2,317.55 |
| Music Accessories (cases, adapters, attachments, etc.) | 33 | \$4,524.00 |
| Percussion Instruments | 22 | \$1,933.95 |
| Piano/Keyboard Instruments | 1 | \$599.99 |
| Sound Amplification (Microphones, Amplifiers, etc) | 33 | \$25,560.99 |
| String Instruments | 15 | \$3,815.36 |
| Woodwind Instruments | 12 | \$1,041.44 |
| School Totals: | 125 | \$39,793.28 |

| Hollywood Central Elementary School | Qty | Amount |
|-------------------------------------|-----|----------|
| Brass Instruments | 2 | \$465.01 |

Section 3: Music Equipment by Category

| Hollywood Central Elementary School | Qty | Amount |
|--|-----|-------------|
| Furniture/Equipment (Risers, Stands, etc.) | 17 | \$3,114.32 |
| Percussion Instruments | 88 | \$12,508.50 |
| Piano/Keyboard Instruments | 3 | \$8,021.58 |
| Sound Amplification (Microphones, Amplifiers, etc) | 2 | \$6,778.00 |
| String Instruments | 57 | \$17,907.90 |
| Woodwind Instruments | 6 | \$1,204.16 |
| School Totals: | 175 | \$49,999.47 |

| Hollywood Hills Elementary School | Qty | Amount |
|--|-----|-------------|
| Brass Instruments | 1 | \$222.25 |
| Furniture/Equipment (Risers, Stands, etc.) | 23 | \$11,801.02 |
| Music Accessories (cases, adapters, attachments, etc.) | 2 | \$57.39 |
| Percussion Instruments | 199 | \$9,158.46 |
| Piano/Keyboard Instruments | 1 | \$24,795.00 |
| Sound Amplification (Microphones, Amplifiers, etc) | 1 | \$375.00 |
| String Instruments | 2 | \$3,555.00 |
| School Totals: | 229 | \$49,964.12 |

| Hollywood Hills High School | Qty | Amount |
|--|-----|--------------|
| Brass Instruments | 85 | \$168,669.23 |
| Furniture/Equipment (Risers, Stands, etc.) | 10 | \$8,258.51 |
| Music Accessories (cases, adapters, attachments, etc.) | 48 | \$3,391.25 |
| Percussion Instruments | 29 | \$64,724.41 |
| Piano/Keyboard Instruments | 1 | \$599.99 |
| Sound Amplification (Microphones, Amplifiers, etc) | 31 | \$11,961.98 |
| Woodwind Instruments | 19 | \$38,020.41 |
| School Totals: | 223 | \$295,625.78 |

| Hollywood Park Elementary School | Qty | Amount |
|--|-----|-------------|
| Brass Instruments | 7 | \$3,572.52 |
| Furniture/Equipment (Risers, Stands, etc.) | 13 | \$2,751.26 |
| Music Accessories (cases, adapters, attachments, etc.) | 3 | \$41.58 |
| Percussion Instruments | 156 | \$16,923.56 |
| Piano/Keyboard Instruments | 2 | \$7,371.05 |
| Sound Amplification (Microphones, Amplifiers, etc) | 4 | \$7,378.00 |
| String Instruments | 28 | \$10,204.35 |
| Woodwind Instruments | 6 | \$1,756.74 |
| School Totals: | 219 | \$49,999.06 |

| Horizon Elementary School | Qty | Amount |
|--|-----|-------------|
| Brass Instruments | 2 | \$485.52 |
| Furniture/Equipment (Risers, Stands, etc.) | 105 | \$13,181.37 |
| Percussion Instruments | 195 | \$12,080.93 |
| Piano/Keyboard Instruments | 3 | \$7,920.50 |
| Sound Amplification (Microphones, Amplifiers, etc) | 3 | \$1,200.00 |
| String Instruments | 53 | \$13,085.18 |
| Woodwind Instruments | 7 | \$1,995.47 |

| Horizon Elementary School | Qty | Amount |
|---------------------------|-----|-------------|
| School Totals: | 368 | \$49,948.97 |

| Hunt, James S. Elementary School | Qty | Amount |
|--|-----|-------------|
| Brass Instruments | 1 | \$580.50 |
| Furniture/Equipment (Risers, Stands, etc.) | 27 | \$2,123.06 |
| Music Accessories (cases, adapters, attachments, etc.) | 1 | \$44.09 |
| Percussion Instruments | 97 | \$6,714.15 |
| Piano/Keyboard Instruments | 3 | \$32,216.00 |
| Sound Amplification (Microphones, Amplifiers, etc) | 1 | \$6,278.01 |
| Woodwind Instruments | 305 | \$1,682.37 |
| School Totals: | 435 | \$49,638.18 |

| Indian Ridge Middle School | Qty | Amount |
|--|-----|-------------|
| Brass Instruments | 28 | \$33,054.95 |
| Furniture/Equipment (Risers, Stands, etc.) | 3 | \$336.30 |
| Percussion Instruments | 7 | \$23,686.90 |
| Woodwind Instruments | 29 | \$42,918.68 |
| School Totals: | 67 | \$99,996.83 |

| Indian Trace Elementary School | Qty | Amount |
|--|-----|-------------|
| Brass Instruments | 12 | \$2,112.40 |
| Furniture/Equipment (Risers, Stands, etc.) | 29 | \$10,208.20 |
| Music Accessories (cases, adapters, attachments, etc.) | 40 | \$2,433.40 |
| Percussion Instruments | 50 | \$14,730.66 |
| Piano/Keyboard Instruments | 1 | \$599.40 |
| Sound Amplification (Microphones, Amplifiers, etc) | 2 | \$6,778.00 |
| String Instruments | 62 | \$11,942.10 |
| Woodwind Instruments | 3 | \$1,192.50 |
| School Totals: | 199 | \$49,996.66 |

| King, Martin Luther (Dr. Martin Luther King, Jr.) Elementary School | Qty | Amount |
|---|-----|------------|
| Furniture/Equipment (Risers, Stands, etc.) | 88 | \$4,833.00 |
| Percussion Instruments | 171 | \$878.62 |
| Sound Amplification (Microphones, Amplifiers, etc) | 2 | \$0.00 |
| String Instruments | 52 | \$1,420.15 |
| School Totals: | 313 | \$7,131.77 |

| Lake Forest Elementary School | Qty | Amount |
|--|-----|-------------|
| Brass Instruments | 2 | \$1,345.50 |
| Furniture/Equipment (Risers, Stands, etc.) | 61 | \$4,867.85 |
| Music Accessories (cases, adapters, attachments, etc.) | 4 | \$185.70 |
| Percussion Instruments | 65 | \$15,217.41 |
| Sound Amplification (Microphones, Amplifiers, etc) | 2 | \$12,556.02 |
| String Instruments | 19 | \$7,987.35 |
| Woodwind Instruments | 457 | \$7,837.51 |
| School Totals: | 610 | \$49,997.34 |

| Lakeside Elementary School | Qty | Amount |
|----------------------------|-----|----------|
| Brass Instruments | 1 | \$178.50 |

Section 3: Music Equipment by Category

| Lakeside Elementary School | Qty | Amount |
|--|------------|--------------------|
| Furniture/Equipment (Risers, Stands, etc.) | 54 | \$15,987.69 |
| Music Accessories (cases, adapters, attachments, etc.) | 3 | \$141.59 |
| Percussion Instruments | 114 | \$12,619.27 |
| Piano/Keyboard Instruments | 11 | \$2,693.40 |
| Sound Amplification (Microphones, Amplifiers, etc) | 7 | \$8,343.69 |
| String Instruments | 35 | \$7,972.86 |
| Woodwind Instruments | 136 | \$2,055.40 |
| School Totals: | 361 | \$49,992.40 |

| Lauderdale Lakes Middle School | Qty | Amount |
|--|------------|--------------------|
| Brass Instruments | 48 | \$42,443.92 |
| Furniture/Equipment (Risers, Stands, etc.) | 12 | \$892.00 |
| Music Accessories (cases, adapters, attachments, etc.) | 496 | \$10,447.80 |
| Percussion Instruments | 13 | \$4,001.68 |
| Sound Amplification (Microphones, Amplifiers, etc) | 8 | \$1,180.00 |
| String Instruments | 14 | \$9,928.50 |
| Woodwind Instruments | 42 | \$31,102.49 |
| School Totals: | 633 | \$99,996.39 |

| Lauderhill-Paul Turner Elementary School | Qty | Amount |
|--|------------|--------------------|
| Furniture/Equipment (Risers, Stands, etc.) | 39 | \$9,969.75 |
| Percussion Instruments | 147 | \$8,484.65 |
| Piano/Keyboard Instruments | 1 | \$24,795.00 |
| Sound Amplification (Microphones, Amplifiers, etc) | 1 | \$6,278.01 |
| String Instruments | 1 | \$113.99 |
| Woodwind Instruments | 13 | \$357.25 |
| School Totals: | 202 | \$49,998.65 |

| Liberty Elementary School | Qty | Amount |
|--|------------|--------------------|
| Brass Instruments | 8 | \$5,382.00 |
| Furniture/Equipment (Risers, Stands, etc.) | 84 | \$10,745.76 |
| Music Accessories (cases, adapters, attachments, etc.) | 2 | \$28.28 |
| Percussion Instruments | 178 | \$17,036.85 |
| Piano/Keyboard Instruments | 19 | \$4,758.60 |
| Sound Amplification (Microphones, Amplifiers, etc) | 2 | \$6,653.01 |
| String Instruments | 5 | \$3,701.35 |
| Woodwind Instruments | 85 | \$1,692.67 |
| School Totals: | 383 | \$49,998.52 |

| Lloyd Estates Elementary School | Qty | Amount |
|--|-----|-------------|
| Furniture/Equipment (Risers, Stands, etc.) | 152 | \$22,068.60 |
| Music Accessories (cases, adapters, attachments, etc.) | 16 | \$728.00 |
| Percussion Instruments | 180 | \$10,493.46 |
| Piano/Keyboard Instruments | 3 | \$1,798.20 |
| Sound Amplification (Microphones, Amplifiers, etc) | 2 | \$6,778.00 |
| String Instruments | 31 | \$7,467.43 |

| Lloyd Estates Elementary School | Qty | Amount |
|---------------------------------|------------|--------------------|
| Woodwind Instruments | 6 | \$653.44 |
| School Totals: | 390 | \$49,987.13 |

| Lyons Creek Middle School | Qty | Amount |
|--|------------|--------------------|
| Brass Instruments | 39 | \$51,042.03 |
| Furniture/Equipment (Risers, Stands, etc.) | 6 | \$379.78 |
| Music Accessories (cases, adapters, attachments, etc.) | 2 | \$42.69 |
| Percussion Instruments | 8 | \$202.27 |
| Piano/Keyboard Instruments | 4 | \$2,354.96 |
| Sound Amplification (Microphones, Amplifiers, etc) | 3 | \$1,499.97 |
| Woodwind Instruments | 73 | \$44,408.63 |
| School Totals: | 135 | \$99,930.33 |

| Manatee Bay Elementary School | Qty | Amount |
|--|------------|--------------------|
| Brass Instruments | 28 | \$7,191.02 |
| Furniture/Equipment (Risers, Stands, etc.) | 49 | \$7,105.48 |
| Percussion Instruments | 98 | \$10,367.33 |
| Piano/Keyboard Instruments | 1 | \$209.40 |
| Sound Amplification (Microphones, Amplifiers, etc) | 11 | \$1,612.79 |
| String Instruments | 67 | \$23,193.47 |
| Woodwind Instruments | 6 | \$318.69 |
| School Totals: | 260 | \$49,998.18 |

| Maplewood Elementary School | Qty | Amount |
|--|------------|--------------------|
| Brass Instruments | 7 | \$3,531.50 |
| Furniture/Equipment (Risers, Stands, etc.) | 21 | \$13,608.55 |
| Music Accessories (cases, adapters, attachments, etc.) | 3 | \$41.58 |
| Percussion Instruments | 175 | \$17,680.88 |
| Sound Amplification (Microphones, Amplifiers, etc) | 1 | \$6,278.01 |
| String Instruments | 4 | \$6,705.00 |
| Woodwind Instruments | 27 | \$2,046.53 |
| School Totals: | 238 | \$49,892.05 |

| Margate Elementary School | Qty | Amount |
|--|------------|--------------------|
| Brass Instruments | 19 | \$9,669.77 |
| Furniture/Equipment (Risers, Stands, etc.) | 9 | \$4,259.41 |
| Music Accessories (cases, adapters, attachments, etc.) | 4 | \$185.70 |
| Percussion Instruments | 305 | \$20,850.31 |
| String Instruments | 29 | \$13,156.29 |
| Woodwind Instruments | 119 | \$1,805.24 |
| School Totals: | 485 | \$49,926.72 |

| Margate Middle School | Qty | Amount |
|--|-----|-------------|
| Brass Instruments | 41 | \$31,035.50 |
| Furniture/Equipment (Risers, Stands, etc.) | 188 | \$12,138.84 |
| Music Accessories (cases, adapters, attachments, etc.) | 10 | \$3,907.02 |
| Percussion Instruments | 19 | \$17,199.09 |
| Piano/Keyboard Instruments | 1 | \$599.99 |

Section 3: Music Equipment by Category

| Margate Middle School | Qty | Amount |
|--|-----|-------------|
| Sound Amplification (Microphones, Amplifiers, etc) | 5 | \$5,845.46 |
| String Instruments | 2 | \$799.98 |
| Woodwind Instruments | 62 | \$28,338.60 |
| School Totals: | 328 | \$99,864.48 |

| McArthur High School | Qty | Amount |
|--|-----|--------------|
| Brass Instruments | 52 | \$139,631.94 |
| Furniture/Equipment (Risers, Stands, etc.) | 45 | \$3,339.05 |
| Music Accessories (cases, adapters, attachments, etc.) | 104 | \$4,247.62 |
| Percussion Instruments | 125 | \$48,950.87 |
| Piano/Keyboard Instruments | 2 | \$2,899.99 |
| Sound Amplification (Microphones, Amplifiers, etc) | 12 | \$11,420.06 |
| String Instruments | 1 | \$499.99 |
| Woodwind Instruments | 41 | \$88,911.07 |
| School Totals: | 382 | \$299,900.59 |

| McNab Elementary School | Qty | Amount |
|--|-----|-------------|
| Furniture/Equipment (Risers, Stands, etc.) | 102 | \$17,089.01 |
| Music Accessories (cases, adapters, attachments, etc.) | 6 | \$3,364.36 |
| Percussion Instruments | 215 | \$18,898.96 |
| Piano/Keyboard Instruments | 2 | \$5,421.59 |
| Sound Amplification (Microphones, Amplifiers, etc) | 6 | \$1,919.49 |
| String Instruments | 54 | \$3,093.44 |
| Woodwind Instruments | 1 | \$213.15 |
| School Totals: | 386 | \$50,000.00 |

| McNicol Middle School | Qty | Amount |
|--|-----|-------------|
| Furniture/Equipment (Risers, Stands, etc.) | 1 | \$16,000.00 |
| Sound Amplification (Microphones, Amplifiers, etc) | 2 | \$81,000.00 |
| School Totals: | 3 | \$97,000.00 |

| Meadowbrook Elementary School | Qty | Amount |
|--|-----|-------------|
| Brass Instruments | 4 | \$1,702.50 |
| Furniture/Equipment (Risers, Stands, etc.) | 102 | \$11,350.92 |
| Music Accessories (cases, adapters, attachments, etc.) | 16 | \$2,424.76 |
| Percussion Instruments | 77 | \$3,102.42 |
| Piano/Keyboard Instruments | 25 | \$5,235.00 |
| Sound Amplification (Microphones, Amplifiers, etc) | 31 | \$11,563.37 |
| String Instruments | 46 | \$12,005.76 |
| Woodwind Instruments | 6 | \$1,472.23 |
| School Totals: | 307 | \$48,856.96 |

| Millennium 6-12 Collegiate Academy | Qty | Amount |
|--|-----|-------------|
| Brass Instruments | 56 | \$52,915.04 |
| Furniture/Equipment (Risers, Stands, etc.) | 2 | \$147.90 |
| Music Accessories (cases, adapters, attachments, etc.) | 3 | \$424.70 |
| Percussion Instruments | 3 | \$7,399.40 |

| Millennium 6-12 Collegiate Academy | Qty | Amount |
|--|-----|-------------|
| Sound Amplification (Microphones, Amplifiers, etc) | 1 | \$899.99 |
| Woodwind Instruments | 48 | \$37,981.60 |
| School Totals: | 113 | \$99,768.63 |

| Miramar Elementary School | Qty | Amount |
|--|-----|-------------|
| Brass Instruments | 14 | \$4,934.10 |
| Furniture/Equipment (Risers, Stands, etc.) | 32 | \$12,220.06 |
| Music Accessories (cases, adapters, attachments, etc.) | 1 | \$13.30 |
| Percussion Instruments | 111 | \$13,792.26 |
| Piano/Keyboard Instruments | 1 | \$549.45 |
| String Instruments | 60 | \$16,226.50 |
| Woodwind Instruments | 5 | \$2,263.50 |
| School Totals: | 224 | \$49,999.17 |

| Miramar High School | Qty | Amount |
|--|-----|--------------|
| Brass Instruments | 102 | \$154,533.65 |
| Furniture/Equipment (Risers, Stands, etc.) | 46 | \$20,342.11 |
| Music Accessories (cases, adapters, attachments, etc.) | 386 | \$6,345.54 |
| Percussion Instruments | 17 | \$7,489.71 |
| Piano/Keyboard Instruments | 4 | \$2,354.96 |
| Sound Amplification (Microphones, Amplifiers, etc) | 20 | \$2,549.96 |
| String Instruments | 2 | \$799.98 |
| Woodwind Instruments | 126 | \$99,959.34 |
| School Totals: | 703 | \$294,375.25 |

| Mirror Lake Elementary School | Qty | Amount |
|--|-----|-------------|
| Furniture/Equipment (Risers, Stands, etc.) | 63 | \$9,312.03 |
| Music Accessories (cases, adapters, attachments, etc.) | 20 | \$881.80 |
| Percussion Instruments | 251 | \$23,036.26 |
| Piano/Keyboard Instruments | 3 | \$1,018.20 |
| Sound Amplification (Microphones, Amplifiers, etc) | 4 | \$7,877.99 |
| String Instruments | 30 | \$6,068.48 |
| Woodwind Instruments | 301 | \$1,800.74 |
| School Totals: | 672 | \$49,995.50 |

| Monarch High School | Qty | Amount |
|--|-----|--------------|
| Brass Instruments | 45 | \$132,300.21 |
| Furniture/Equipment (Risers, Stands, etc.) | 14 | \$15,473.57 |
| Music Accessories (cases, adapters, attachments, etc.) | 9 | \$1,062.47 |
| Percussion Instruments | 37 | \$65,865.77 |
| Piano/Keyboard Instruments | 25 | \$5,374.50 |
| Sound Amplification (Microphones, Amplifiers, etc) | 7 | \$3,870.35 |
| Woodwind Instruments | 33 | \$76,050.32 |
| School Totals: | 170 | \$299,997.19 |

| New Renaissance Middle School | Qty | Amount |
|-------------------------------|-----|-------------|
| Brass Instruments | 38 | \$30,807.75 |

Section 3: Music Equipment by Category

| New Renaissance Middle School | Qty | Amount |
|--|-----|-------------|
| Furniture/Equipment (Risers, Stands, etc.) | 5 | \$649.00 |
| Music Accessories (cases, adapters, attachments, etc.) | 20 | \$777.43 |
| Percussion Instruments | 27 | \$13,421.44 |
| Piano/Keyboard Instruments | 2 | \$1,177.48 |
| Sound Amplification (Microphones, Amplifiers, etc) | 2 | \$749.98 |
| String Instruments | 1 | \$262.49 |
| Woodwind Instruments | 63 | \$52,153.26 |
| School Totals: | 158 | \$99,998.83 |

| New River Middle School | Qty | Amount |
|--|-----|-------------|
| Brass Instruments | 35 | \$57,225.30 |
| Furniture/Equipment (Risers, Stands, etc.) | 2 | \$72.94 |
| Piano/Keyboard Instruments | 1 | \$154.98 |
| Woodwind Instruments | 38 | \$42,533.47 |
| School Totals: | 76 | \$99,986.69 |

| Nob Hill Elementary School | Qty | Amount |
|--|-----|-------------|
| Brass Instruments | 14 | \$1,093.46 |
| Furniture/Equipment (Risers, Stands, etc.) | 18 | \$1,590.79 |
| Music Accessories (cases, adapters, attachments, etc.) | 11 | \$365.99 |
| Percussion Instruments | 126 | \$7,671.26 |
| Piano/Keyboard Instruments | 3 | \$25,603.80 |
| Sound Amplification (Microphones, Amplifiers, etc) | 3 | \$7,328.01 |
| String Instruments | 13 | \$5,061.18 |
| Woodwind Instruments | 9 | \$1,282.03 |
| School Totals: | 197 | \$49,996.52 |

| Norcrest Elementary School | Qty | Amount |
|--|-----|-------------|
| Brass Instruments | 15 | \$1,150.35 |
| Furniture/Equipment (Risers, Stands, etc.) | 80 | \$13,785.26 |
| Music Accessories (cases, adapters, attachments, etc.) | 4 | \$318.20 |
| Percussion Instruments | 669 | \$25,587.91 |
| Sound Amplification (Microphones, Amplifiers, etc) | 5 | \$8,078.01 |
| String Instruments | 15 | \$1,079.85 |
| School Totals: | 788 | \$49,999.58 |

| North Andrews Gardens Elementary School | Qty | Amount |
|--|-----|-------------|
| Brass Instruments | 14 | \$20,279.60 |
| Furniture/Equipment (Risers, Stands, etc.) | 5 | \$8,308.73 |
| Music Accessories (cases, adapters, attachments, etc.) | 47 | \$3,687.60 |
| Percussion Instruments | 3 | \$1,467.10 |
| Piano/Keyboard Instruments | 3 | \$1,799.97 |
| Sound Amplification (Microphones, Amplifiers, etc) | 1 | \$499.99 |
| String Instruments | 43 | \$4,650.00 |
| Woodwind Instruments | 10 | \$9,140.81 |
| School Totals: | 126 | \$49,833.80 |

| North Fork Elementary School | Qty | Amount |
|--|-----|-------------|
| Brass Instruments | 20 | \$1,533.80 |
| Furniture/Equipment (Risers, Stands, etc.) | 83 | \$7,795.11 |
| Percussion Instruments | 95 | \$13,021.15 |
| Piano/Keyboard Instruments | 11 | \$6,093.90 |
| Sound Amplification (Microphones, Amplifiers, etc) | 6 | \$2,099.99 |
| String Instruments | 40 | \$11,645.98 |
| Woodwind Instruments | 3 | \$1,192.50 |
| School Totals: | 258 | \$43,382.43 |

| North Lauderdale Elementary School | Qty | Amount |
|--|-----|-------------|
| Furniture/Equipment (Risers, Stands, etc.) | 53 | \$15,774.93 |
| Percussion Instruments | 47 | \$6,596.01 |
| Piano/Keyboard Instruments | 2 | \$25,344.45 |
| Sound Amplification (Microphones, Amplifiers, etc) | 5 | \$381.39 |
| String Instruments | 6 | \$1,902.50 |
| School Totals: | 113 | \$49,999.28 |

| North Side Elementary School | Qty | Amount |
|--|-----|-------------|
| Brass Instruments | 29 | \$5,351.50 |
| Furniture/Equipment (Risers, Stands, etc.) | 55 | \$6,456.87 |
| Music Accessories (cases, adapters, attachments, etc.) | 6 | \$477.30 |
| Percussion Instruments | 303 | \$15,787.67 |
| Piano/Keyboard Instruments | 3 | \$1,798.20 |
| Sound Amplification (Microphones, Amplifiers, etc) | 2 | \$6,778.00 |
| String Instruments | 50 | \$10,594.20 |
| Woodwind Instruments | 500 | \$2,395.00 |
| School Totals: | 948 | \$49,638.74 |

| Northeast High School | Qty | Amount |
|--|-----|--------------|
| Brass Instruments | 92 | \$168,114.50 |
| Furniture/Equipment (Risers, Stands, etc.) | 7 | \$1,688.34 |
| Music Accessories (cases, adapters, attachments, etc.) | 51 | \$1,514.03 |
| Percussion Instruments | 33 | \$27,289.87 |
| Sound Amplification (Microphones, Amplifiers, etc) | 2 | \$749.98 |
| String Instruments | 4 | \$3,694.98 |
| Woodwind Instruments | 85 | \$96,525.94 |
| School Totals: | 274 | \$299,577.64 |

| Nova Blanche Forman Elementary School | Qty | Amount |
|--|-----|-------------|
| Furniture/Equipment (Risers, Stands, etc.) | 40 | \$2,181.60 |
| Music Accessories (cases, adapters, attachments, etc.) | 30 | \$1,173.00 |
| Percussion Instruments | 64 | \$17,557.26 |
| Piano/Keyboard Instruments | 10 | \$9,096.79 |
| Sound Amplification (Microphones, Amplifiers, etc) | 2 | \$12,556.02 |
| String Instruments | 60 | \$5,071.50 |
| Woodwind Instruments | 149 | \$2,362.51 |
| School Totals: | 355 | \$49,998.68 |

Section 3: Music Equipment by Category

| Nova High School | Qty | Amount |
|--|------------|---------------------|
| Brass Instruments | 33 | \$80,912.20 |
| Furniture/Equipment (Risers, Stands, etc.) | 134 | \$34,095.36 |
| Music Accessories (cases, adapters, attachments, etc.) | 86 | \$11,472.78 |
| Percussion Instruments | 144 | \$51,338.01 |
| Piano/Keyboard Instruments | 43 | \$19,346.39 |
| Sound Amplification (Microphones, Amplifiers, etc) | 16 | \$12,096.00 |
| String Instruments | 1 | \$1,049.00 |
| Woodwind Instruments | 51 | \$85,761.54 |
| School Totals: | 508 | \$296,071.28 |

| Nova Middle School | Qty | Amount |
|------------------------|-----------|--------------------|
| Brass Instruments | 46 | \$71,915.13 |
| Percussion Instruments | 1 | \$138.70 |
| Woodwind Instruments | 21 | \$27,918.27 |
| School Totals: | 68 | \$99,972.10 |

| Oakland Park Elementary School | Qty | Amount |
|--|--------------|--------------------|
| Brass Instruments | 5 | \$3,087.00 |
| Furniture/Equipment (Risers, Stands, etc.) | 60 | \$5,564.11 |
| Music Accessories (cases, adapters, attachments, etc.) | 23 | \$740.37 |
| Percussion Instruments | 905 | \$27,948.13 |
| Piano/Keyboard Instruments | 16 | \$3,740.40 |
| Sound Amplification (Microphones, Amplifiers, etc) | 2 | \$750.00 |
| String Instruments | 27 | \$651.46 |
| Woodwind Instruments | 700 | \$3,353.00 |
| School Totals: | 1,738 | \$45,834.47 |

| Oakridge Elementary School | Qty | Amount |
|--|------------|--------------------|
| Furniture/Equipment (Risers, Stands, etc.) | 10 | \$5,269.39 |
| Percussion Instruments | 65 | \$5,815.36 |
| Piano/Keyboard Instruments | 1 | \$24,795.00 |
| Sound Amplification (Microphones, Amplifiers, etc) | 1 | \$6,278.01 |
| String Instruments | 57 | \$7,601.85 |
| Woodwind Instruments | 50 | \$239.50 |
| School Totals: | 184 | \$49,999.11 |

| Orange Brook Elementary School | Qty | Amount |
|--|------------|--------------------|
| Brass Instruments | 6 | \$1,456.56 |
| Furniture/Equipment (Risers, Stands, etc.) | 105 | \$7,358.82 |
| Music Accessories (cases, adapters, attachments, etc.) | 4 | \$185.70 |
| Percussion Instruments | 319 | \$22,601.94 |
| Piano/Keyboard Instruments | 11 | \$2,643.45 |
| Sound Amplification (Microphones, Amplifiers, etc) | 8 | \$7,734.41 |
| String Instruments | 18 | \$6,786.94 |
| Woodwind Instruments | 164 | \$1,218.36 |
| School Totals: | 635 | \$49,986.18 |

| Palm Cove Elementary School | Qty | Amount |
|--|------------|--------------------|
| Furniture/Equipment (Risers, Stands, etc.) | 14 | \$798.16 |
| Percussion Instruments | 21 | \$5,584.46 |
| Piano/Keyboard Instruments | 2 | \$25,004.40 |
| Sound Amplification (Microphones, Amplifiers, etc) | 1 | \$375.00 |
| String Instruments | 50 | \$16,408.50 |
| Woodwind Instruments | 220 | \$1,565.36 |
| School Totals: | 308 | \$49,735.88 |

| Panther Run Elementary School | Qty | Amount |
|--|------------|--------------------|
| Brass Instruments | 41 | \$10,277.89 |
| Furniture/Equipment (Risers, Stands, etc.) | 9 | \$1,791.89 |
| Music Accessories (cases, adapters, attachments, etc.) | 1 | \$509.00 |
| Percussion Instruments | 128 | \$7,872.17 |
| Sound Amplification (Microphones, Amplifiers, etc) | 4 | \$13,756.02 |
| String Instruments | 61 | \$15,393.48 |
| Woodwind Instruments | 28 | \$399.48 |
| School Totals: | 272 | \$49,999.93 |

| Park Lakes Elementary School | Qty | Amount |
|--|------------|--------------------|
| Brass Instruments | 15 | \$1,150.35 |
| Furniture/Equipment (Risers, Stands, etc.) | 34 | \$2,313.06 |
| Music Accessories (cases, adapters, attachments, etc.) | 9 | \$326.10 |
| Percussion Instruments | 116 | \$7,379.77 |
| Piano/Keyboard Instruments | 1 | \$24,795.00 |
| Sound Amplification (Microphones, Amplifiers, etc) | 4 | \$7,603.00 |
| String Instruments | 30 | \$6,324.63 |
| School Totals: | 209 | \$49,891.91 |

| Park Ridge Elementary School | Qty | Amount |
|--|------------|--------------------|
| Furniture/Equipment (Risers, Stands, etc.) | 80 | \$16,584.97 |
| Music Accessories (cases, adapters, attachments, etc.) | 23 | \$4,891.00 |
| Percussion Instruments | 58 | \$10,914.01 |
| Piano/Keyboard Instruments | 2 | \$1,138.00 |
| Sound Amplification (Microphones, Amplifiers, etc) | 36 | \$11,244.99 |
| String Instruments | 2 | \$3,352.50 |
| Woodwind Instruments | 103 | \$1,692.50 |
| School Totals: | 304 | \$49,817.97 |

| Park Springs Elementary School | Qty | Amount |
|--|-----|-------------|
| Brass Instruments | 7 | \$2,380.40 |
| Furniture/Equipment (Risers, Stands, etc.) | 65 | \$7,050.33 |
| Music Accessories (cases, adapters, attachments, etc.) | 11 | \$207.48 |
| Percussion Instruments | 161 | \$12,242.38 |
| Piano/Keyboard Instruments | 2 | \$1,098.90 |
| Sound Amplification (Microphones, Amplifiers, etc) | 8 | \$7,566.00 |
| String Instruments | 65 | \$8,470.64 |

Section 3: Music Equipment by Category

| Park Springs Elementary School | Qty | Amount |
|--------------------------------|-----|-------------|
| Woodwind Instruments | 104 | \$1,332.07 |
| School Totals: | 423 | \$40,348.20 |

| Park Trails Elementary School | Qty | Amount |
|--|-----|-------------|
| Furniture/Equipment (Risers, Stands, etc.) | 21 | \$4,304.00 |
| Music Accessories (cases, adapters, attachments, etc.) | 33 | \$4,227.00 |
| Percussion Instruments | 55 | \$5,697.79 |
| Sound Amplification (Microphones, Amplifiers, etc) | 60 | \$31,536.00 |
| String Instruments | 14 | \$3,144.68 |
| Woodwind Instruments | 184 | \$1,089.72 |
| School Totals: | 367 | \$49,999.19 |

| Parkside Elementary School | Qty | Amount |
|--|-----|-------------|
| Brass Instruments | 12 | \$6,690.78 |
| Furniture/Equipment (Risers, Stands, etc.) | 3 | \$2,216.60 |
| Percussion Instruments | 78 | \$17,654.69 |
| Piano/Keyboard Instruments | 1 | \$599.40 |
| Sound Amplification (Microphones, Amplifiers, etc) | 1 | \$375.00 |
| String Instruments | 41 | \$21,920.22 |
| Woodwind Instruments | 1 | \$535.50 |
| School Totals: | 137 | \$49,992.19 |

| Parkway Middle School | Qty | Amount |
|--|-----|------------|
| Music Accessories (cases, adapters, attachments, etc.) | 13 | \$174.00 |
| Percussion Instruments | 10 | \$40.00 |
| String Instruments | 27 | \$4,784.00 |
| School Totals: | 50 | \$4,998.00 |

| Pembroke Lakes Elementary School | Qty | Amount |
|--|-----|-------------|
| Brass Instruments | 3 | \$1,741.50 |
| Furniture/Equipment (Risers, Stands, etc.) | 75 | \$9,366.42 |
| Music Accessories (cases, adapters, attachments, etc.) | 3 | \$173.93 |
| Percussion Instruments | 99 | \$9,008.28 |
| Piano/Keyboard Instruments | 19 | \$11,371.98 |
| Sound Amplification (Microphones, Amplifiers, etc) | 4 | \$7,603.00 |
| String Instruments | 35 | \$8,994.46 |
| Woodwind Instruments | 12 | \$1,697.60 |
| School Totals: | 250 | \$49,957.17 |

| Pembroke Pines Elementary School | Qty | Amount |
|--|-----|-------------|
| Brass Instruments | 5 | \$3,456.00 |
| Furniture/Equipment (Risers, Stands, etc.) | 57 | \$7,600.64 |
| Percussion Instruments | 92 | \$11,783.96 |
| Piano/Keyboard Instruments | 2 | \$25,394.99 |
| String Instruments | 1 | \$71.99 |
| Woodwind Instruments | 103 | \$1,691.50 |
| School Totals: | 260 | \$49,999.08 |

| Peters Elementary School | Qty | Amount |
|--------------------------|-----|------------|
| Brass Instruments | 2 | \$1,345.50 |

| Peters Elementary School | Qty | Amount |
|--|-----|-------------|
| Furniture/Equipment (Risers, Stands, etc.) | 5 | \$2,866.50 |
| Music Accessories (cases, adapters, attachments, etc.) | 3 | \$117.30 |
| Percussion Instruments | 7 | \$6,208.67 |
| Piano/Keyboard Instruments | 1 | \$24,795.00 |
| Sound Amplification (Microphones, Amplifiers, etc) | 3 | \$7,478.01 |
| String Instruments | 31 | \$4,638.60 |
| Woodwind Instruments | 336 | \$2,546.64 |
| School Totals: | 388 | \$49,996.22 |

| Pines Lakes Elementary School | Qty | Amount |
|--|-----|-------------|
| Brass Instruments | 9 | \$4,017.02 |
| Furniture/Equipment (Risers, Stands, etc.) | 29 | \$9,225.11 |
| Percussion Instruments | 86 | \$13,489.79 |
| Sound Amplification (Microphones, Amplifiers, etc) | 1 | \$6,278.01 |
| String Instruments | 57 | \$16,382.24 |
| Woodwind Instruments | 63 | \$576.47 |
| School Totals: | 245 | \$49,968.64 |

| Pines Middle School | Qty | Amount |
|--|-----|-------------|
| Brass Instruments | 57 | \$51,439.08 |
| Percussion Instruments | 5 | \$5,007.50 |
| Sound Amplification (Microphones, Amplifiers, etc) | 2 | \$649.98 |
| Woodwind Instruments | 87 | \$42,901.27 |
| School Totals: | 151 | \$99,997.83 |

| Pinewood Elementary School | Qty | Amount |
|--|-----|-------------|
| Furniture/Equipment (Risers, Stands, etc.) | 66 | \$15,976.86 |
| Music Accessories (cases, adapters, attachments, etc.) | 2 | \$26.60 |
| Percussion Instruments | 122 | \$18,723.05 |
| Piano/Keyboard Instruments | 2 | \$7,421.00 |
| Sound Amplification (Microphones, Amplifiers, etc) | 2 | \$6,653.01 |
| Woodwind Instruments | 3 | \$1,192.50 |
| School Totals: | 197 | \$49,993.02 |

| Pioneer Middle School | Qty | Amount |
|------------------------|-----|-------------|
| Brass Instruments | 17 | \$31,429.36 |
| Percussion Instruments | 3 | \$8,489.44 |
| Woodwind Instruments | 39 | \$59,980.20 |
| School Totals: | 59 | \$99,899.00 |

| Piper High School | Qty | Amount |
|--|-----|--------------|
| Brass Instruments | 65 | \$177,309.55 |
| Furniture/Equipment (Risers, Stands, etc.) | 18 | \$4,361.96 |
| Music Accessories (cases, adapters, attachments, etc.) | 48 | \$2,519.23 |
| Percussion Instruments | 31 | \$31,563.00 |
| Piano/Keyboard Instruments | 11 | \$3,103.87 |
| Sound Amplification (Microphones, Amplifiers, etc) | 19 | \$5,353.31 |
| String Instruments | 2 | \$799.98 |

Section 3: Music Equipment by Category

| Piper High School | Qty | Amount |
|-----------------------|-----|--------------|
| Woodwind Instruments | 51 | \$74,879.95 |
| School Totals: | 245 | \$299,890.85 |

| Plantation Elementary School | Qty | Amount |
|--|-----|-------------|
| Brass Instruments | 2 | \$485.52 |
| Furniture/Equipment (Risers, Stands, etc.) | 123 | \$14,572.49 |
| Music Accessories (cases, adapters, attachments, etc.) | 9 | \$190.03 |
| Percussion Instruments | 142 | \$9,855.74 |
| Piano/Keyboard Instruments | 15 | \$3,871.05 |
| Sound Amplification (Microphones, Amplifiers, etc) | 5 | \$8,327.99 |
| String Instruments | 38 | \$12,071.95 |
| Woodwind Instruments | 81 | \$623.69 |
| School Totals: | 415 | \$49,998.46 |

| Plantation High School | Qty | Amount |
|--|-----|--------------|
| Brass Instruments | 56 | \$99,600.50 |
| Furniture/Equipment (Risers, Stands, etc.) | 100 | \$24,520.26 |
| Music Accessories (cases, adapters, attachments, etc.) | 44 | \$3,031.87 |
| Percussion Instruments | 59 | \$62,155.40 |
| Piano/Keyboard Instruments | 3 | \$5,590.00 |
| Sound Amplification (Microphones, Amplifiers, etc) | 32 | \$16,403.00 |
| Woodwind Instruments | 67 | \$88,698.95 |
| School Totals: | 361 | \$299,999.98 |

| Plantation Middle School | Qty | Amount |
|--|-----|-------------|
| Brass Instruments | 48 | \$51,603.75 |
| Music Accessories (cases, adapters, attachments, etc.) | 15 | \$645.41 |
| Percussion Instruments | 19 | \$14,869.06 |
| Woodwind Instruments | 47 | \$31,936.58 |
| School Totals: | 129 | \$99,054.80 |

| Plantation Park Elementary School | Qty | Amount |
|--|-----|-------------|
| Brass Instruments | 12 | \$1,689.10 |
| Furniture/Equipment (Risers, Stands, etc.) | 19 | \$2,345.79 |
| Music Accessories (cases, adapters, attachments, etc.) | 2 | \$107.99 |
| Percussion Instruments | 345 | \$25,219.12 |
| Piano/Keyboard Instruments | 1 | \$599.99 |
| Sound Amplification (Microphones, Amplifiers, etc) | 5 | \$8,327.99 |
| String Instruments | 45 | \$8,962.40 |
| Woodwind Instruments | 216 | \$2,568.84 |
| School Totals: | 645 | \$49,821.22 |

| Pompano Beach Elementary School | Qty | Amount |
|--|-----|-------------|
| Brass Instruments | 2 | \$485.52 |
| Furniture/Equipment (Risers, Stands, etc.) | 12 | \$1,675.49 |
| Music Accessories (cases, adapters, attachments, etc.) | 5 | \$920.40 |
| Percussion Instruments | 194 | \$22,567.22 |
| Piano/Keyboard Instruments | 4 | \$14,742.10 |

| Pompano Beach Elementary School | Qty | Amount |
|--|-----|-------------|
| Sound Amplification (Microphones, Amplifiers, etc) | 1 | \$375.00 |
| String Instruments | 26 | \$7,948.19 |
| Woodwind Instruments | 134 | \$942.80 |
| School Totals: | 378 | \$49,656.72 |

| Pompano Beach High School | Qty | Amount |
|--|-----|--------------|
| Brass Instruments | 71 | \$101,905.17 |
| Furniture/Equipment (Risers, Stands, etc.) | 293 | \$22,142.80 |
| Music Accessories (cases, adapters, attachments, etc.) | 115 | \$7,913.52 |
| Percussion Instruments | 113 | \$53,552.10 |
| Piano/Keyboard Instruments | 2 | \$4,181.20 |
| Sound Amplification (Microphones, Amplifiers, etc) | 6 | \$2,176.95 |
| String Instruments | 136 | \$26,167.62 |
| Woodwind Instruments | 48 | \$81,953.14 |
| School Totals: | 784 | \$299,992.50 |

| Quiet Waters Elementary School | Qty | Amount |
|--|-----|-------------|
| Brass Instruments | 2 | \$485.52 |
| Furniture/Equipment (Risers, Stands, etc.) | 101 | \$10,874.49 |
| Music Accessories (cases, adapters, attachments, etc.) | 4 | \$683.12 |
| Percussion Instruments | 212 | \$18,827.42 |
| Piano/Keyboard Instruments | 1 | \$549.45 |
| Sound Amplification (Microphones, Amplifiers, etc) | 5 | \$7,827.00 |
| String Instruments | 31 | \$2,406.20 |
| Woodwind Instruments | 250 | \$1,197.50 |
| School Totals: | 606 | \$42,850.70 |

| Ramblewood Elementary School | Qty | Amount |
|--|-----|-------------|
| Brass Instruments | 11 | \$4,482.03 |
| Furniture/Equipment (Risers, Stands, etc.) | 84 | \$7,151.91 |
| Percussion Instruments | 176 | \$15,569.45 |
| Sound Amplification (Microphones, Amplifiers, etc) | 1 | \$6,278.01 |
| String Instruments | 72 | \$14,790.05 |
| Woodwind Instruments | 4 | \$1,728.00 |
| School Totals: | 348 | \$49,999.45 |

| Ramblewood Middle School | Qty | Amount |
|--------------------------|-----|-------------|
| Brass Instruments | 16 | \$37,856.08 |
| Percussion Instruments | 2 | \$11,059.80 |
| Woodwind Instruments | 16 | \$51,077.22 |
| School Totals: | 34 | \$99,993.10 |

| Riverview Elementary School | Qty | Amount |
|--|-----|-------------|
| Brass Instruments | 1 | \$242.76 |
| Furniture/Equipment (Risers, Stands, etc.) | 76 | \$9,500.37 |
| Music Accessories (cases, adapters, attachments, etc.) | 25 | \$955.50 |
| Percussion Instruments | 238 | \$10,011.48 |
| Piano/Keyboard Instruments | 2 | \$1,199.98 |

Section 3: Music Equipment by Category

| Riverglades Elementary School | Qty | Amount |
|--|-----|-------------|
| Sound Amplification (Microphones, Amplifiers, etc) | 4 | \$7,828.00 |
| String Instruments | 90 | \$19,931.95 |
| Woodwind Instruments | 1 | \$328.50 |
| School Totals: | 437 | \$49,998.54 |

| Riverland Elementary School | Qty | Amount |
|--|-------|-------------|
| Brass Instruments | 1 | \$76.69 |
| Furniture/Equipment (Risers, Stands, etc.) | 88 | \$5,551.98 |
| Music Accessories (cases, adapters, attachments, etc.) | 6 | \$370.92 |
| Percussion Instruments | 273 | \$12,035.17 |
| Piano/Keyboard Instruments | 2 | \$1,148.85 |
| Sound Amplification (Microphones, Amplifiers, etc) | 4 | \$13,281.01 |
| String Instruments | 41 | \$12,759.91 |
| Woodwind Instruments | 802 | \$4,665.08 |
| School Totals: | 1,217 | \$49,889.61 |

| Riverside Elementary School | Qty | Amount |
|--|-----|-------------|
| Brass Instruments | 4 | \$889.00 |
| Furniture/Equipment (Risers, Stands, etc.) | 24 | \$2,627.41 |
| Percussion Instruments | 98 | \$10,696.55 |
| Piano/Keyboard Instruments | 2 | \$25,394.40 |
| Sound Amplification (Microphones, Amplifiers, etc) | 3 | \$7,277.99 |
| String Instruments | 30 | \$2,159.70 |
| Woodwind Instruments | 56 | \$954.20 |
| School Totals: | 217 | \$49,999.25 |

| Royal Palm Elementary School | Qty | Amount |
|--|-----|-------------|
| Brass Instruments | 20 | \$1,533.80 |
| Furniture/Equipment (Risers, Stands, etc.) | 83 | \$7,795.11 |
| Percussion Instruments | 96 | \$11,576.95 |
| Piano/Keyboard Instruments | 11 | \$6,093.90 |
| Sound Amplification (Microphones, Amplifiers, etc) | 6 | \$8,578.00 |
| String Instruments | 40 | \$11,645.98 |
| Woodwind Instruments | 3 | \$1,192.50 |
| School Totals: | 259 | \$48,416.24 |

| Sanders Park Elementary School | Qty | Amount |
|--|-----|-------------|
| Furniture/Equipment (Risers, Stands, etc.) | 15 | \$4,737.00 |
| Percussion Instruments | 2 | \$1,632.00 |
| Piano/Keyboard Instruments | 2 | \$25,394.40 |
| Sound Amplification (Microphones, Amplifiers, etc) | 8 | \$15,656.00 |
| String Instruments | 8 | \$2,545.96 |
| Woodwind Instruments | 2 | \$28.74 |
| School Totals: | 37 | \$49,994.10 |

| Sandpiper Elementary School | Qty | Amount |
|--|-----|------------|
| Brass Instruments | 3 | \$1,741.50 |
| Furniture/Equipment (Risers, Stands, etc.) | 63 | \$8,837.86 |

| Sandpiper Elementary School | Qty | Amount |
|--|-----|-------------|
| Music Accessories (cases, adapters, attachments, etc.) | 1 | \$14.14 |
| Percussion Instruments | 178 | \$13,297.16 |
| Piano/Keyboard Instruments | 5 | \$2,797.79 |
| Sound Amplification (Microphones, Amplifiers, etc) | 5 | \$8,152.98 |
| String Instruments | 8 | \$13,410.00 |
| Woodwind Instruments | 3 | \$1,192.50 |
| School Totals: | 266 | \$49,443.93 |

| Sawgrass Elementary School | Qty | Amount |
|--|-----|-------------|
| Brass Instruments | 2 | \$1,345.50 |
| Furniture/Equipment (Risers, Stands, etc.) | 8 | \$2,337.90 |
| Music Accessories (cases, adapters, attachments, etc.) | 8 | \$229.05 |
| Percussion Instruments | 81 | \$7,926.27 |
| Piano/Keyboard Instruments | 1 | \$24,795.00 |
| Sound Amplification (Microphones, Amplifiers, etc) | 1 | \$450.00 |
| String Instruments | 38 | \$12,202.29 |
| Woodwind Instruments | 143 | \$713.57 |
| School Totals: | 282 | \$49,999.58 |

| Sawgrass Springs Middle School | Qty | Amount |
|--|-----|-------------|
| Brass Instruments | 15 | \$48,204.86 |
| Furniture/Equipment (Risers, Stands, etc.) | 69 | \$5,715.87 |
| Music Accessories (cases, adapters, attachments, etc.) | 1 | \$96.95 |
| String Instruments | 42 | \$18,583.50 |
| Woodwind Instruments | 8 | \$27,393.83 |
| School Totals: | 135 | \$99,995.01 |

| Sea Castle Elementary School | Qty | Amount |
|--|-----|-------------|
| Brass Instruments | 5 | \$2,555.00 |
| Furniture/Equipment (Risers, Stands, etc.) | 9 | \$373.29 |
| Music Accessories (cases, adapters, attachments, etc.) | 3 | \$132.27 |
| Percussion Instruments | 80 | \$11,375.34 |
| Piano/Keyboard Instruments | 1 | \$24,795.00 |
| Sound Amplification (Microphones, Amplifiers, etc) | 6 | \$6,809.40 |
| String Instruments | 30 | \$3,634.80 |
| School Totals: | 134 | \$49,675.10 |

| Seminole Middle School | Qty | Amount |
|--|-----|-------------|
| Brass Instruments | 38 | \$65,815.88 |
| Music Accessories (cases, adapters, attachments, etc.) | 4 | \$232.40 |
| Woodwind Instruments | 15 | \$33,941.52 |
| School Totals: | 57 | \$99,989.80 |

| Sheridan Hills Elementary School | Qty | Amount |
|--|-----|-------------|
| Furniture/Equipment (Risers, Stands, etc.) | 58 | \$6,451.34 |
| Music Accessories (cases, adapters, attachments, etc.) | 1 | \$44.09 |
| Percussion Instruments | 203 | \$12,387.19 |

Section 3: Music Equipment by Category

| Sheridan Hills Elementary School | Qty | Amount |
|--|-----|-------------|
| Piano/Keyboard Instruments | 2 | \$7,421.00 |
| Sound Amplification (Microphones, Amplifiers, etc) | 1 | \$6,278.01 |
| String Instruments | 66 | \$14,971.37 |
| Woodwind Instruments | 38 | \$2,445.90 |
| School Totals: | 369 | \$49,998.90 |

| Sheridan Park Elementary School | Qty | Amount |
|--|-----|-------------|
| Brass Instruments | 8 | \$5,382.00 |
| Furniture/Equipment (Risers, Stands, etc.) | 97 | \$8,474.12 |
| Music Accessories (cases, adapters, attachments, etc.) | 2 | \$28.28 |
| Percussion Instruments | 197 | \$19,593.20 |
| Piano/Keyboard Instruments | 1 | \$549.45 |
| Sound Amplification (Microphones, Amplifiers, etc) | 4 | \$7,828.00 |
| String Instruments | 54 | \$6,062.79 |
| Woodwind Instruments | 61 | \$2,079.26 |
| School Totals: | 424 | \$49,997.10 |

| Silver Lakes Elementary School | Qty | Amount |
|--|-----|-------------|
| Brass Instruments | 40 | \$3,867.15 |
| Furniture/Equipment (Risers, Stands, etc.) | 34 | \$6,986.22 |
| Music Accessories (cases, adapters, attachments, etc.) | 4 | \$447.00 |
| Percussion Instruments | 229 | \$18,838.30 |
| Sound Amplification (Microphones, Amplifiers, etc) | 21 | \$13,596.85 |
| String Instruments | 5 | \$3,056.37 |
| Woodwind Instruments | 302 | \$2,605.23 |
| School Totals: | 635 | \$49,397.12 |

| Silver Lakes Middle School | Qty | Amount |
|--|-----|-------------|
| Brass Instruments | 40 | \$46,078.02 |
| Furniture/Equipment (Risers, Stands, etc.) | 1 | \$38.95 |
| Percussion Instruments | 21 | \$17,691.24 |
| Piano/Keyboard Instruments | 1 | \$577.49 |
| Sound Amplification (Microphones, Amplifiers, etc) | 1 | \$899.99 |
| Woodwind Instruments | 58 | \$34,576.63 |
| School Totals: | 122 | \$99,862.32 |

| Silver Palms Elementary School | Qty | Amount |
|--|-----|-------------|
| Brass Instruments | 1 | \$580.50 |
| Furniture/Equipment (Risers, Stands, etc.) | 38 | \$7,538.65 |
| Percussion Instruments | 105 | \$8,133.79 |
| Piano/Keyboard Instruments | 1 | \$24,795.00 |
| Sound Amplification (Microphones, Amplifiers, etc) | 6 | \$6,909.41 |
| String Instruments | 6 | \$1,504.57 |
| Woodwind Instruments | 45 | \$537.91 |
| School Totals: | 202 | \$49,999.83 |

| Silver Ridge Elementary School | Qty | Amount |
|--------------------------------|-----|------------|
| Brass Instruments | 2 | \$1,007.76 |

| Silver Ridge Elementary School | Qty | Amount |
|--|-----|-------------|
| Furniture/Equipment (Risers, Stands, etc.) | 124 | \$20,493.60 |
| Music Accessories (cases, adapters, attachments, etc.) | 2 | \$28.28 |
| Percussion Instruments | 153 | \$15,882.92 |
| Piano/Keyboard Instruments | 2 | \$1,098.90 |
| Sound Amplification (Microphones, Amplifiers, etc) | 2 | \$724.99 |
| String Instruments | 24 | \$8,984.38 |
| Woodwind Instruments | 58 | \$1,778.31 |
| School Totals: | 367 | \$49,999.14 |

| Silver Shores Elementary School | Qty | Amount |
|--|-----|-------------|
| Brass Instruments | 3 | \$1,524.00 |
| Furniture/Equipment (Risers, Stands, etc.) | 40 | \$3,034.90 |
| Music Accessories (cases, adapters, attachments, etc.) | 7 | \$164.39 |
| Percussion Instruments | 51 | \$8,685.84 |
| Piano/Keyboard Instruments | 1 | \$24,795.00 |
| Sound Amplification (Microphones, Amplifiers, etc) | 1 | \$6,278.01 |
| String Instruments | 27 | \$3,347.49 |
| Woodwind Instruments | 25 | \$2,132.28 |
| School Totals: | 155 | \$49,961.91 |

| Silver Trail Middle School | Qty | Amount |
|--|-----|-------------|
| Brass Instruments | 26 | \$46,823.30 |
| Furniture/Equipment (Risers, Stands, etc.) | 6 | \$603.83 |
| Percussion Instruments | 24 | \$6,613.01 |
| Piano/Keyboard Instruments | 2 | \$1,177.48 |
| Sound Amplification (Microphones, Amplifiers, etc) | 3 | \$1,049.97 |
| String Instruments | 2 | \$3,862.00 |
| Woodwind Instruments | 20 | \$39,869.46 |
| School Totals: | 83 | \$99,999.05 |

| South Plantation High School | Qty | Amount |
|--|-----|--------------|
| Brass Instruments | 51 | \$143,832.14 |
| Furniture/Equipment (Risers, Stands, etc.) | 16 | \$4,867.16 |
| Music Accessories (cases, adapters, attachments, etc.) | 25 | \$1,514.80 |
| Percussion Instruments | 40 | \$37,075.65 |
| Piano/Keyboard Instruments | 2 | \$1,177.48 |
| Sound Amplification (Microphones, Amplifiers, etc) | 5 | \$1,649.95 |
| String Instruments | 6 | \$5,461.96 |
| Woodwind Instruments | 57 | \$104,412.16 |
| School Totals: | 202 | \$299,991.30 |

| Stephen Foster Elementary School | Qty | Amount |
|--|-----|-------------|
| Brass Instruments | 4 | \$1,497.50 |
| Furniture/Equipment (Risers, Stands, etc.) | 78 | \$15,834.98 |
| Music Accessories (cases, adapters, attachments, etc.) | 2 | \$56.88 |
| Percussion Instruments | 236 | \$20,549.32 |
| Piano/Keyboard Instruments | 1 | \$0.00 |

Section 3: Music Equipment by Category

| Stephen Foster Elementary School | Qty | Amount |
|----------------------------------|-----|-------------|
| String Instruments | 52 | \$9,762.20 |
| Woodwind Instruments | 26 | \$1,745.02 |
| School Totals: | 399 | \$49,445.90 |

| Stirling Elementary School | Qty | Amount |
|--|-----|-------------|
| Brass Instruments | 13 | \$5,765.45 |
| Furniture/Equipment (Risers, Stands, etc.) | 100 | \$15,892.24 |
| Music Accessories (cases, adapters, attachments, etc.) | 1 | \$44.09 |
| Percussion Instruments | 278 | \$21,900.56 |
| Piano/Keyboard Instruments | 1 | \$549.45 |
| String Instruments | 4 | \$3,813.89 |
| Woodwind Instruments | 108 | \$2,034.05 |
| School Totals: | 505 | \$49,999.73 |

| Stoneman Douglas High School | Qty | Amount |
|--|-----|--------------|
| Brass Instruments | 28 | \$97,033.35 |
| Furniture/Equipment (Risers, Stands, etc.) | 2 | \$2,876.30 |
| Music Accessories (cases, adapters, attachments, etc.) | 48 | \$6,851.74 |
| Percussion Instruments | 28 | \$43,672.25 |
| Piano/Keyboard Instruments | 1 | \$995.00 |
| Sound Amplification (Microphones, Amplifiers, etc) | 9 | \$8,289.92 |
| String Instruments | 105 | \$48,362.53 |
| Woodwind Instruments | 18 | \$91,919.11 |
| School Totals: | 239 | \$300,000.20 |

| Stranahan High School | Qty | Amount |
|--|-----|-------------|
| Brass Instruments | 35 | \$50,689.74 |
| Furniture/Equipment (Risers, Stands, etc.) | 4 | \$173.00 |
| Music Accessories (cases, adapters, attachments, etc.) | 148 | \$8,264.84 |
| Percussion Instruments | 25 | \$4,386.24 |
| Piano/Keyboard Instruments | 3 | \$75.00 |
| Sound Amplification (Microphones, Amplifiers, etc) | 16 | \$3,118.00 |
| String Instruments | 1 | \$155.52 |
| Woodwind Instruments | 39 | \$26,861.55 |
| School Totals: | 271 | \$93,723.89 |

| Sunland Park Academy | Qty | Amount |
|--|-----|-------------|
| Furniture/Equipment (Risers, Stands, etc.) | 8 | \$2,936.61 |
| Percussion Instruments | 311 | \$20,473.85 |
| Piano/Keyboard Instruments | 1 | \$6,821.60 |
| Sound Amplification (Microphones, Amplifiers, etc) | 2 | \$6,728.01 |
| String Instruments | 48 | \$10,399.03 |
| Woodwind Instruments | 166 | \$2,640.41 |
| School Totals: | 536 | \$49,999.51 |

| Sunrise Middle School | Qty | Amount |
|--|-----|-------------|
| Brass Instruments | 23 | \$49,312.40 |
| Furniture/Equipment (Risers, Stands, etc.) | 2 | \$798.00 |

| Sunrise Middle School | Qty | Amount |
|--|-----|-------------|
| Music Accessories (cases, adapters, attachments, etc.) | 1 | \$3,024.36 |
| Percussion Instruments | 1 | \$4,752.00 |
| Sound Amplification (Microphones, Amplifiers, etc) | 4 | \$1,849.96 |
| Woodwind Instruments | 25 | \$40,262.71 |
| School Totals: | 56 | \$99,999.43 |

| Sunset Lakes Elementary School | Qty | Amount |
|--|-----|-------------|
| Brass Instruments | 3 | \$666.75 |
| Furniture/Equipment (Risers, Stands, etc.) | 97 | \$7,385.89 |
| Music Accessories (cases, adapters, attachments, etc.) | 15 | \$586.50 |
| Percussion Instruments | 48 | \$12,668.94 |
| Sound Amplification (Microphones, Amplifiers, etc) | 2 | \$6,653.01 |
| String Instruments | 63 | \$22,037.90 |
| School Totals: | 228 | \$49,998.99 |

| Sunshine Elementary School | Qty | Amount |
|--|-----|-------------|
| Brass Instruments | 6 | \$2,863.50 |
| Furniture/Equipment (Risers, Stands, etc.) | 91 | \$13,948.94 |
| Music Accessories (cases, adapters, attachments, etc.) | 10 | \$141.40 |
| Percussion Instruments | 300 | \$7,637.71 |
| Piano/Keyboard Instruments | 5 | \$8,049.79 |
| Sound Amplification (Microphones, Amplifiers, etc) | 11 | \$14,053.10 |
| String Instruments | 17 | \$3,304.84 |
| School Totals: | 440 | \$49,999.28 |

| Tamarac Elementary School | Qty | Amount |
|--|-----|-------------|
| Brass Instruments | 2 | \$444.50 |
| Furniture/Equipment (Risers, Stands, etc.) | 76 | \$6,552.59 |
| Music Accessories (cases, adapters, attachments, etc.) | 39 | \$1,364.48 |
| Percussion Instruments | 169 | \$18,802.12 |
| Piano/Keyboard Instruments | 17 | \$4,239.90 |
| Sound Amplification (Microphones, Amplifiers, etc) | 16 | \$2,636.32 |
| String Instruments | 40 | \$14,765.89 |
| Woodwind Instruments | 3 | \$1,192.50 |
| School Totals: | 362 | \$49,998.30 |

| Taravella, J.P. High School | Qty | Amount |
|--|-----|--------------|
| Brass Instruments | 57 | \$169,837.27 |
| Furniture/Equipment (Risers, Stands, etc.) | 7 | \$3,071.05 |
| Music Accessories (cases, adapters, attachments, etc.) | 12 | \$1,866.24 |
| Percussion Instruments | 16 | \$14,095.00 |
| Piano/Keyboard Instruments | 5 | \$3,899.95 |
| Woodwind Instruments | 28 | \$107,229.54 |
| School Totals: | 125 | \$299,999.05 |

| Tedder Elementary School | Qty | Amount |
|--|-----|------------|
| Furniture/Equipment (Risers, Stands, etc.) | 52 | \$7,657.35 |

Section 3: Music Equipment by Category

| Tedder Elementary School | Qty | Amount |
|--|------------|--------------------|
| Music Accessories (cases, adapters, attachments, etc.) | 1 | \$79.55 |
| Percussion Instruments | 128 | \$12,916.24 |
| Piano/Keyboard Instruments | 1 | \$599.40 |
| Sound Amplification (Microphones, Amplifiers, etc) | 2 | \$6,778.00 |
| String Instruments | 71 | \$19,385.46 |
| Woodwind Instruments | 152 | \$2,583.03 |
| School Totals: | 407 | \$49,999.03 |

| Tequesta Trace Middle School | Qty | Amount |
|--|------------|--------------------|
| Brass Instruments | 28 | \$51,391.34 |
| Furniture/Equipment (Risers, Stands, etc.) | 5 | \$912.60 |
| Music Accessories (cases, adapters, attachments, etc.) | 97 | \$1,077.20 |
| Percussion Instruments | 8 | \$5,545.16 |
| String Instruments | 4 | \$2,876.49 |
| Woodwind Instruments | 19 | \$38,193.38 |
| School Totals: | 161 | \$99,996.17 |

| The Quest Center | Qty | Amount |
|--|------------|--------------------|
| Brass Instruments | 2 | \$153.38 |
| Furniture/Equipment (Risers, Stands, etc.) | 49 | \$4,590.68 |
| Music Accessories (cases, adapters, attachments, etc.) | 117 | \$8,501.52 |
| Percussion Instruments | 297 | \$8,528.72 |
| Piano/Keyboard Instruments | 5 | \$7,591.85 |
| Sound Amplification (Microphones, Amplifiers, etc) | 40 | \$16,520.92 |
| String Instruments | 6 | \$1,757.20 |
| Woodwind Instruments | 30 | \$693.30 |
| School Totals: | 546 | \$48,337.57 |

| Tradewinds Elementary School | Qty | Amount |
|--|------------|--------------------|
| Brass Instruments | 5 | \$1,887.20 |
| Furniture/Equipment (Risers, Stands, etc.) | 79 | \$11,807.74 |
| Music Accessories (cases, adapters, attachments, etc.) | 4 | \$58.69 |
| Percussion Instruments | 192 | \$16,415.56 |
| Piano/Keyboard Instruments | 1 | \$549.45 |
| Sound Amplification (Microphones, Amplifiers, etc) | 4 | \$7,010.85 |
| String Instruments | 22 | \$8,620.19 |
| Woodwind Instruments | 140 | \$2,930.50 |
| School Totals: | 447 | \$49,280.18 |

| Tropical Elementary School | Qty | Amount |
|--|------------|--------------------|
| Brass Instruments | 2 | \$1,345.50 |
| Furniture/Equipment (Risers, Stands, etc.) | 35 | \$10,855.45 |
| Music Accessories (cases, adapters, attachments, etc.) | 2 | \$72.59 |
| Percussion Instruments | 131 | \$4,971.93 |
| Piano/Keyboard Instruments | 4 | \$32,425.99 |
| Woodwind Instruments | 1 | \$328.50 |
| School Totals: | 175 | \$49,999.96 |

| Village Elementary School | Qty | Amount |
|--|------------|--------------------|
| Furniture/Equipment (Risers, Stands, etc.) | 25 | \$1,634.81 |
| Percussion Instruments | 95 | \$11,055.04 |
| Piano/Keyboard Instruments | 1 | \$24,795.00 |
| Sound Amplification (Microphones, Amplifiers, etc) | 1 | \$6,278.01 |
| String Instruments | 32 | \$6,073.94 |
| Woodwind Instruments | 34 | \$162.86 |
| School Totals: | 188 | \$49,999.66 |

| Walker Elementary School | Qty | Amount |
|--|-----------|--------------------|
| Brass Instruments | 23 | \$28,181.87 |
| Furniture/Equipment (Risers, Stands, etc.) | 5 | \$115.00 |
| Music Accessories (cases, adapters, attachments, etc.) | 35 | \$3,232.60 |
| Percussion Instruments | 7 | \$2,128.48 |
| Sound Amplification (Microphones, Amplifiers, etc) | 8 | \$5,510.00 |
| Woodwind Instruments | 8 | \$10,829.98 |
| School Totals: | 86 | \$49,997.93 |

| Welleby Elementary School | Qty | Amount |
|--|------------|--------------------|
| Brass Instruments | 10 | \$3,205.54 |
| Furniture/Equipment (Risers, Stands, etc.) | 21 | \$11,451.17 |
| Music Accessories (cases, adapters, attachments, etc.) | 9 | \$177.30 |
| Percussion Instruments | 170 | \$15,871.26 |
| Piano/Keyboard Instruments | 1 | \$549.45 |
| Sound Amplification (Microphones, Amplifiers, etc) | 8 | \$9,328.00 |
| String Instruments | 37 | \$7,377.30 |
| Woodwind Instruments | 4 | \$1,912.00 |
| School Totals: | 260 | \$49,872.02 |

| West Broward High School | Qty | Amount |
|--|------------|---------------------|
| Brass Instruments | 38 | \$105,979.55 |
| Furniture/Equipment (Risers, Stands, etc.) | 10 | \$3,356.16 |
| Music Accessories (cases, adapters, attachments, etc.) | 41 | \$7,682.07 |
| Percussion Instruments | 69 | \$79,535.79 |
| Piano/Keyboard Instruments | 10 | \$1,794.00 |
| Sound Amplification (Microphones, Amplifiers, etc) | 13 | \$10,614.16 |
| String Instruments | 24 | \$8,997.50 |
| Woodwind Instruments | 33 | \$82,014.40 |
| School Totals: | 238 | \$299,973.63 |

| West Hollywood Elementary School | Qty | Amount |
|--|-----|------------|
| Brass Instruments | 3 | \$2,110.50 |
| Furniture/Equipment (Risers, Stands, etc.) | 34 | \$5,971.24 |
| Music Accessories (cases, adapters, attachments, etc.) | 2 | \$159.10 |
| Percussion Instruments | 70 | \$9,696.00 |
| Piano/Keyboard Instruments | 1 | \$6,821.60 |
| Sound Amplification (Microphones, Amplifiers, etc) | 1 | \$6,278.01 |

Section 3: Music Equipment by Category

| West Hollywood Elementary School | Qty | Amount |
|----------------------------------|-----|-------------|
| String Instruments | 59 | \$17,762.76 |
| Woodwind Instruments | 3 | \$1,192.50 |
| School Totals: | 173 | \$49,991.71 |

| Westchester Elementary School | Qty | Amount |
|--|-----|-------------|
| Furniture/Equipment (Risers, Stands, etc.) | 1 | \$3,315.00 |
| Percussion Instruments | 43 | \$5,368.51 |
| Piano/Keyboard Instruments | 1 | \$24,795.00 |
| Sound Amplification (Microphones, Amplifiers, etc) | 1 | \$499.99 |
| String Instruments | 59 | \$15,952.92 |
| School Totals: | 105 | \$49,931.42 |

| Western High School | Qty | Amount |
|--|-----|--------------|
| Brass Instruments | 61 | \$170,907.06 |
| Furniture/Equipment (Risers, Stands, etc.) | 13 | \$3,801.59 |
| Music Accessories (cases, adapters, attachments, etc.) | 6 | \$67.18 |
| Percussion Instruments | 19 | \$24,173.55 |
| Piano/Keyboard Instruments | 2 | \$1,177.48 |
| Sound Amplification (Microphones, Amplifiers, etc) | 8 | \$5,611.70 |
| String Instruments | 2 | \$799.98 |
| Woodwind Instruments | 46 | \$92,304.57 |
| School Totals: | 157 | \$298,843.11 |

| Westglades Middle School | Qty | Amount |
|--|-----|-------------|
| Brass Instruments | 29 | \$77,358.42 |
| Music Accessories (cases, adapters, attachments, etc.) | 4 | \$93.00 |
| Percussion Instruments | 2 | \$2,188.90 |
| Piano/Keyboard Instruments | 1 | \$995.00 |
| String Instruments | 16 | \$6,630.00 |
| Woodwind Instruments | 4 | \$12,726.85 |
| School Totals: | 56 | \$99,992.17 |

| Westpine Middle School | Qty | Amount |
|--|-----|-------------|
| Brass Instruments | 34 | \$50,539.92 |
| Furniture/Equipment (Risers, Stands, etc.) | 2 | \$224.20 |
| Music Accessories (cases, adapters, attachments, etc.) | 3 | \$174.30 |
| Percussion Instruments | 4 | \$2,104.40 |
| Sound Amplification (Microphones, Amplifiers, etc) | 1 | \$349.99 |
| String Instruments | 1 | \$499.99 |
| Woodwind Instruments | 42 | \$46,098.13 |
| School Totals: | 87 | \$99,990.93 |

| Westwood Heights Elementary School | Qty | Amount |
|--|-----|-------------|
| Furniture/Equipment (Risers, Stands, etc.) | 88 | \$6,009.35 |
| Percussion Instruments | 171 | \$16,993.71 |
| Sound Amplification (Microphones, Amplifiers, etc) | 2 | \$12,556.02 |
| String Instruments | 52 | \$14,433.43 |
| School Totals: | 313 | \$49,992.51 |

| Whiddon-Rogers Education Center | Qty | Amount |
|--|-----|-------------|
| Piano/Keyboard Instruments | 16 | \$43,226.40 |
| Sound Amplification (Microphones, Amplifiers, etc) | 1 | \$6,773.00 |
| School Totals: | 17 | \$49,999.40 |

| Wilton Manors Elementary School | Qty | Amount |
|--|-----|-------------|
| Brass Instruments | 64 | \$6,923.40 |
| Furniture/Equipment (Risers, Stands, etc.) | 2 | \$122.38 |
| Music Accessories (cases, adapters, attachments, etc.) | 4 | \$176.36 |
| Percussion Instruments | 58 | \$8,578.66 |
| Piano/Keyboard Instruments | 40 | \$21,978.00 |
| Sound Amplification (Microphones, Amplifiers, etc) | 2 | \$750.00 |
| String Instruments | 62 | \$7,595.34 |
| Woodwind Instruments | 200 | \$998.00 |
| School Totals: | 432 | \$47,122.14 |

| Winston Park Elementary School | Qty | Amount |
|--|-----|-------------|
| Brass Instruments | 2 | \$1,345.50 |
| Furniture/Equipment (Risers, Stands, etc.) | 20 | \$2,836.58 |
| Music Accessories (cases, adapters, attachments, etc.) | 1 | \$14.14 |
| Percussion Instruments | 96 | \$3,105.77 |
| Piano/Keyboard Instruments | 4 | \$32,375.45 |
| Sound Amplification (Microphones, Amplifiers, etc) | 3 | \$7,127.99 |
| String Instruments | 16 | \$2,794.86 |
| Woodwind Instruments | 16 | \$399.00 |
| School Totals: | 158 | \$49,999.29 |

| Young, Virginia Shuman Elementary School | Qty | Amount |
|--|-----|-------------|
| Brass Instruments | 2 | \$1,345.50 |
| Furniture/Equipment (Risers, Stands, etc.) | 17 | \$3,695.43 |
| Music Accessories (cases, adapters, attachments, etc.) | 1 | \$14.14 |
| Percussion Instruments | 37 | \$9,323.43 |
| Piano/Keyboard Instruments | 1 | \$24,795.00 |
| Sound Amplification (Microphones, Amplifiers, etc) | 1 | \$6,278.01 |
| String Instruments | 2 | \$3,352.50 |
| Woodwind Instruments | 3 | \$1,192.50 |
| School Totals: | 64 | \$49,996.51 |

| Young, Walter C. Middle School | Qty | Amount |
|--|-----|-------------|
| Brass Instruments | 23 | \$18,754.74 |
| Furniture/Equipment (Risers, Stands, etc.) | 30 | \$44,935.28 |
| Music Accessories (cases, adapters, attachments, etc.) | 2 | \$193.90 |
| Percussion Instruments | 1 | \$780.00 |
| String Instruments | 38 | \$12,772.50 |
| Woodwind Instruments | 31 | \$22,556.34 |
| School Totals: | 125 | \$99,992.76 |

SMART Kilns Program - Applied Learning Department Quarter Ending March 31, 2018

Overview

Unlike the SMART Music and Technology Programs, the SMART Kiln Program is not assigned a yearly SMART schedule for ordering. The replacement of kilns happens on a case-by-case basis for each school site.

To ensure the SMART Kiln Program runs more effectively and efficiently, the Art Curriculum Supervisor is working in tandem with visual art teachers, school principals, the PPO (Physical Plant Operations) Department and the Procurement and Warehousing Department.

An improved ordering process has been accelerated through Applied Learning's inclusion of:

Additional art teacher surveys capturing data about kiln(s) performance at school sites.

- Gathering data reports via the Procurement and Warehousing Department and PPO Department documenting kiln(s) acquisition(s) date(s) indicating kiln(s) equipment age
- Communication with the District Warehouse expediting kiln removals via surplus declaration transfer forms
- Entering work orders for school sites containing kiln performance details gathered via the art teacher's kiln survey
- Communicating with the PPO Department Zone Supervisors regarding kiln deliveries and kiln installation request details at school sites

We anticipate that removing several tasks from school sites and District departments will expedite key steps in the SMART kiln program process.



1. Kiln at School Not Functioning
2. School Notifies Applied Learning (AL)
3. Applied Learning Verifies Art Program and Ceramics Trained Teacher at School.
4. *Applied Learning investigates kiln age and kiln performance via survey
5. *Applied Learning Places Work Order (Principal, AL, Office Manager)
6. PPO fills Work Order (2 - 4 weeks)

PPO Determines Kiln "Unsafe" or
"Beyond Economical Repair"

PPO Repairs Kiln

PPO Notifies Applied Learning

Applied Learning Orders New Kiln

New Kiln Delivered to Warehouse (2 - 3 weeks)

Warehouse and PPO Notify Applied Learning of Kiln Arrival

*Applied Learning notifies zone foremen of kiln deliver at site and requests installation

Warehouse Foreman Schedules Delivery to School in
Conjunction with PPO for Connection at School (2 - 4 weeks)

School Receives Delivery or Confirms with AL Budget
Support Specialist that Kiln has been Received

Kiln Can be Repaired.
PPO Repairs Kiln

(Total Time Frame for Process 3-4 months)

**New steps have been added for the Applied Learning Department to expedite and ensure efficiency in the kiln ordering and delivery process. These steps are aimed at reducing the work load on schools and other departments.*



**Art Equipment Kiln Program
Status as of 12/31/2017**

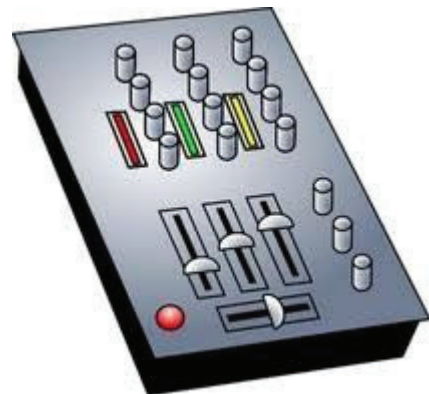
| Kiln Implementation | | |
|---------------------------------------|------------------------|------------------------|
| Location Name | Number of Kilns | Status |
| Bethune Elementary School | 2 | Ordered |
| Broadview Elementary School | 1 | Ordered |
| Cypress Bay High School | 2 | Ordered |
| Cypress Elementary School | 1 | Ordered |
| Gulfstream Academy | 1 | Ordered |
| Miramar High School | 2 | Ordered |
| Park Trails Elementary School | 1 | Ordered |
| Quiet Waters Elementary School | 1 | Ordered |
| Atlantic West Elementary School | 1 | Delivered to Warehouse |
| McArthur High School | 1 | Delivered to Warehouse |
| Pembroke Lakes Elementary School | 1 | Delivered to Warehouse |
| Plantation Elementary School | 1 | Delivered to Warehouse |
| Sunshine Elementary School | 1 | Delivered to Warehouse |
| Cooper City High School | 1 | Delivered to School |
| Coral Glades High School | 2 | Delivered to School |
| Coral Springs Elementary School | 1 | Delivered to School |
| Deerfield Beach Middle School | 2 | Delivered to School |
| Dillard Center for the Arts 6-12 | 1 | Delivered to School |
| Forest Glen Middle School | 1 | Delivered to School |
| Horizon Elementary School | 1 | Delivered to School |
| Lakeside Elementary School | 1 | Delivered to School |
| Maplewood Elementary School | 1 | Delivered to School |
| McNab Elementary School | 1 | Delivered to School |
| Monarch High School | 2 | Delivered to School |
| Nova Blanche Forman Elementary School | 1 | Delivered to School |
| Nova Middle School | 2 | Delivered to School |
| Park Springs Elementary School | 1 | Delivered to School |
| Parkway Middle School | 1 | Delivered to School |
| Plantation High School | 2 | Delivered to School |
| Pompano Beach High School | 2 | Delivered to School |
| Ramblewood Elementary School | 1 | Delivered to School |
| Rickards, James S. Middle School | 2 | Delivered to School |
| Riverglades Elementary School | 1 | Delivered to School |
| Sheridan Park Elementary School | 1 | Delivered to School |
| Silver Shores Elementary School | 1 | Delivered to School |
| Stephen Foster Elementary School | 1 | Delivered to School |
| Stirling Elementary School | 1 | Delivered to School |
| Stoneman Douglas High School | 1 | Delivered to School |
| Taravella, J.P. High School | 1 | Delivered to School |
| Whispering Pines Center | 1 | Delivered to School |
| Total | 50 | |

Theater Equipment - Applied Learning Department Quarter Ending March 31, 2018

Overview

We are very excited that our school theater departments have an opportunity upgrade or replace their current sound and stage lighting equipment. As with other areas of technology, theater technology has advanced with the times. These funds will be a catalyst to drive our students into the modern theater age. This project will help grow existing programs and invigorate our teachers to provide even more opportunities for our students. Schools will be encouraged to select modern equipment that will prepare not only the performers on stage for the contemporary theater, but also prepare the students engaged in our theater production courses. Through exposure to new theater technology, we are preparing all of our theater students for what they will encounter both at the university level and within the current workforce of theater technicians.

The allocation for theater funding over 5 years is 1.3 million. The disbursements to schools will follow the model employed for music equipment. On April 6, 2018 a memo was disseminated to all schools detailing eligibility and procedure for ordering equipment. The Department of Applied Learning anticipates that all orders for theater will be placed by the end of the quarter ending June 30, 2018.





Theater Equipment

Funding Allocations:

| Theater Programs Full and Part Time | | | |
|-------------------------------------|------------|-----------|-------------|
| School Name | Level | Full/Part | Allocation |
| Bethune | Elementary | Full | \$7,000 |
| North Andrews Gardens | Elementary | Full | \$7,000 |
| Walker | Elementary | Full | \$7,000 |
| Coral Springs | Middle | Part | \$7,000 |
| Sawgrass Springs | Middle | Part | \$7,000 |
| Silver Lakes | Middle | Part | \$7,000 |
| Falcon Cove | Middle | Full | \$14,000 |
| New Renaissance | Middle | Full | \$14,000 |
| Parkway | Middle | Full | \$14,000 |
| Ramblewood | Middle | Full | \$14,000 |
| Seminole | Middle | Full | \$14,000 |
| Tequesta Trace | Middle | Full | \$14,000 |
| Westglades | Middle | Full | \$14,000 |
| Cooper City | High | Part | \$14,000 |
| Deerfield Beach | High | Part | \$14,000 |
| Hollywood Hills | High | Part | \$14,000 |
| Pompano Beach | High | Part | \$14,000 |
| West Broward | High | Part | \$14,000 |
| Coral Glades | High | Full | \$42,000 |
| Coral Springs | High | Full | \$42,000 |
| Cypress Bay | High | Full | \$42,000 |
| Dillard | High | Full | \$42,000 |
| Everglades | High | Full | \$42,000 |
| Flanagan | High | Full | \$42,000 |
| Fort Lauderdale | High | Full | \$42,000 |
| Hallandale | High | Full | \$42,000 |
| McArthur | High | Full | \$42,000 |
| Miramar | High | Full | \$42,000 |
| Monarch | High | Full | \$42,000 |
| Nova | High | Full | \$42,000 |
| Piper | High | Full | \$42,000 |
| Plantation | High | Full | \$42,000 |
| South Broward | High | Full | \$42,000 |
| South Plantation | High | Full | \$42,000 |
| Stoneman Douglas | High | Full | \$42,000 |
| Taravella | High | Full | \$42,000 |
| Western | High | Full | \$42,000 |
| | | | \$1,008,000 |





Section 4

Athletics

Leslie Brown, Chief Portfolio Services Officer

ATHLETICS

The athletics program has hit the ground running this year! In Broward County Public Schools, 2018 is the year to get fit with brand new athletic equipment as part of the District's SMART weight room renovation initiative. **A total of 6 ribbon cuttings were held to celebrate the official opening of weight rooms at various high schools across the district.**




6
RIBBON CUTTINGS
WERE HELD

Weight Rooms:

The District launched a weight room initiative granting all 30 of the High Schools in the District new weight room equipment. Weight room improvements vary based on individual school needs. Improvements can include upgrades to paint, murals, structural repairs, equipment, baseboards/flooring, sound system, mirrors, lighting, electrical upgrades, amongst other improvements. During this quarter, **12 High Schools enjoyed the completion of weight room enhancements.** The remaining schools are currently in the implementation and design phase scheduled to receive complete weight room within the year.



17

SCHOOLS ARE IN DESIGN



1

SCHOOL IS IN
IMPLEMENTATION



12

SCHOOLS HAVE COMPLETED
WEIGHT ROOM UPGRADE



3

SCHOOLS ARE IN
IMPLEMENTATION



12

SCHOOLS HAVE COMPLETED
TRACK UPGRADES

Tracks:

The District is also working diligently towards the completion of track improvements at various middle and high schools. **A total of 12 tracks (3 Middle Schools and 9 High Schools) are completed as of March 31, 2018.** The remaining track projects are currently in implementation and scheduled to be completed by Q2 2018.

WEIGHT ROOM QUARTERLY STATUS

The following list of weight room projects are sorted by phase, and alphabetically by school name:

Completed



| SCHOOL | IMPLEMENTATION START DATE | COMPLETION DATE |
|--------------------------|---------------------------|-----------------|
| Blanche Ely High | 09/2017 | 01/2018 |
| Coconut Creek High | 11/2017 | 01/2018 |
| Charles W. Flanagan High | 01/2018 | 02/2018 |
| Cypress Bay High | 10/2017 | 11/2017 |
| Dillard 6-12 | 12/2017 | 01/2018 |
| Everglades High | 01/2018 | 01/2018 |
| Hollywood Hills High | 01/2018 | 02/2018 |
| Lauderhill 6-12 Magnet | 02/2018 | 03/2018 |
| Nova High | 10/2017 | 01/2018 |
| Piper High | 10/2017 | 01/2018 |
| South Broward High | 01/2018 | 02/2018 |
| Stranahan High | 10/2017 | 01/2018 |

*Quarters reflected above are based on calendar year.

Implementation



| SCHOOL | PROJECTED IMPLEMENTATION START DATE | PLANNED COMPLETION DATE |
|-----------------------|-------------------------------------|-------------------------|
| Boyd H. Anderson High | Q1 2018 | Q2 2018 |

Weight Room in Implementation



Boyd H. Anderson High School

WEIGHT ROOM QUARTERLY STATUS

| SCHOOL | PROJECTED IMPLEMENTATION START DATE | PLANNED COMPLETION DATE |
|-----------------------|--|----------------------------|
| Cooper City High | Q3 2018 | Q3 2018 |
| Coral Glades High | Q3 2018 | Q3 2018 |
| Coral Springs High | Q3 2018 | Q3 2018 |
| Deerfield Beach High | Q3 2018 | Q3 2018 |
| Fort Lauderdale High | Q2 2018 | Q3 2018 |
| Hallandale High | Q3 2018 | Q3 2018 |
| J.P. Taravella High | Q2 2018 | Q3 2018 |
| McArthur High | Q3 2018 | Q3 2018 |
| Miramar High | Q2 2018 | Q3 2018 |
| Monarch High | Q3 2018 | Q3 2018 |
| Northeast High | Q2 2018 | Q3 2018 |
| Plantation High | Q2 2018 | Q3 2018 |
| Pompano Beach High | Q3 2018 | Q3 2018 |
| South Plantation High | Q3 2018 | Q3 2018 |
| Stoneman Douglas High | Q3 2018 | Q3 2018 |
| West Broward High | Q3 2018 | Q3 2018 |
| Western High | Q3 2018 | Q3 2018 |

Design



WEIGHT ROOM RIBBON CUTTINGS



**Blanche Ely
High School**

**Charles W. Flanagan
High School**



**Dillard High
School**



**Stranahan High
School**



COMPLETED WEIGHT ROOMS



Everglades
High School

Coconut Creek
High School



Piper High
School



Hollywood Hills
High School



TRACK QUARTERLY STATUS

The following list of track projects are sorted by phase, and alphabetically by school name:

Completed



| SCHOOL | IMPLEMENTATION START DATE | COMPLETION DATE |
|--------------------------|---------------------------|-----------------|
| Apollo Middle | 06/16 | 07/16 |
| Charles W. Flanagan High | 10/16 | 11/16 |
| Hallandale High | 10/16 | 12/16 |
| Hollywood Hills High | 10/16 | 12/16 |
| Miramar High | 01/18 | 03/18 |
| Monarch High | 01/18 | 03/18 |
| Pioneer Middle | 04/16 | 05/16 |
| Plantation High | 02/18 | 03/18 |
| Pompano Beach High | 01/18 | 03/18 |
| Seminole Middle | 04/16 | 05/16 |
| Stranahan High | 09/16 | 10/16 |
| Western High | 10/16 | 11/16 |

NOTE: Tracks aren't reported as complete until it is ready for use




Implementation





| SCHOOL | PROJECTED IMPLEMENTATION START DATE | PLANNED COMPLETION DATE |
|---------------------|-------------------------------------|-------------------------|
| Cypress Bay High | Q1 2018 | Q2 2018 |
| J.P. Taravella High | Q1 2018 | Q2 2018 |
| West Broward High | Q1 2018 | Q2 2018 |

*Quarters reflected above are based on calendar year.




COMPLETED TRACKS




Stranahan High School




Western High School



Charles W. Flanagan High School



Hallandale High School



Hollywood Hills High School