



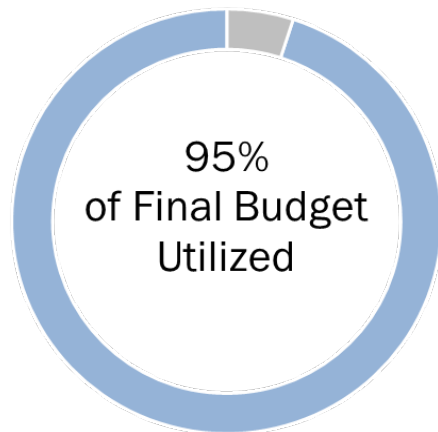
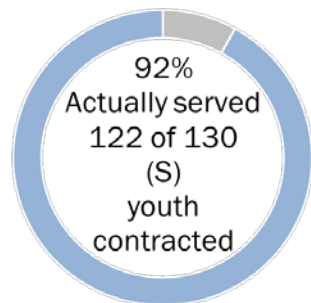
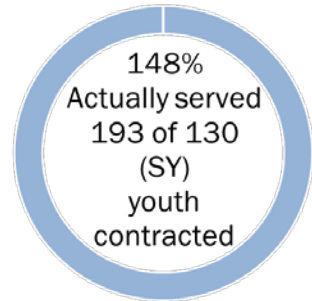
Youth Development - High School Initiatives FY 16/17

Hispanic Unity of Florida - LEAP High/BOSS

How Much Did We Do?

How Well Did We Do It?

Is Anybody Better Off?



Final Budget:
\$201,384

Actual Expenditure:
\$192,321



Excellent administrative monitoring with no findings.

Programmatic Performance

All 193 youth (both BOSS and LEAP) participating in the after school and summer programs at Miramar High School receive academic and personal enrichment activities including: academic remediation, leadership training, the TOP program, End of Course exam preparation, Credit Recovery, Health and Wellness activities, College and Career readiness activities, and exploration of World Cultures. Each day of operation the USDA Supper Program is provided to all youth participants.

70 of the 193 youth are enrolled in BOSS which adds Case Managers who meet with their youth daily and provide supports for them to graduate on time and achieve their post-secondary aspirations.

During site visits, staff and SFERA researchers noted that the teachers are engaging youth who are actively participating in the various project based learning activities offered by the LEAP High BOSS program.

The BOSS Leap High youth (100%) are satisfied with the Case Management and (88%) of students believe the program has helped them improve their grades.

Provider **met** all Council goals for performance measurements.

■ Goal ■ Measure

Youth improved their science grade.

92%

Youth improved their math grade.

82%

Youth improved their reading grade.

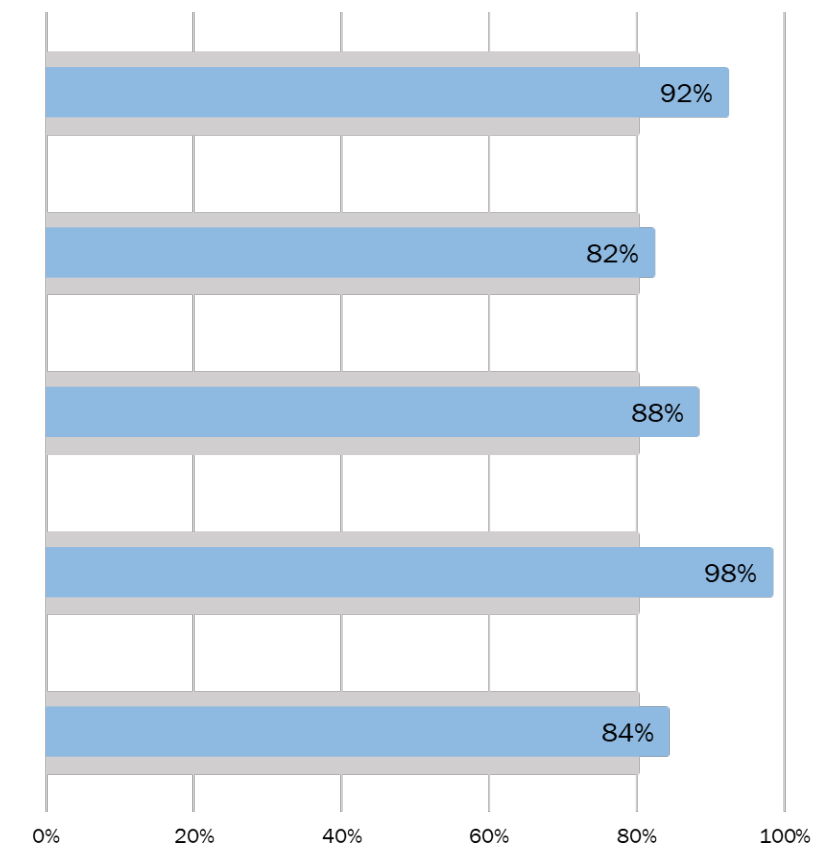
88%

Youth decreased external suspensions.

98%

Youth decreased their # of unexcused absences.

84%

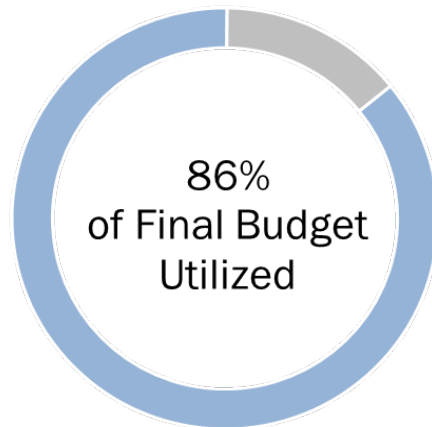
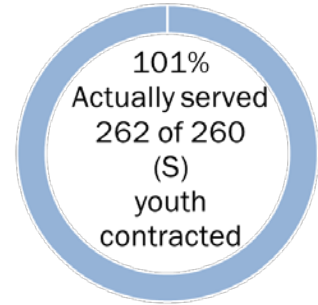
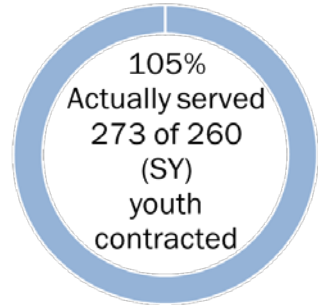




Youth Development - High School Initiatives FY 16/17

YMCA of South Florida - LEAP High/BOSS

How Much Did We Do?



Final Budget:
\$419,968

Actual Expenditure:
\$361,896

How Well Did We Do It?



The administrative monitoring had a finding related to the late submission of the audited financial statements. The finding was addressed in a timely manner.

Programmatic Performance

All 273 youth (both BOSS and LEAP) participating in the after school and summer programs at Boyd Anderson and Deerfield Beach High School receive academic and personal enrichment activities including: academic remediation, leadership training, Youth in Government, End of Course exam preparation, Credit Recovery, Health and Wellness activities, College and Career readiness activities, and ACT prep. Each day of operation the USDA Supper Program is provided to all youth participants.

140 of the 273 youth are enrolled in BOSS which adds Case Managers who meet with their youth daily and provide supports for them to graduate on time and achieve their post-secondary aspirations.

During CSC site visits, CSC staff and SFERA researchers noted the Boyd Anderson programs are operating at a high level of program fidelity, and the Science, Engineering, Communication, Math, and Enrichment (SECME) component at Deerfield Beach allows youth to design and build various robots that they use for statewide SECME competitions.

Underutilization was caused by one full time position serving both schools being vacant for three months and two Boyd Anderson Case Managers taking consecutive medical leave. CSC staff filled in the Case Manager position to ensure no break in service for the youth and maintain fidelity for this federal pilot program.

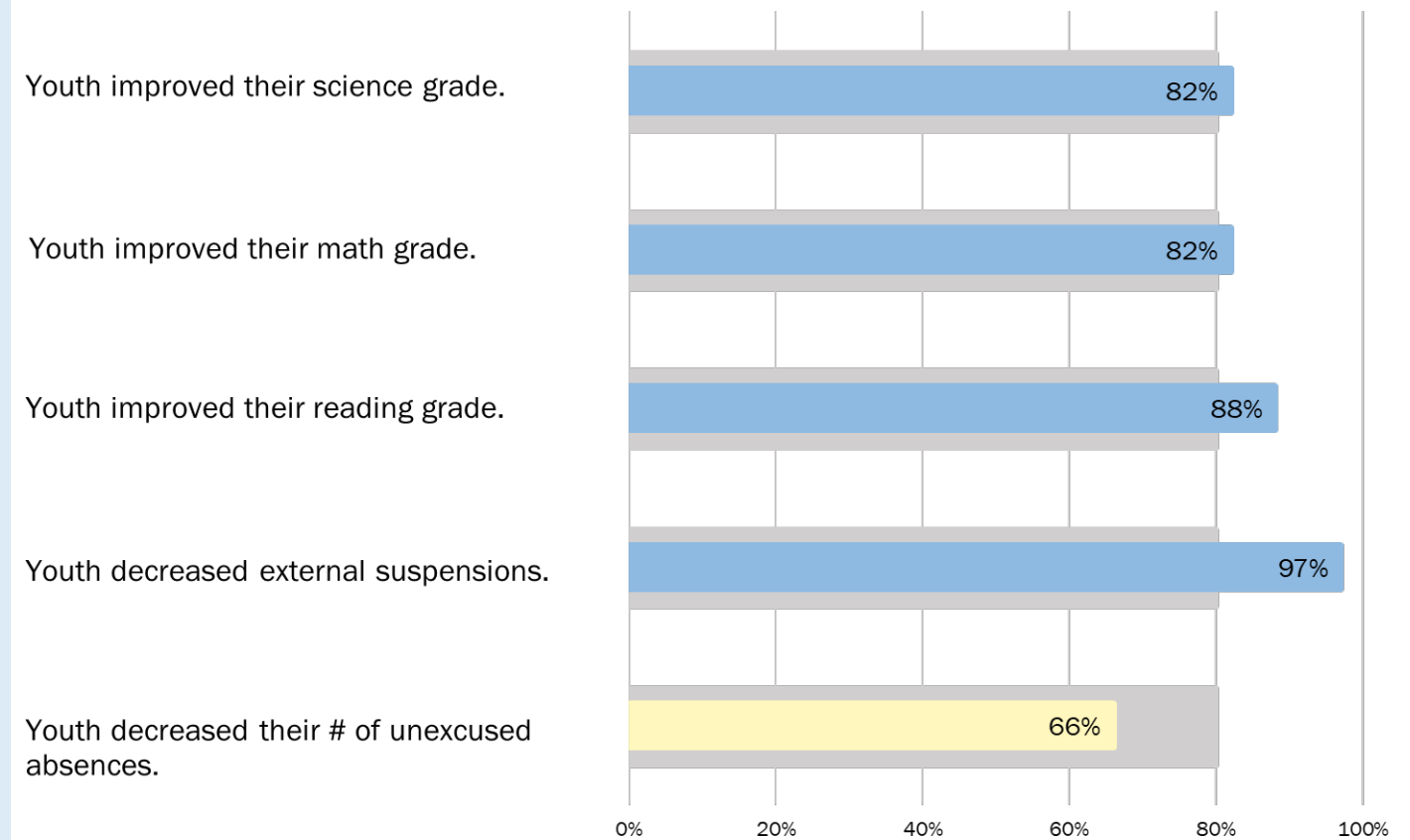
Almost all of the BOSS Leap High youth are (98%) satisfied with the Case Management and (88%) of the students responded that the program has helped them improve their grades.

Is Anybody Better Off?

Provider **met 4** of the 5 Council goals for performance measurements.

Provider did not meet expectations in the area of decreasing unexcused absences. Deerfield Beach High School has the third highest truancy rates of the Districts 31 traditional high schools due to immigration issues.

■ Goal ■ Measure

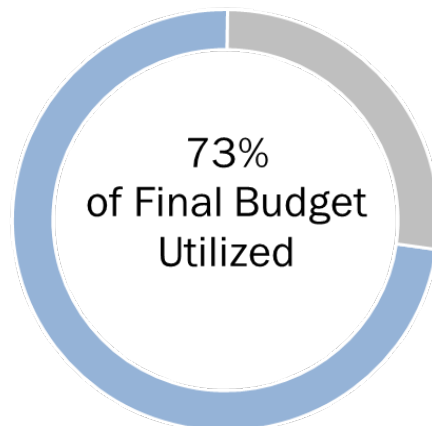
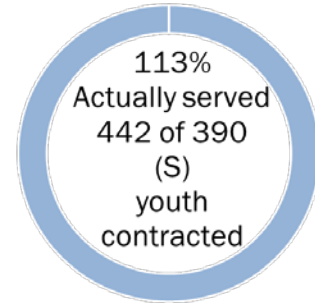
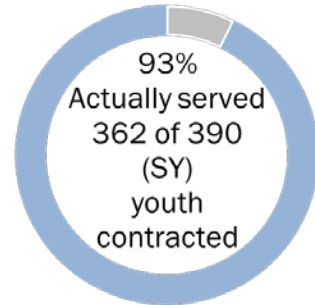




Youth Development - High School Initiatives FY 16/17

YMCA of South Florida - 21st CCLC/BOSS

How Much Did We Do?



Final Budget:
\$343,362

Actual Expenditure:
\$249,884

How Well Did We Do It?



The administrative monitoring had a finding related to the late submission of the audited financial statements. The finding was addressed in a timely manner.

Programmatic Performance

All 362 youth (both BOSS and 21st CCLC) participating in the after school and summer programs at Piper, Plantation and McArthur High School receive academic and personal enrichment activities including: academic remediation, leadership training, Youth In Government, Credit Recovery, Health and Wellness activities, College and Career readiness, and ACT Prep. Each day of operation the USDA Supper Program is provided to all youth participants.

In addition, a full time Parent Coordinator hosts monthly parent activities at each school, administers a Family Needs Assessment Survey to determine social service referrals, and actively helps parents with their educational needs.

210 of the 362 youth are enrolled in BOSS which adds Case Managers who meet with their youth daily and provide supports for them to graduate on time and achieve their post-secondary aspirations.

During their site visits, staff and SFERA researchers confirmed that the program at McArthur and Piper are implemented with a high degree of fidelity and youth are very engaged. Case Managers at the three schools were observed working seamlessly with the day school staff and are well respected by program youth and the host school staff. Underutilization was caused by the program at Plantation struggling with its afterschool attendance due to day school staff turnover, CSC provided technical assistance to address this challenge. The super majority of youth (89.7%) and parents (92%) are satisfied with the BOSS 21st CCLC Program.

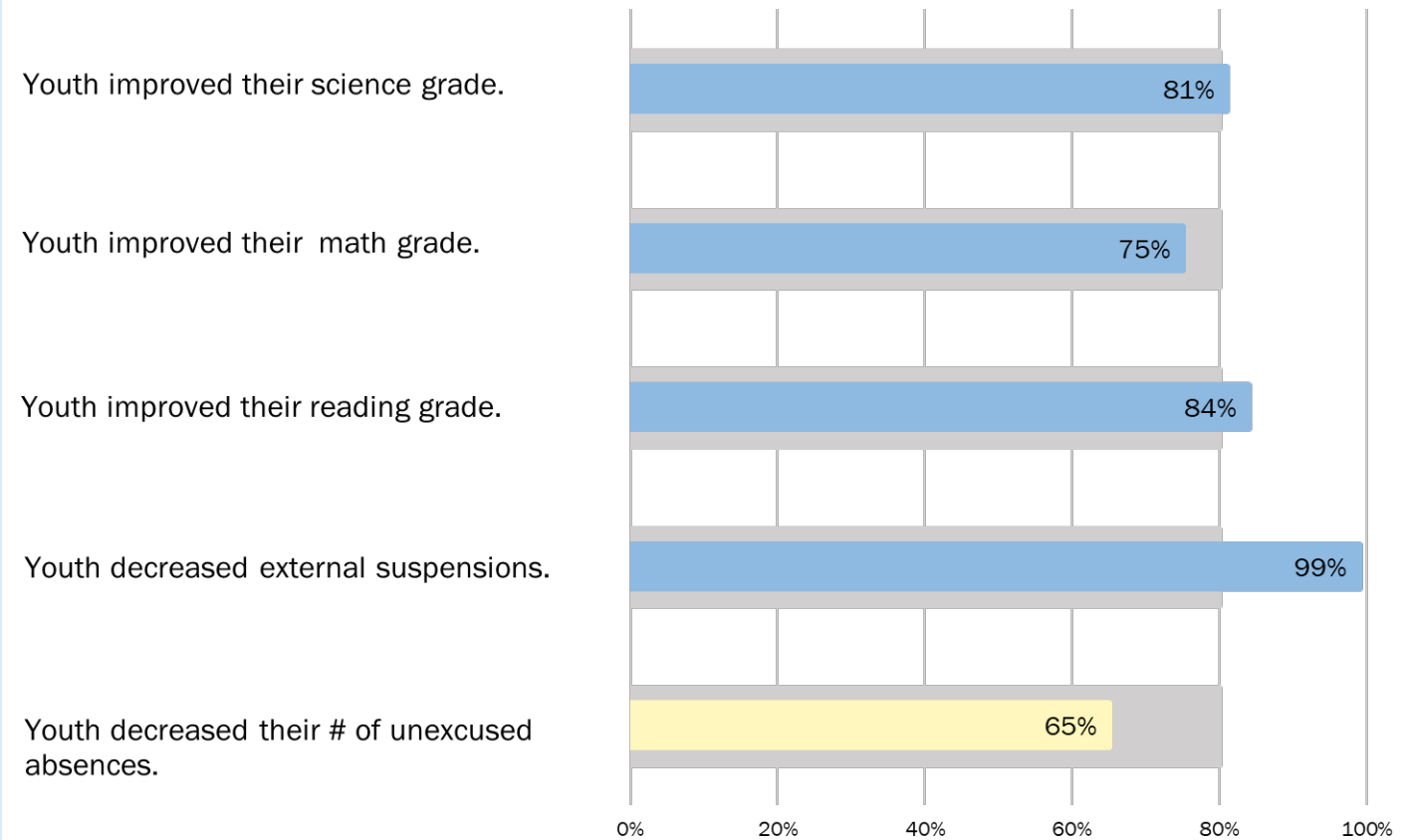
High summer attendance was a result of the Provider's robust efforts at recruitment and the addition of the NFTE program at the three schools.

Is Anybody Better Off?

Provider met 4 of 5 Council goals for performance measurements.

Provider did not meet expectations in the area of decreasing unexcused absences. McArthur High School has the highest truancy rate of the Districts 31 traditional high schools due to immigration issues.

■ Goal ■ Measure

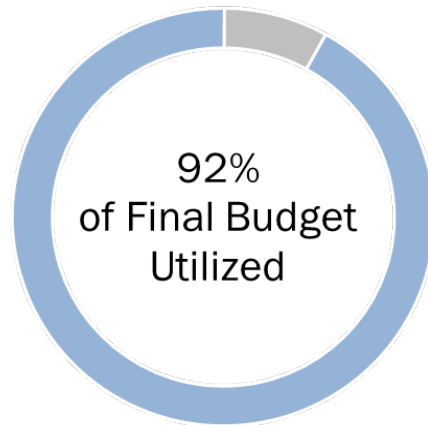
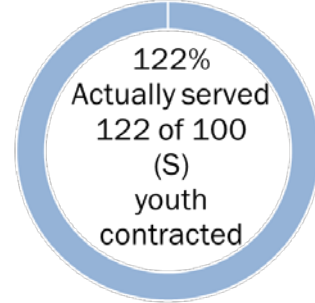
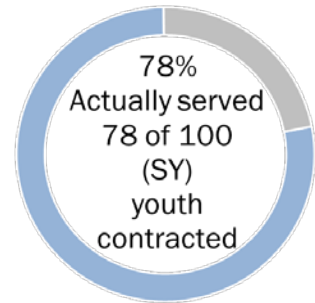




Youth Development - High School Initiatives FY 16/17

Hispanic Unity of Florida - LEAP High

How Much Did We Do?



Final Budget:
\$165,638

Actual Expenditure:
\$153,008

How Well Did We Do It?



The administrative monitoring had a finding related to the late submission of the budget to actual report. The finding was addressed in a timely manner.

Programmatic Performance

Youth participating in the after school and summer programs at Stranahan High School receive academic and personal enrichment activities including: academic remediation, leadership training, the TOP program, End of Course exam preparation, Credit Recovery, Health and Wellness activities, College and Career readiness activities, and peer-to-peer mentoring. Each day of operation the USDA Supper Program is provided to all youth participants.

HUF staff have worked diligently to create a dynamic program which provides students with the necessary assistance to help them graduate high school on time and achieve post-secondary success. The Marine Industries Cares Foundation (MICF) and HUF will continue their partnership by offering their summer camp in future years. Program monitoring reflects that the Provider utilizes innovative and creative ways to adapt the program to meet the needs of the youth and community surrounding Stranahan High School. High summer attendance resulted from the Provider recruiting students for the Marine Industry Care Foundation summer component and the use of incentive based field trips to sustain attendees.

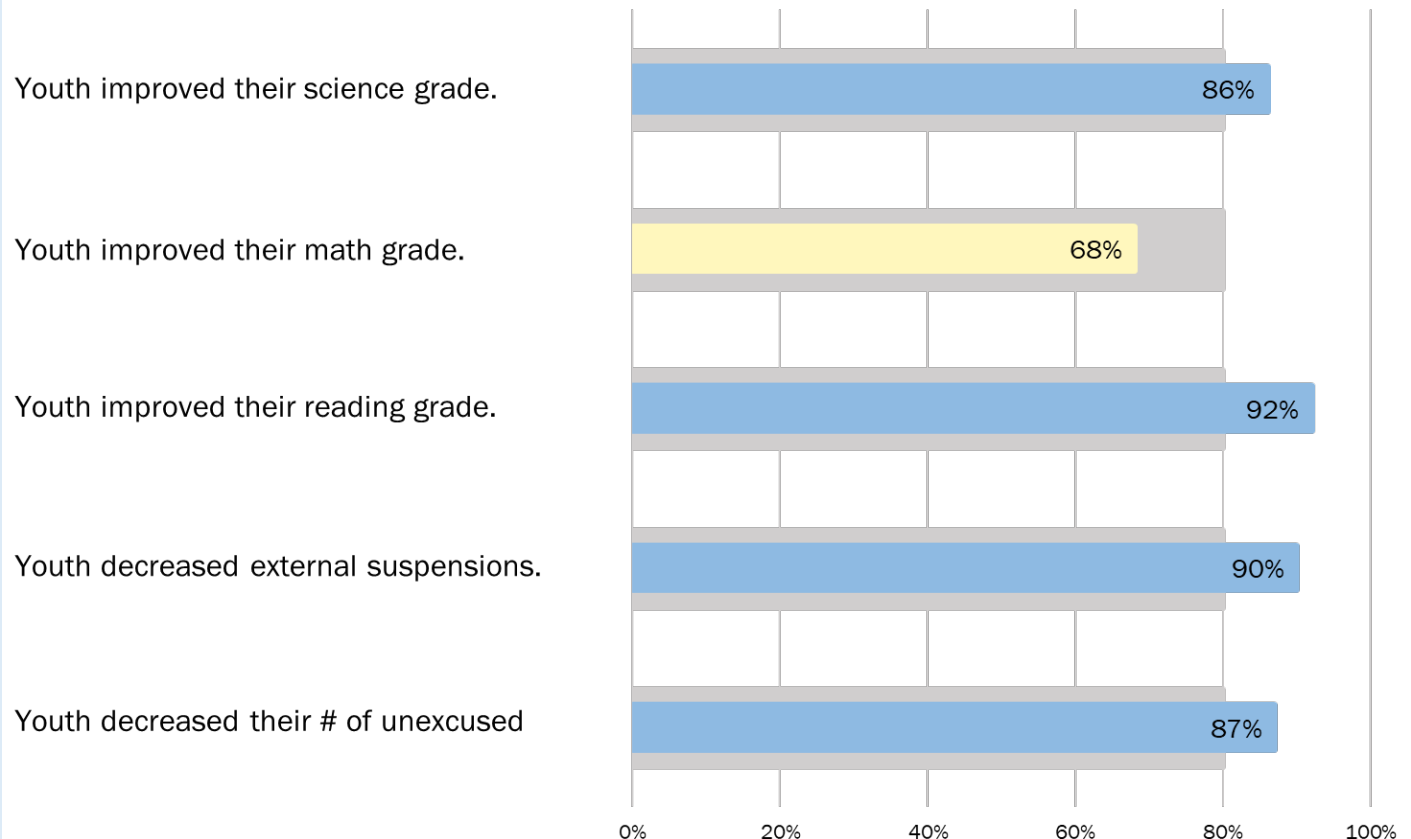
Due to staff turnover, the program did not reach 100% utilization. Technical assistance is being provided to help HUF implement youth incentives to ensure the average daily attendance is met for 17-18 program year.

Is Anybody Better Off?

Provider **met 4 of 5 Council goals** for performance measurements.

Provider did not meet expectations in the area of improving math grades because the math tutoring was offered as part of the homework component, rather than as a stand alone component.

■ Goal ■ Measure





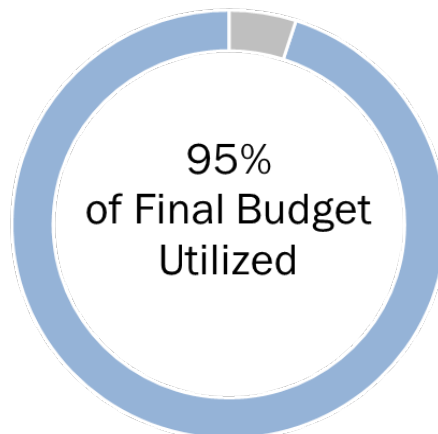
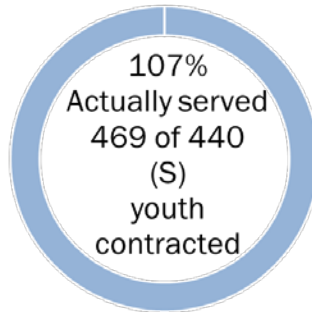
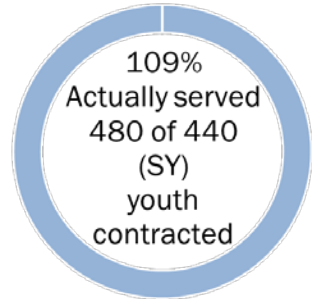
Youth Development - High School Initiatives FY 16/17

YMCA of South Florida - LEAP High

How Much Did We Do?

How Well Did We Do It?

Is Anybody Better Off?



Final Budget:
\$700,560

Actual Expenditure:
\$668,354



The administrative monitoring had findings related to a vacant position and the late submission of the audited financial statements. The findings were addressed in a timely manner.

Programmatic Performance

Youth participating in the after school and summer programs at Blanche Ely, Dillard, Hallandale and Northeast High Schools receive academic and personal enrichment activities including: academic remediation, leadership training, Youth in Government, End of Course exam preparation, Credit Recovery, Health and Wellness activities, College and Career readiness activities, and peer-to-peer mentoring. Each day of operation the USDA Supper Program is provided to all youth participants.

Youth are actively engaged, and CSC site observations verify that the program is providing services. Staff at all four (4) schools have designed dynamic programs that provide students with the necessary assistance needed to help them graduate on time and achieve post-secondary success. Program monitoring reflects that the Provider utilizes youth voice in developing the components of the program which leads to high youth involvement.

While this program is very popular during the school year, it has had challenges maintaining attendance over the summer. The Provider was placed on a Performance Improvement Plan to implement strategies to increase Summer 2017 attendance and the renewal was deferred until August 2017. Via intense technical assistance from staff, the YMCA implemented various recruitment and retention strategies that resulted in the Summer 2017 attendance reaching the 107% mark. Additionally, the provider recruited extra youth at Dillard HS over the summer to participate in the Marine Industries Foundation Program.

Provider **met** all Council goals for performance measurements.

■ Goal ■ Measure

Youth improved their science grade.




Youth improved their math grade.



Youth improved their reading grade.



Youth decreased external suspensions.



Youth decreased their # of unexcused absences



0% 20% 40% 60% 80% 100%