

Survey: 12-050T Athletic Equipment and Supplies

6 respondents took this survey.

Question 1 (Free response)*

6 of 6 respondents answered this question.

School/Department

	Number of Respondents	Percent	
Athletics & Student Activities	1	16.67%	
Athletics/Student Activities	1	16.67%	
BSC	2	33.33%	
Business Support Center	1	16.67%	
McArthur High School	1	16.67%	
Total	6	100.00%	

Question 2 (Free response)*

6 of 6 respondents answered this question.

Contact Telephone

	Number of Respondents	Percent	
321-2550	1	16.67%	
3210630	1	16.67%	
754-321-0646	1	16.67%	
754-321-0647	1	16.67%	
754-323-1207	1	16.67%	
7543211207	1	16.67%	
Total	6	100.00%	

Question 3 (Multiple select)*

6 of 6 respondents answered this question.

Which vendor/supplier did you buy the supplies from? (If you used multiple vendors, please select all that were used.)

		Number of Respondents	Percent
Apple Printing & Advertising Specialties, Inc.		0	0.00%
BSN Sports, Inc.		6	100.00%
D & J Online Commerce Solutions, Inc. d/b/a OLC Solutions		0	0.00%
Matty's Sports, Inc.		1	16.67%
Profits Plus Enterprises, Inc.		0	0.00%
All American Sports Corporation d/b/a Riddell		0	0.00%
School Specialty, Inc.		2	33.33%
Uniform Square of America, LLC		0	0.00%
Varsity Spirit Fashions & Supplies, LLC		0	0.00%

Question 4 (Free response)*

6 of 6 respondents answered this question.

What was the product/service?

	Number of Respondents	Percent
All Star Uniforms	1	16.67%
Athletic Apparel	1	16.67%
Athletic equipment	1	16.67%
Athletic Supplies and equipment	1	16.67%
several athletic products	1	16.67%
Uniforms, Athletic supplies	1	16.67%
Total	6	100.00%

Question 5 (Free response)

4 of 6 respondents answered this question.

Purchase Order Number(s).



	Number of Respondents	Percent
4515020508, 7515006573	1	25.00%
7516004786, 7516004783, 7515018902, 7515018901, 7515009071, 7516004787	1	25.00%
7516004901	1	25.00%
Various	1	25.00%
Total	4	100.00%

Question 6 (Rating grid)*



6 of 6 respondents answered this question.

How do you rate the vendor in the following areas?

1. Overall Customer Service

Poor (1) - Excellent (5)	Number of Respondents	Percent
1	0	0.00%
2	0	0.00%
3	0	0.00%
4 	1	16.67%
5 	5	83.33%
Total	6	100.00%
Average rating: 4.83		



2. Delivery as Scheduled or Promised

Poor (1) - Excellent (5)	Number of Respondents	Percent
1	0	0.00%
2	0	0.00%
3	0	0.00%
4 	1	16.67%
5 	5	83.33%
Total	6	100.00%
Average rating: 4.83		

Question 7 (Rating scale)*

6 of 6 respondents answered this question.

How satisfied are you with the vendor/supplier?

Not Satisfied (1) - Very Satisfied (5)	Number of Respondents	Percent
1	0	0.00%
2	0	0.00%
3	0	0.00%
4 	1	16.67%
5 	5	83.33%
Total	6	100.00%
Average rating: 4.83		

Question 8 (Yes-no)*

6 of 6 respondents answered this question.



Will you use them again?

		Number of Respondents	Percent
Yes		6	100.00%
No		0	0.00%
Total		6	100.00%

Question 9 (Rating scale)*

6 of 6 respondents answered this question.

Would you purchase this product again?

Very Unlikely (1) - Definitely (5)		Number of Respondents	Percent
1		0	0.00%
2		0	0.00%
3		0	0.00%
4		2	33.33%
5		4	66.67%
Total		6	100.00%


Average rating: 4.67

Question 10 (Rating grid)*


6 of 6 respondents answered this question.

How do you rate their product?



1. Compliance with Specifications

Very Unlikely (1) - Definitely (5)	Number of Respondents	Percent
1	0	0.00%
2	0	0.00%
3	0	0.00%
4	0	0.00%
5 	6	100.00%
Total	6	100.00%
Average rating: 5.00		

2. Quality as Compared with Similar Products

Very Unlikely (1) - Definitely (5)	Number of Respondents	Percent
1	0	0.00%
2	0	0.00%
3	0	0.00%
4	0	0.00%
5 	6	100.00%
Total	6	100.00%
Average rating: 5.00		

3. Price as Compared with Similar Products

Very Unlikely (1) - Definitely (5)	Number of Respondents	Percent
1	0	0.00%
2	0	0.00%
3 	1	16.67%
4	0	0.00%
5 	5	83.33%
Total	6	100.00%
Average rating: 4.67		

Question 11 (Rating scale)*

6 of 6 respondents answered this question.

Would you use this vendor again?

Very Unlikely (1) - Definitely (5)		Number of Respondents	Percent
1		0	0.00%
2		0	0.00%
3		0	0.00%
4		1	16.67%
5		5	83.33%
Total		6	100.00%

Average rating: 4.83

Question 12 (Free response)

0 of 6 respondents answered this question.

Please share any additional information regarding this vendor/supplier or the product provided. If this vendor's performance is unsatisfactory, please tell us why.

	Number of Respondents	Percent	
Total	0	0.00%	