

Survey: 11-034B: Floor Machines and Supplies (CATALOG) - Vendor Survey (B)

6 respondents took this survey.

Question Summary

	Question	Question Type	% of Respondents Submitting
Details	Question 1	Free response	100.00%
Details	Question 2	Free response	100.00%
Details	Question 3	Multiple select	100.00%
Details	Question 4	Free response	100.00%
Details	Question 5	Free response	16.67%
Details	Question 6	Rating grid	100.00%
Details	Question 7	Multiple select	100.00%
Details	Question 8	Yes-no	100.00%
Details	Question 9	Rating grid	100.00%
Details	Question 10	Multiple select	100.00%
Details	Question 11	Free response	33.33%

A red asterisk (*) indicates required questions.

Question 1 (Free response)*

6 of 6 respondents answered this question.

School/Department

	Number of Respondents	Percent
custodial	1	16.67%
Custodial Grounds	1	16.67%
Custodial/Grounds	1	16.67%
EVERGLADES ELEMENTARY	1	16.67%
Innovative Learning & Arts	1	16.67%
Stirling Elementary/0691	1	16.67%
Total	6	100.00%

Question 2 (Free response)*

6 of 6 respondents answered this question.






Contact Telephone

	Number of Respondents	Percent	
754 321-4312	1	16.67%	
754 321-4321	1	16.67%	
754-321-1860	1	16.67%	
754-323-5609	1	16.67%	
7543228974	1	16.67%	
7543237604	1	16.67%	
Total	6	100.00%	

Question 3 (Multiple select)*

6 of 6 respondents answered this question.

Which vendor/supplier did you buy the supplies from? (if you used multiple vendors, please select all that were used)

		Number of Respondents	Percent
Interline Brands DBA Amsan		0	0.00%
Dade Paper & Bag Co.		3	50.00%
Ideal Supply, Inc.		1	16.67%
Rex Chemical Corporation		2	33.33%
South Florida Janitorial Supply		4	66.67%
N/A		2	33.33%

Question 4 (Free response)*

6 of 6 respondents answered this question.

What was the product/service?

	Number of Respondents	Percent
Chemicals for the custodians, floor cleaning and floor machines. Paper legal & letter size paper.	1	16.67%
Floor machine	1	16.67%
Floor machines, restroom cleaner, wetdry vac, propane strippers, propane buffer	1	16.67%
N/A	1	16.67%
NA.	1	16.67%
South Florida Janitorial Supply: Windsor and Tennant auto scrubbers and carpet extractors. Dade Paper: Barracuda floor scrubber. Rex Chemical: Royal Vacuum Cleaners.	1	16.67%
Total	6	100.00%

Question 5 (Free response)

1 of 6 respondents answered this question.

Purchase Order No(s).

	Number of Respondents	Percent	
N/A	1	100.00%	
Total	1	100.00%	

Question 6 (Rating grid)*

6 of 6 respondents answered this question.

How do you rate the supplier in the following areas?

1. Overall Customer Service

Poor (1) - Excellent (5)		Number of Respondents	Percent
1		0	0.00%
2		0	0.00%
3	<div></div>	3	50.00%
4	<div></div>	1	16.67%
5	<div></div>	2	33.33%
Total		6	100.00%
Average rating: 3.83			

2. Delivery as Scheduled or Promised

Poor (1) - Excellent (5)		Number of Respondents	Percent
1		0	0.00%
2		0	0.00%
3	<div></div>	3	50.00%
4	<div></div>	2	33.33%
5	<div></div>	1	16.67%
Total		6	100.00%
Average rating: 3.67			

Question 7 (Multiple select)*

6 of 6 respondents answered this question.

How satisfied are you with the supplier?

	Number of Respondents	Percent
Very Satisfied	3	50.00%
Satisfied	3	50.00%
Somewhat Satisfied	0	0.00%
Not Satisfied	0	0.00%

Question 8 (Yes-no)*

6 of 6 respondents answered this question.

Will you use them again?

		Number of Respondents	Percent
Yes		6	100.00%
No		0	0.00%
Total		6	100.00%

Question 9 (Rating grid)*

6 of 6 respondents answered this question.

How do you rate their product/service?

1. Compliance with Specifications

Poor (1) - Excellent (5)		Number of Respondents	Percent
1		0	0.00%
2		0	0.00%
3	<div></div>	2	33.33%
4	<div></div>	2	33.33%
5	<div></div>	2	33.33%
Total		6	100.00%
Average rating: 4.00			

2. Quality as Compared to Similar Products/Services

Poor (1) - Excellent (5)		Number of Respondents	Percent
1		0	0.00%
2		0	0.00%
3	<div></div>	2	33.33%
4	<div></div>	3	50.00%
5	<div></div>	1	16.67%
Total		6	100.00%
Average rating: 3.83			

3. Price as Compared to Similar Products/Services

Poor (1) - Excellent (5)		Number of Respondents	Percent
1		0	0.00%
2		0	0.00%
3	<div></div>	2	33.33%
4	<div></div>	3	50.00%
5	<div></div>	1	16.67%
Total		6	100.00%
Average rating: 3.83			

Question 10 (Multiple select)*

6 of 6 respondents answered this question.

Would you purchase this product or use this vendor again?

		Number of Respondents	Percent
Definitely		4	66.67%
Probably		2	33.33%
Unlikely		0	0.00%
Very Unlikely		0	0.00%

Question 11 (Free response)

2 of 6 respondents answered this question.

Please share any additional information regarding this supplier or the product/service provided/ If this supplier's performance is unsatisfactory, please tell us why.

	Number of Respondents	Percent
I do not use the listed suppliers	1	50.00%
We have not bought anything in the last 5 years.	1	50.00%
Total	2	100.00%